

August, 1954. **ENFIELD CYCLE & MOTOR CO. LTD.** Price 2/-

633 HUNTER ST. NEWCASTLE WEST.

Phone - B 3453. B 3870.

**A List of
SPARE & REPLACEMENT PARTS**

for the

Royal Enfield
★ *'Made like a Gun'* ★

MOTOR CYCLE

1953-4

MODEL J.2. (Twin Port)

499 c.c. O.H.V.



THE

ENFIELD CYCLE COMPANY LIMITED

Head Office & Works:

REDDITCH, WORCESTERSHIRE

ENGLAND



August, 1954.

BRITCYCLE
www.britcycle.com.au

Price 2/-

A List of
SPARE & REPLACEMENT PARTS
for the

Royal Enfield
★ * 'Made like a Gun' * ★

MOTOR CYCLE

1953-4

MODEL J.2. (Twin Port)

499 c.c. O.H.V.

TAYLOR CYCLE & MOTOR CO. PTY. LTD.

633 HUNTER ST. NEWCASTLE WEST.

Phone - B 3458. B 3870.

THE

ENFIELD CYCLE COMPANY LIMITED

Head Office & Works:

REDDITCH, WORCESTERSHIRE

ENGLAND

Telegrams:
"Cycles. Phone, Redditch."

Telephone:
Redditch 121 (8 lines).



www.britcycle.com.au

INDEX

| | <i>Page</i> |
|--------------------------------|-------------|
| Air Filter | 40 |
| Battery | 52 |
| ,, Carrier | 40 |
| Brake Pedal | 36 |
| Carburettor | 50 |
| Chains & Covers | 44 |
| Clutch | 20 |
| Engine | 4-12 |
| ,, Attachment Studs | 38 |
| Exhaust Pipe | 36 |
| Footrests | 36 |
| Frame | 38 |
| Front Fork, Telescopic | 26, 28 |
| Gearbox | 14-18 |
| Handlebar | 22 |
| ,, Controls | 22 |
| ,, Control Cables | 24 |
| Lamps | 54 |
| Legshields | 48 |
| Magdyno | 52 |
| Mudguard, Front | 30 |
| ,, Rear | 42 |
| Petrol Tank | 30 |
| Pillion Footrests | 44 |
| Saddle | 46 |
| Silencer | 36 |
| Speedometer | 48 |
| Stand, Prop | 44 |
| ,, Rear | 40 |
| Toolboxes | 46 |
| Wheel & Brake, Front | 32 |
| ,, Rear | 34 |

TERMS OF BUSINESS

All prices of Spare and Replacement Parts are subject to revision or modification, at our discretion, without notice.

Our terms are **STRICTLY NET CASH WITH ORDER**, or cash on receipt of **PRO-FORMA INVOICE**. Repairs and sundries items cannot be booked. Prices do not include cost of carriage or postage which will be covered by a percentage surcharge on the nett invoice value. C.O.D. fees and the cost of packing cases or crates are additional to the fixed surcharge.

Any part or complete motor cycle sent for repair should be consigned **CARRIAGE PAID** and the sender's name and address should be given in full on the address tally. Parts sent to us carriage forward are liable to be refused, and to lie with the carriers at sender's risk and expense.

Full instructions regarding the necessary repairs to be done, with advice as to the mode of despatch of the machine (or part), should be posted the same day.

When forwarding motor cycles for repair it is advisable to remove all accessories and easily detached fittings, such as badges, mascots, tools, tyre inflator, etc. Besides facilitating the work of repair, it will also prevent any loss during transit.

Order all parts by the name of the article and the No. of Part, also state the number of the engine or machine for which they are intended. The engine number will be found stamped on the driving side of the crankcase below the cylinder barrel and the machine number at the top of the front down tube or head lug.

GUARANTEE

We respectfully refer customers to the terms of our guarantee.

When forwarding a complete Motor Cycle, Engine, or other Assembly with the request that we overhaul the same, we understand by the term "Overhaul" that it is to be entirely dismantled, thoroughly renovated, any worn parts renewed, and put in perfect working order. In case a customer desires only certain parts attended to, full instructions should be given us to that effect, otherwise the cost may be in excess of that anticipated.

ESTIMATES AND QUOTATIONS

When customers send complete Motor Cycles or parts thereof to us for repairs, we are always prepared to furnish estimates before proceeding with the necessary work. At the same time, it must be distinctly understood that we can only give approximate quotations. Frequently, when the actual work is in progress, it is found necessary to replace parts other than those specified in the estimate, as we make a practice of including in such estimates only those items and parts which at the time we consider really essential to put the machine (or parts) in a thoroughly satisfactory condition.

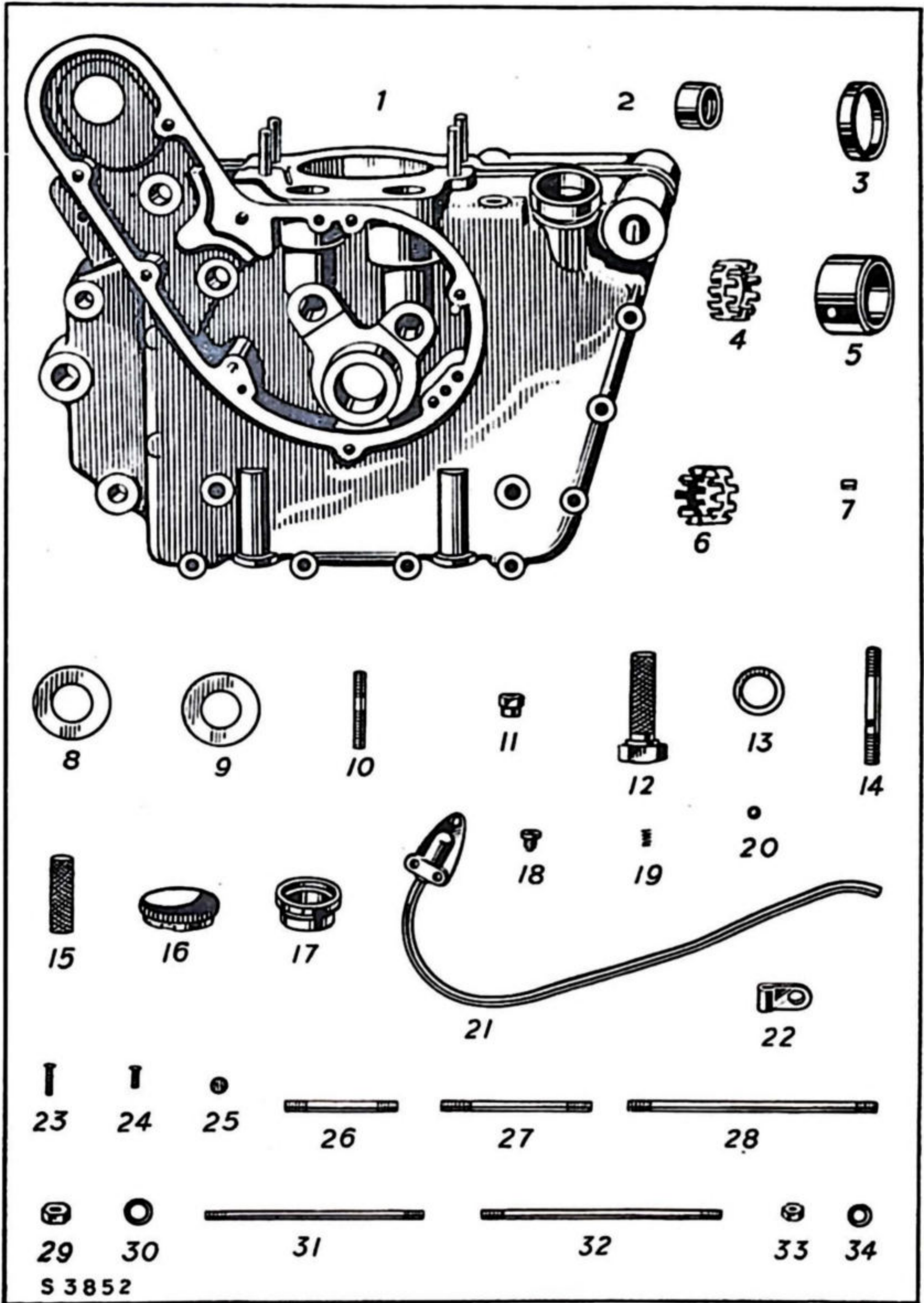
If any estimate prepared in this way is not accepted, we reserve the right to make a charge for taking down and re-assembling any parts necessary in preparing it.

We cannot hold ourselves responsible for loss of, or damage to, any parts lying at our Works for repairs, unless instructions to proceed with same are given within twenty-one days of our estimate for the said repairs having been rendered.

All welded repairs to crankcases and other aluminium parts are carried out with extreme care, but we cannot give any guarantee with, or accept responsibility for, any parts so treated.

ROYAL ENFIELD ENGINE

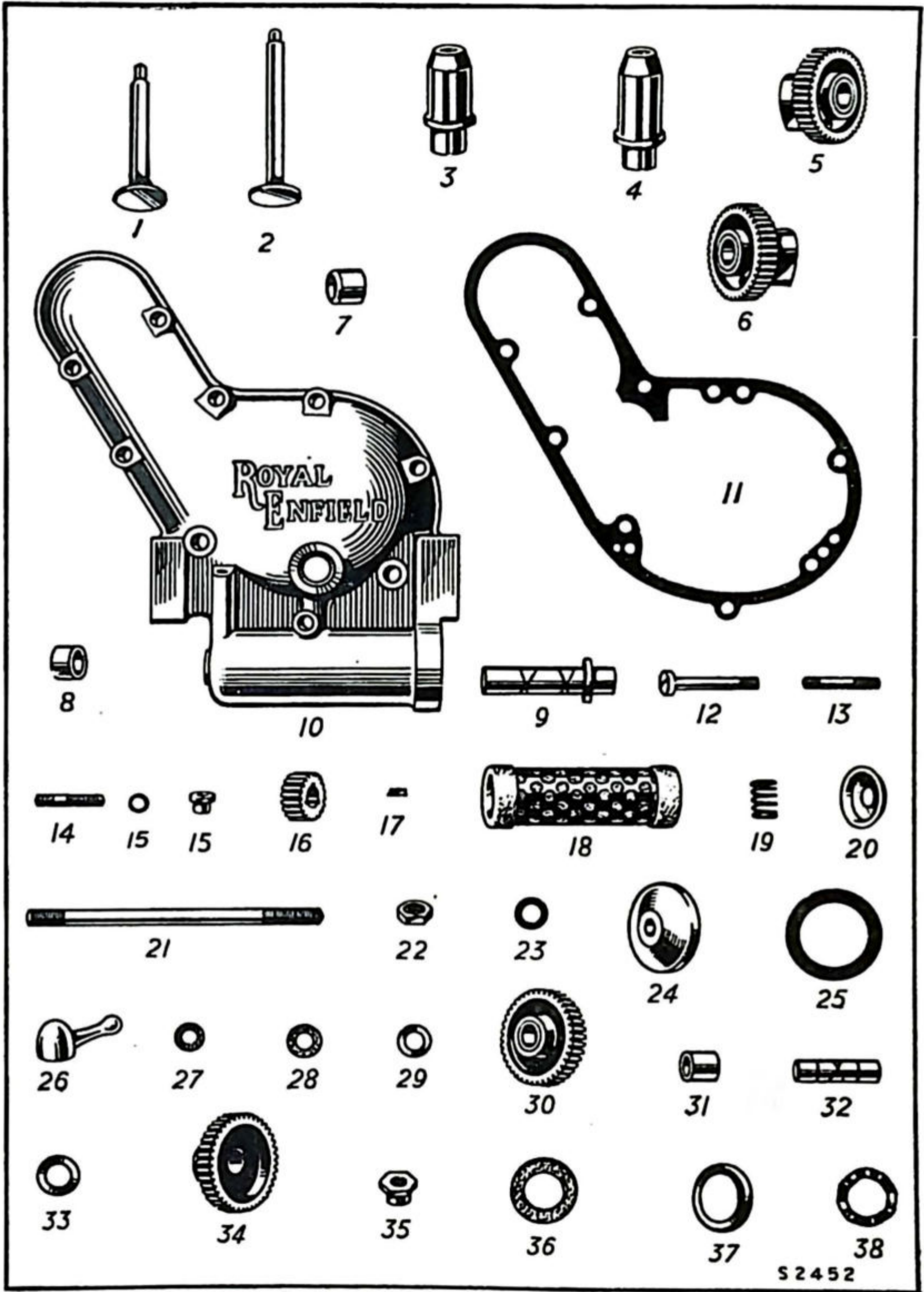
| Illus. No. | No. of part. | Description | No. per set. |
|---------------|-----------------|--|--------------------|
| | 34269 .. | 499 c.c. O.H.V. engine (Model J2), with magdyno and carburettor | 1 |
| | 34270 .. | 499 c.c. O.H.V. engine (Model J2), less magdyno and carburettor | 1 |
| 1 | 34425 | Crankcase (timing and driving sides) with fixed fittings.. .. | 1 |
| 2 | 16291 .. | " bearing bush (timing side).. | 1 |
| 3 | 16700 .. | " roller race (timing side) .. | 1 |
| | 8785 .. | " " cage " " .. | 1 |
| 5 | 14458 .. | " " race (driving side) .. | 1 |
| | 12548 .. | " " cage " " .. | 1 |
| 7 | SE342 .. | " bearing roller | 48 |
| 8 | 32872 .. | " " end washer | 2 |
| 9 | 15459 .. | " " thrust washer (timing side) | 1 |
| | 12572 .. | " " " " (driving side) | 1 |
| 10 | 15286 .. | Crankcase cylinder stud $\frac{7}{16}$ " \times $1\frac{1}{2}$ " \times 26 | 4 |
| 11 | 10994 .. | " " " nut | 4 |
| | 88894 .. | " " gauze drain cup .. | 1 |
| 12 | 24178 .. | " oil plug and filter | 2 |
| 13 | 24178 .. | " " " washer | 2 |
| 14 | 18919 .. | " " filter stud | 2 |
| 15 | 13995/6 .. | " " " gauze and ring .. | 2 |
| 16 | 19670 .. | " " filler cap | 1 |
| 17 | 18275 .. | " " " collar | 1 |
| 18 | 22198 .. | " non-return valve plug .. | 1 |
| 19 | 22199 .. | " " " " spring .. | 1 |
| 20 | 82017 .. | " " " " ball $\frac{3}{16}$ " dia. | 1 |
| 21 | 26649C .. | " breather body with pipe .. | 1 |
| 22 | 88165 .. | " " " pipe clip .. | 1 |
| 23 | 26648 .. | " " screw $\frac{3}{16}$ " \times $\frac{11}{16}$ " \times 32 | 2 |
| 24 | 26664 .. | " " " " $\frac{3}{16}$ " \times $\frac{3}{8}$ " \times 32.. | 1 |
| 25 | 26651 .. | " " disc valve.. .. | 2 |
| 26 | 22680 .. | Crankcase stud $\frac{5}{16}$ " \times $6\frac{3}{16}$ " \times 26.. .. | 2 |
| 27 | 21471 .. | " " " " $\frac{5}{16}$ " \times $3\frac{1}{8}$ " \times 26 | 1 |
| 28 | 15267 .. | " " " " $\frac{5}{16}$ " \times $2\frac{5}{8}$ " \times 26 | 1 |
| 29 | 27804 .. | " " nut $\frac{5}{16}$ " \times 26 | 6 |
| 30 | 8684 .. | " " washer | 6 |
| 31 | 22682 .. | " " " " $\frac{1}{4}$ " \times $6\frac{1}{16}$ " \times 26 | 7 |
| 32 | 22681 .. | " " " " $\frac{1}{4}$ " \times $5\frac{1}{2}$ " \times 26 | 3 |
| 33 | 26998 .. | " " nut $\frac{1}{4}$ " \times 26 | 20 |
| 34 | 82 .. | " " washer | 20 |



ROYAL ENFIELD ENGINE—Contd. (1)


| Illus. No. | No. of part. | Description. | No. per set. |
|------------|--------------|---|--------------|
| 1 | 22612 .. | Tappet (inlet) | 1 |
| 2 | 22613 .. | .. (exhaust) | 1 |
| 3 | 22614 .. | .. guide (inlet) | 1 |
| 4 | 22615 .. | (exhaust) | 1 |
| 5 | 33870 .. | Cam (inlet) with bushes | 1 |
| 6 | 33871 .. | .. (exhaust) | 1 |
| 7 | 19885 .. | .. bush (long) | 2 |
| 8 | 19888 .. | (short) | 2 |
| 9 | 22616 .. | .. spindle | 2 |
| 10 | 33572 .. | Timing gear cover with oil filter housing | 1 |
| 11 | 22605 .. | fibre joint washer | 1 |
| 12 | 19555 .. | Timing cover screw $\frac{1}{4}$ " \times $1\frac{3}{16}$ " \times 26 | 4 |
| | 34689 .. | " $\frac{1}{4}$ " \times $1\frac{11}{16}$ " \times 26 | 1 |
| | 34688 .. | " $\frac{1}{4}$ " \times $1\frac{1}{2}$ " \times 26 | 2 |
| | 19828 .. | " $\frac{1}{4}$ " \times $1\frac{15}{16}$ " \times 26 | 2 |
| 15 | 34690 .. | " washer | 9 |
| 16 | 18754 .. | Timing pinion, 20T | 1 |
| 17 | 9410 .. | key | 1 |
| 18 | †28253 .. | Oil cleaner element (brass body) | 1 |
| | †38223 .. | " (wire wound body) | 1 |
| 19 | 28259 .. | spring | 1 |
| 20 | 28254 .. | " cup | 1 |
| 21 | 28255 .. | stud $\frac{3}{8}$ " dia. $6\frac{1}{2}$ " long | 1 |
| 22 | 26996 .. | " locknut | 1 |
| 23 | 18785 .. | " fibre washer | 1 |
| 24 | 28256 .. | cap | 1 |
| 25 | 28258 .. | " washer | 1 |
| 26 | 28257 .. | " nut | 1 |
| 27 | 18785 .. | " fibre washer | 1 |
| 28 | 18793 .. | felt washer | 1 |
| 29 | 8894 .. | thrust washer | 1 |
| | 28858 .. | Oil passage screws | 2 |
| 30 | 33901 .. | Magdyno drive idler pinion with bush | 2 |
| 31 | 19200 .. | " .. " bush | 2 |
| 32 | 22618 .. | " .. " spindle | 2 |
| 33 | 19552 .. | " .. " thrust washer | 4 |
| 34 | 18575 .. | Magdyno pinion | 1 |
| 35 | 14538 .. | " nut | 1 |
| 36 | 21423 .. | " felt washer | 1 |
| 37 | 18998 .. | " .. " retainer | 1 |
| 38 | 19852 .. | " corrugated washer | 1 |
| | 19853 .. | " plain | 1 |

†These oil cleaner elements are interchangeable.



S 2452

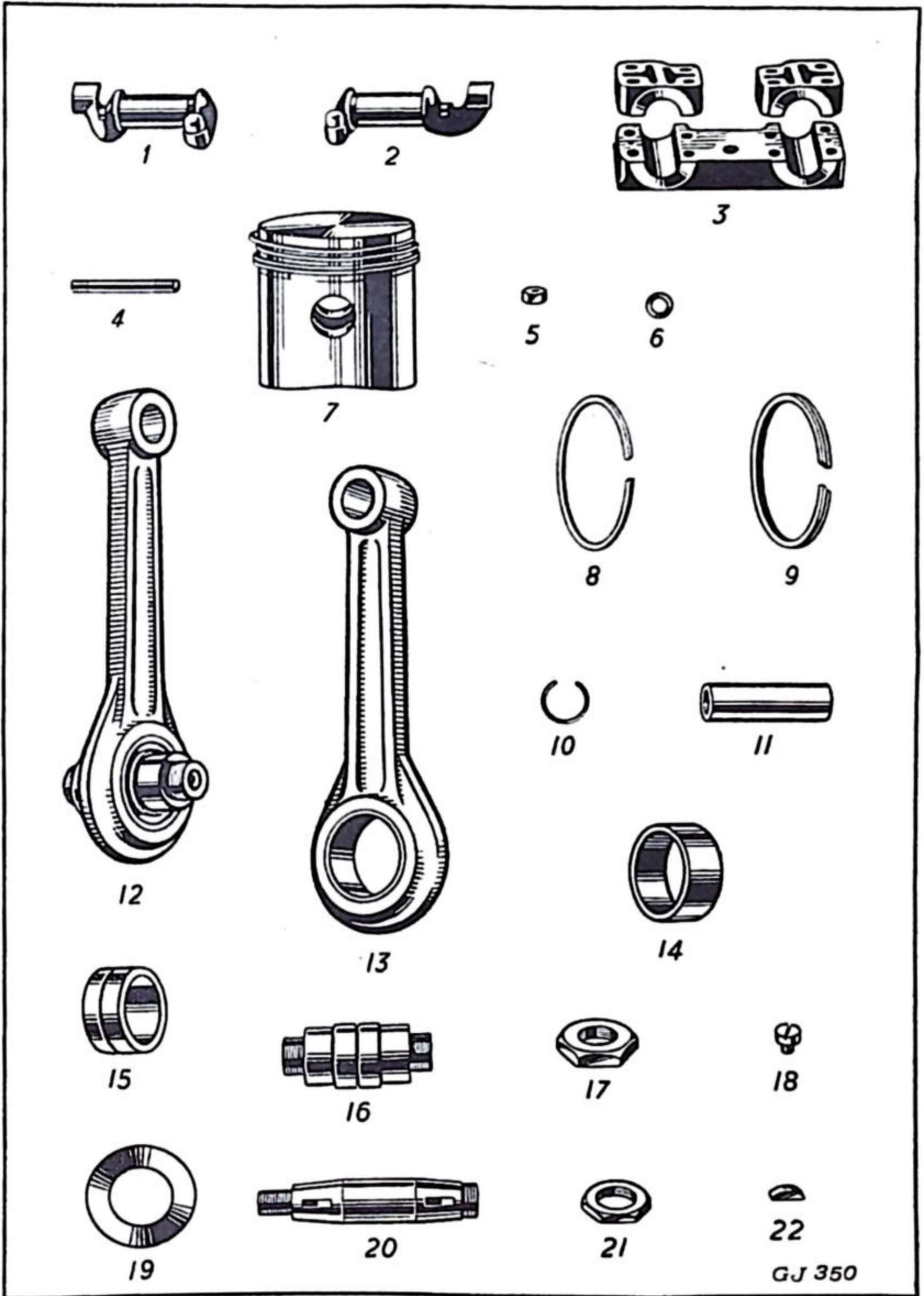
| Illus. No. | No. of part. | Description. | No. per set. |
|------------|--------------|--|--------------|
| 1 | 34683 | Magdyno strap | 1 |
| 2 | 19068 | trunnion (plain) .. | 1 |
| 3 | 19069 | (tapped) .. | 1 |
| 4 | 19202 | stud $\frac{1}{4}$ " dia. | 1 |
| 5 | 12881 | " " " nut | 1 |
| | 5915 | " " " washer | 1 |
| 6 | 22679 | anchor stud (crankcase) .. | 1 |
| | 27304 | Anchor stud nut | 1 |
| | 8634 | washer | 1 |
| 7 | 19065 | Magdyno dowel | 2 |
| | 32551 | shield | 1 |
| 8 | 24288 | Cylinder barrel | 1 |
| | 21518 | base washer | 2 |
| 10 | 25861 | washer for push rod tubes | 2 |
| 11 | 22604 | cover for valve lifter | 1 |
| 12 | 21869 | joint washer .. | 1 |
| 13 | 22216 | stud | 1 |
| 14 | 17385 | " " nut .. | 1 |
| 15 | 8684 | " " steel washer | 1 |
| 16 | 25990 | " " fibre " | 1 |
| 17 | 34268 | Cylinder head with valve guides .. | 1 |
| 18 | 26198 | oil ferrule | 2 |
| 19 | 19803 | joint washer | 1 |
| 20 | 24833 | stud $\frac{3}{8}$ " \times $2\frac{1}{16}$ " \times 26 .. | 4 |
| 21 | 17602 | " " nut | 4 |
| 22 | 107 | " " washer | 4 |
| 23 | 22601 | cover | 1 |
| 24 | 22627 | " " washer | 1 |
| 25 | 21468 | " " stud | 1 |
| 26 | 24054 | " " " nut | 1 |
| 27 | 1846 | " " " washer | 1 |
| 28 | 24952 | Valve (inlet) | 1 |
| 29 | 16362 | (exhaust) | 1 |
| 30 | 22641 | guide | 2 |
| 31 | 19428 | spring (outer) | 2 |
| 32 | 19427 | " (inner) | 2 |
| 33 | 85238 | " collar (top) | 2 |
| 35 | 11099 | " split collar | 2 |
| 36 | 10672 | " stem cap | 2 |
| 37 | 22607 | Valve push rod with ends (inlet) .. | 1 |
| 38 | 22609 | " " " " (exhaust) | 1 |
| 39 | 15916 | " " " end (top) | 2 |
| 40 | 21863 | " " " (bottom, inlet) .. | 1 |
| 41 | 21864 | " " " (" exhaust) | 1 |
| 42 | 21865 | " " " cup | 2 |
| 48 | 34399 | " " " locknut | 2 |
| 44 | 21867 | Valve lifter | 1 |
| 45 | 21169 | " " spindle | 1 |
| 46 | 21815 | " " spring | 1 |



ROYAL ENFIELD ENGINE—Contd. (3)

| Illus. No. | No. of part. | Description. | No. per set. |
|------------|--------------|---|--------------|
| 1 | 22622 .. | Rocker (inlet) | 1 |
| 2 | 22623 .. | .. (exhaust) | 1 |
| 3 | 22602/3 .. | .. bearing and caps | 1 |
| 4 | 10772 .. | stud, $\frac{1}{4}$ " \times $1\frac{7}{8}$ " \times 26 .. | 8 |
| 5 | 27305 .. | nut | 8 |
| 6 | 9908 .. | washer | 8 |
| 7 | 33899 .. | Piston complete with rings and gudgeon pin (standard compression ratio) | 1 |
| | 33899/20 .. | Piston complete (.020" oversize) .. | 1 |
| | 33899/40 .. | (.040" ..) .. | 1 |
| | 33910 .. | 7 : 1 compression ratio .. | 1 |
| | 33910/20 .. | (.020" oversize) .. | 1 |
| | 33910/40 .. | (.040" ..) .. | 1 |
| 8 | 25857 .. | Piston ring (compression) taperfaced .. | 2 |
| | 25857/20 .. | (.020" oversize) .. | 2 |
| | 25857/40 .. | (.040" ..) .. | 2 |
| 9 | 26805 .. | (scraper) | 1 |
| | 26805/20 .. | (.020" oversize) .. | 1 |
| | 26805/40 .. | (.040" ..) .. | 1 |
| 10 | 20363 .. | Gudgeon pin circlip | 2 |
| 11 | 22594 .. | Gudgeon pin | 1 |
| | 22594/5 .. | (.005" oversize) .. | 1 |
| | 22594/10 .. | (.010" ..) .. | 1 |
| 12 | 33590 .. | Connecting rod and big end assembly .. | 1 |
| 13 | 33591 .. | with fixed bush .. | 1 |
| 14 | *16651 .. | large end fixed bush .. | 1 |
| 15 | 19885 .. | floating bush .. | 1 |
| | 36033.. .. | S/E bush for replacement conn. rods | 1 |
| 16 | 19884 .. | Crank pin | 1 |
| 17 | 16472 .. | nut | 2 |
| 18 | 16476 .. | keeper screw | 2 |
| 19 | 26605 .. | thrust washer | 2 |
| | 26839 .. | grub screw | 1 |
| 20 | 26904 .. | Driving shaft | 1 |
| 21 | 8671 .. | nut | 1 |
| | 141639A .. | lock ring | 1 |
| 22 | 11201 .. | key (flywheel) | 1 |

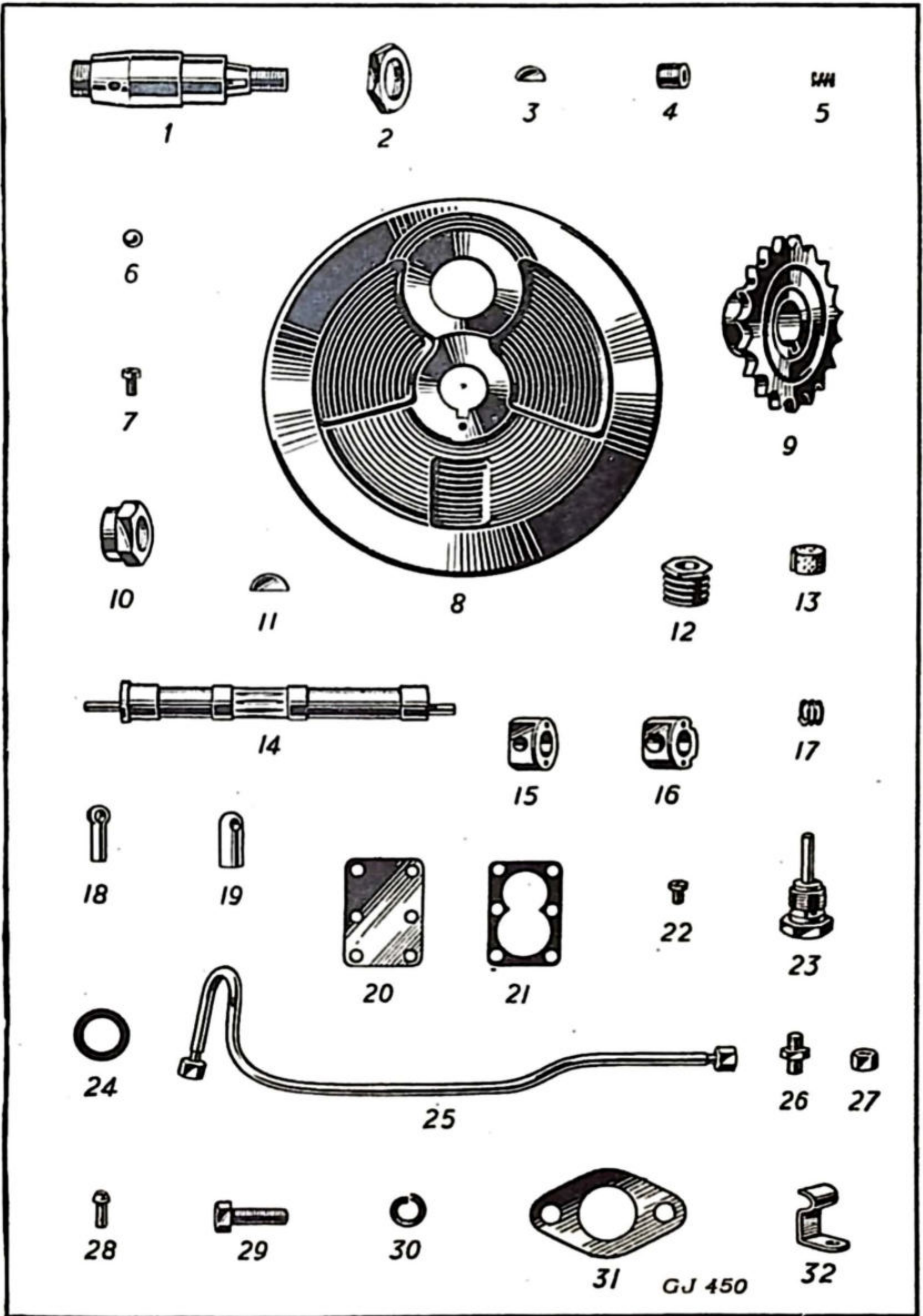
* This part not supplied separately.

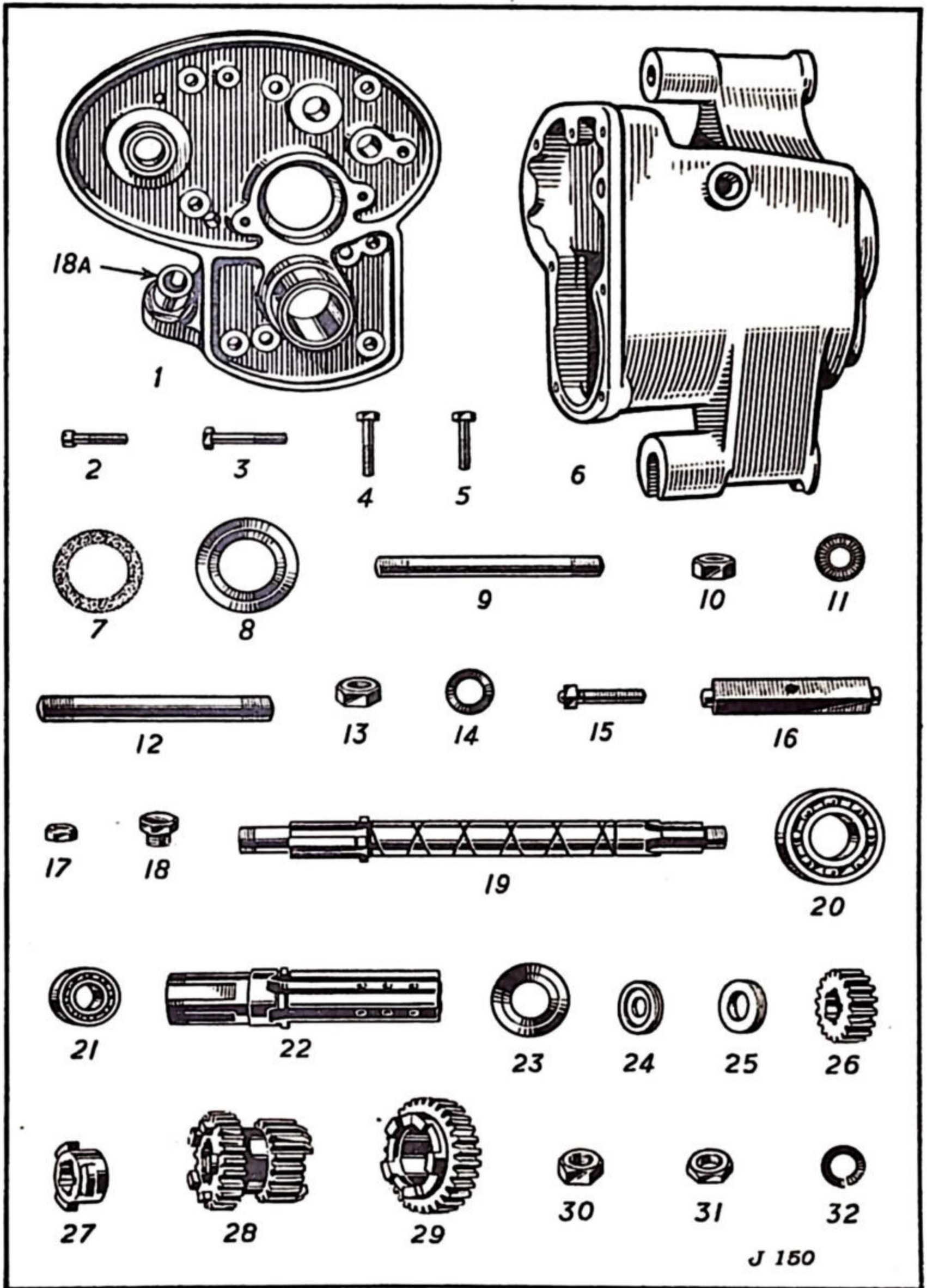


GJ 350

ROYAL ENFIELD ENGINE—Contd. (4)

| Illus. No. | No. of part. | Description. | No. per set. |
|---------------|-----------------|--|--------------------|
| 1 | 26702 | Timing shaft | 1 |
| 2 | 141545 | " " nut | 1 |
| | 26708 | " " " lock ring | 1 |
| 3 | 16576 | " " key (flywheel) | 1 |
| 4 | 26703 | " " oil release plug | 1 |
| 5 | 26704 | " " " " " spring | 1 |
| 6 | 32019 | " " " " " ball $\frac{5}{16}$ " dia. | 1 |
| 7 | C3112 | Keeper screw for shaft nut lock rings. . | 2 |
| 8 | 26698 | Flywheel (timing side) | 1 |
| | 26699 | " (driving side) | 1 |
| 9 | 14525 | Engine sprocket 18T | 1 |
| | 14370 | " " 21T | 1 |
| 10 | 11713 | " " nut | 1 |
| 11 | 33161 | " " key | 1 |
| 12 | 24284 | Oil pump worm | 1 |
| 13 | 16704 | " " " cork plug | 1 |
| 14 | 26328 | " " spindle | 1 |
| 15 | 13904 | " " disc (feed) | 1 |
| 16 | 27452 | " " " (return) | 1 |
| 17 | 7326 | " " " spring | 2 |
| 18 | 13908 | " " plunger (feed) | 1 |
| 19 | 14461 | " " " (return) | 1 |
| 20 | 14458 | " " cover | 2 |
| 21 | 14786 | " " " washer | 2 |
| 22 | 27196 | " " " screw | 12 |
| 23 | 24297 | Oil feed plug | 1 |
| 24 | 24177 | " " " washer | 1 |
| 25 | 33553 | Oil pipe to cylinder head, complete | 1 |
| 26 | 29065 | " " union | 2 |
| 27 | 29066 | " " nut | 2 |
| 28 | 29079 | " " nipple | 2 |
| 29 | 2545 | Carburettor fixing pin | 2 |
| 30 | 14611 | " " " washer | 2 |
| 31 | 33002 | " flange joint washer | 1 |
| 32 | 29455 | Clip for H.T. lead | 1 |

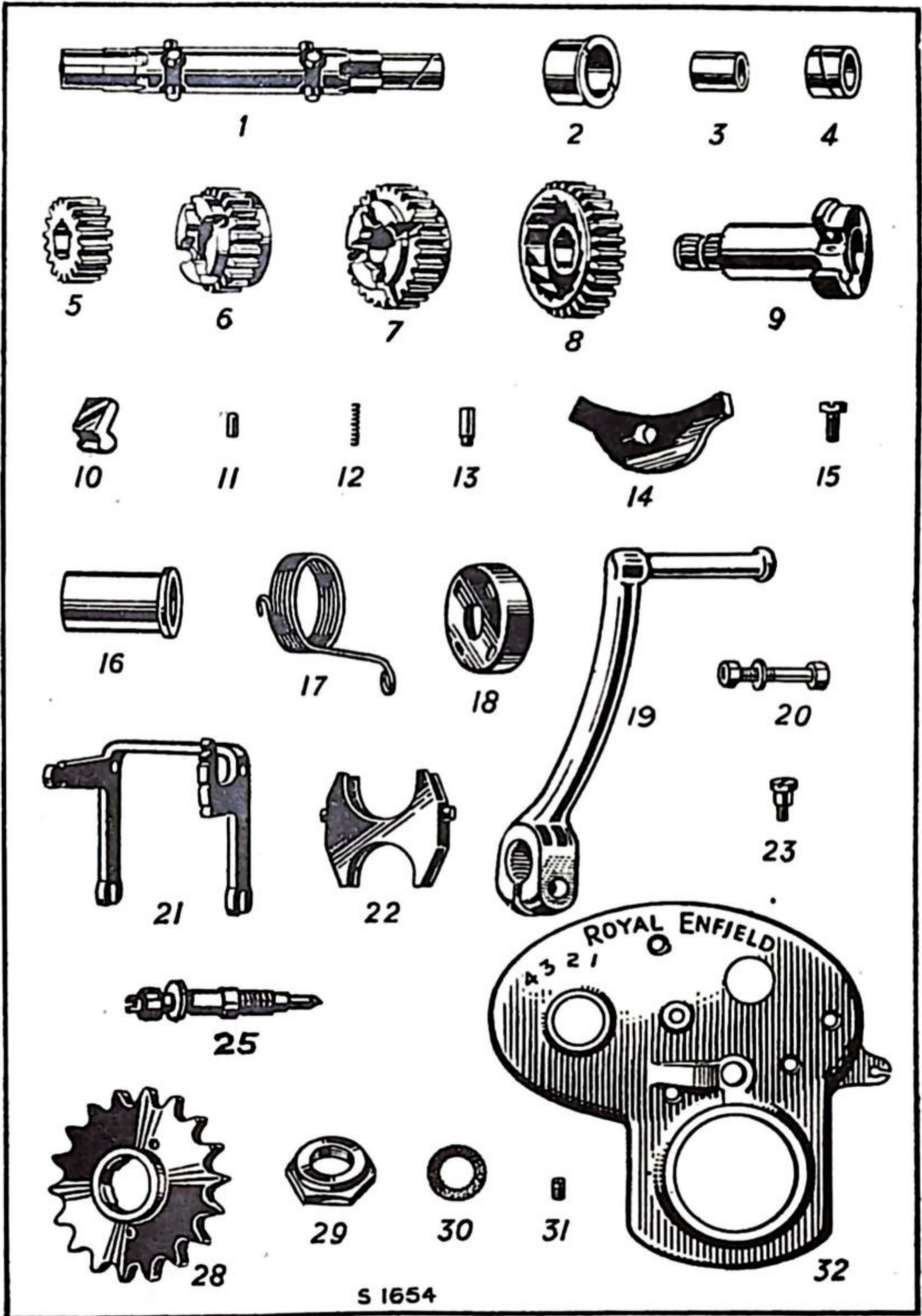




J 150

FOUR SPEED GEAR BOX—Contd. (1)

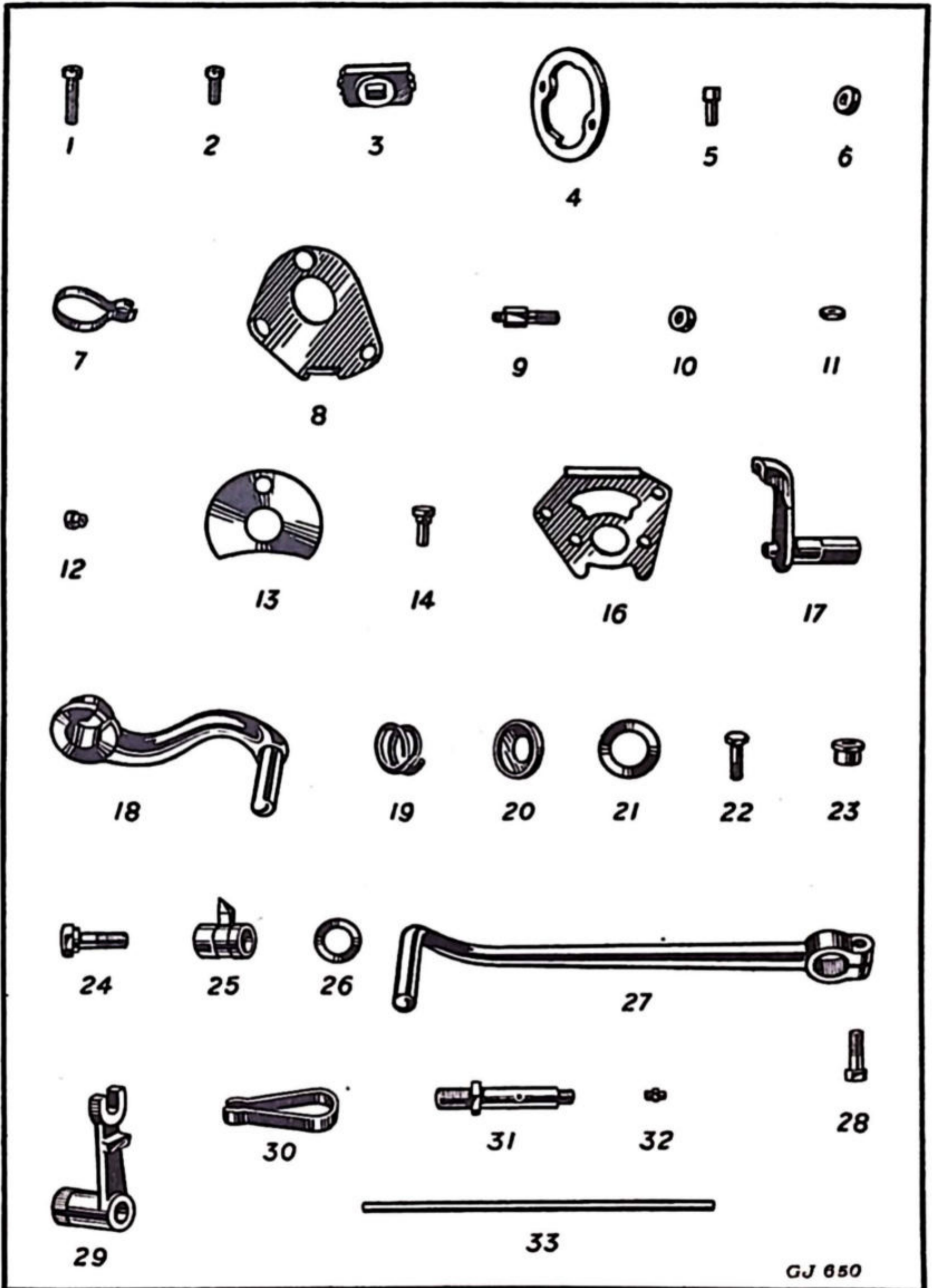
| Illus. No. | No. of part. | Description. | No. per set. |
|------------|--------------|--|--------------|
| 1 | H13 .. | Layshaft, gearbox | 1 |
| 2 | H14 .. | .. bush (case end) | 1 |
| 3 | H15 .. | (kickstart end) | 1 |
| 4 | H16 .. | .. splined bush | 1 |
| 5 | H17/18 .. | .. low gear pinion 18 T. | 1 |
| 6 | H18 .. | .. second gear pinion 23 T. | 1 |
| 7 | H19/27 .. | .. third gear pinion 27 T. | 1 |
| 8 | H20/30 .. | .. high gear and kickstart wheel 30 T. | 1 |
| 9 | 37354 .. | Footstarter sleeve—splined fitting | 1 |
| | H21A .. | distance washer | 1 |
| 10 | 37355 .. | .. pawl | 1 |
| 11 | H22A .. | plunger | 1 |
| 12 | H23 .. | spring | 1 |
| 13 | H24 .. | pivot | 1 |
| 14 | 37356 .. | stop plate | 1 |
| 15 | 37357 .. | bolt | 2 |
| 16 | H27 .. | .. shaft bush | 1 |
| 17 | H28 .. | .. return spring | 1 |
| 18 | H29 .. | cover | 1 |
| 19 | H42/42A/S .. | .. crank complete—splined fitting | 1 |
| 20 | H438 .. | bolt, nut and washer | 1 |
| | Q48/KS .. | rubber | 1 |
| 21 | H83 .. | Operator (inside) | 1 |
| 22 | H84 .. | .. fork | 1 |
| 23 | H86 .. | .. anchor pin | 2 |
| 25 | H61A .. | .. plunger box assy. | 1 |
| 28 | H49A .. | Final drive sprocket 18 T. | 1 |
| 29 | H120 .. | locknut | 1 |
| 30 | H121 .. | felt washer | 1 |
| 31 | H122 .. | screw | 1 |
| 32 | HFC/1A/35/NS | Foot control cover | 1 |



S 1654

FOUR-SPEED GEAR BOX—Contd. (2)

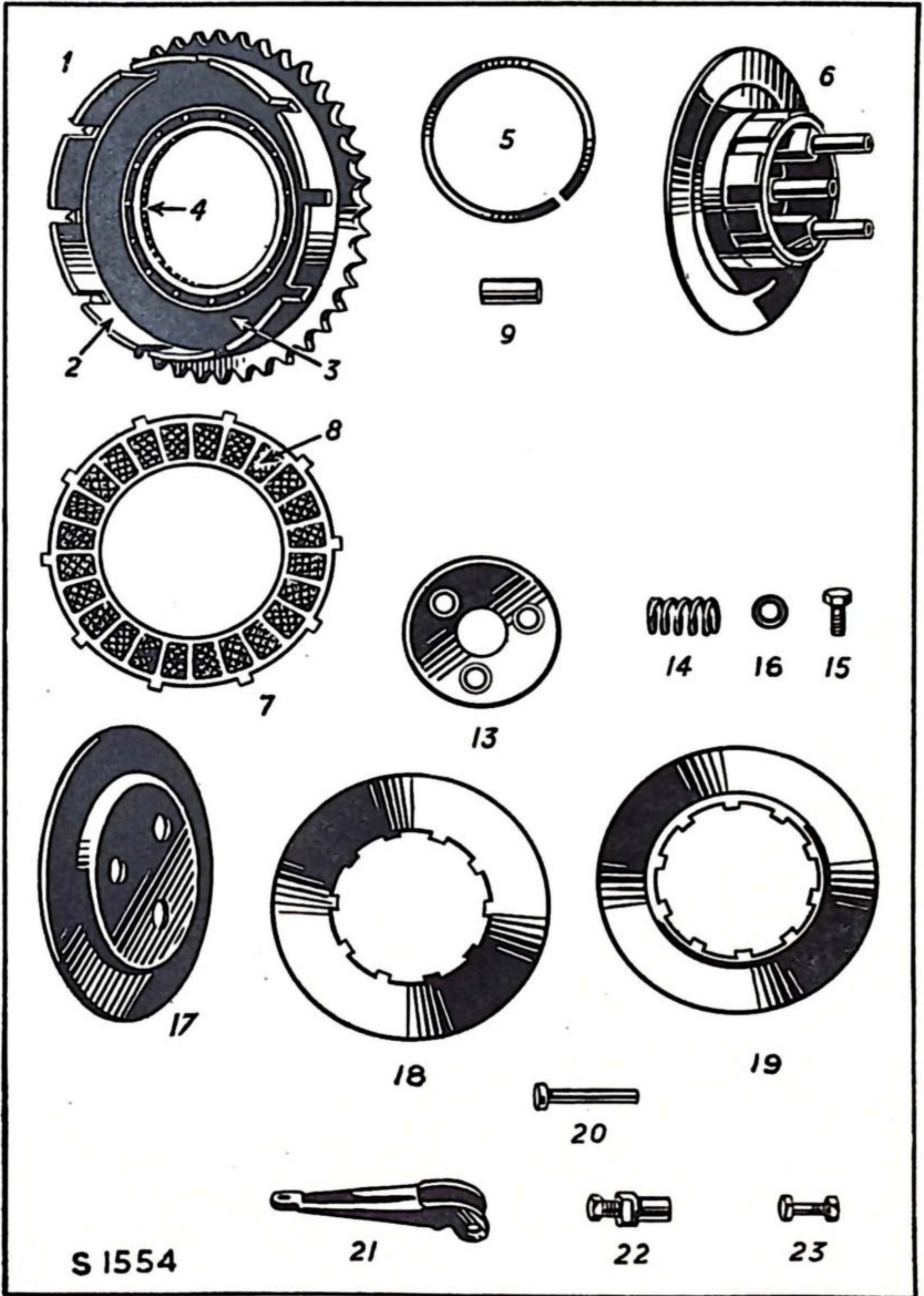
| Illus. No. | No. of part. | Description. | No. per set. |
|---------------|-----------------|---|--------------------|
| 1 | FC57/H .. | Foot control cover screw, $\frac{1}{4}$ " \times $1\frac{1}{16}$ " .. | 4 |
| 2 | FC57/H/S .. | " " " " $\frac{1}{4}$ " \times $\frac{9}{16}$ " .. | 1 |
| 3 | FC4 .. | " " ratchet (inner) | 1 |
| 4 | FC1/35 .. | " " " (outer) | 1 |
| 5 | FC44 .. | " " " operating pin .. | 1 |
| 6 | FC55/H .. | " " " " " bush .. | 1 |
| | FC51 .. | " " " spring .. | 1 |
| 8 | FC41 .. | Foot control adjuster plate | 1 |
| 9 | FC48 .. | " " " " pin .. | 2 |
| 10 | FC58 .. | " " " " bush .. | 2 |
| 11 | H118 .. | " " " " nut .. | 2 |
| 12 | FC45 .. | " " " " spring stop .. | 1 |
| 13 | FC/53 .. | " " plate | 1 |
| 14 | FC/46 .. | " " " spring stop .. | 1 |
| 16 | FC/42 .. | " " stop plate and spring retainer | 1 |
| 17 | FC/47/H .. | " " operator shaft with lever .. | 1 |
| 18 | NS1 .. | " " neutral lever | 1 |
| 19 | NS2 .. | " " " " spring .. | 1 |
| 20 | NS3 .. | " " " " cap .. | 1 |
| 21 | NS4 .. | " " " " washer .. | 1 |
| 22 | NS5 .. | " " " " stop pin .. | 1 |
| 23 | NS6 .. | " " " " eccentric bush .. | 1 |
| 24 | NS8 .. | " " " " securing pin .. | 1 |
| 25 | NS7 .. | " " gear indicator .. | 1 |
| 26 | NS9 .. | " " " " washer .. | 1 |
| 27 | FC/80/NS .. | " " lever | 1 |
| 28 | FC/80A .. | " " " pinch bolt | 1 |
| | G46/FC .. | " " " rubber | 1 |
| 29 | FC/48 .. | " " " (short, inside) | 1 |
| 30 | FC/52 .. | " " " return spring | 1 |
| 31 | FC/49 .. | " " " fulcrum pin | 1 |
| 32 | TC/PZ8 .. | " " " " " grease nipple .. | 1 |
| 33 | H66L .. | Clutch operating rod, $9\frac{7}{16}$ " long .. | 1 |



GJ 650

CLUTCH

| Illus. No. | No. of part. | Description. | No. per set. |
|---------------|---------------------|---|--------------------|
| | 32826 .. | Clutch assembly | 1 |
| 1 | 27535 .. | " sprocket 42T and drum assembly | 1 |
| 2 | H81 .. | " " drum | 1 |
| | G74A .. | " " " rivets | 15 |
| 3 | H82-FDA .. | " " ferodo disc | 2 |
| | C10 .. | " " " " rivet | 5 |
| 4 | G74 .. | " " ball cage | 2 |
| 5 | H72 .. | " retaining spring | 1 |
| | G66 .. | " sprocket ball retaining rivet .. | 15 |
| | G76 .. | " " balls | 54 |
| 6 | G68/128/S .. | " centre and back plate assembly | 1 |
| 7 | H89 .. | " plate with cork inserts | 3 |
| 8 | G67/2 .. | " " cork insert | 72 |
| 9 | G72 .. | " stud distance tube | 3 |
| 13 | G71 .. | " Clutch centre retaining ring | 1 |
| 14 | G78 .. | " spring | 3 |
| 15 | G80 .. | " " screw | 3 |
| 16 | 35889 .. | " " " washer | 3 |
| 17 | G77 .. | " front plate | 1 |
| 18 | G75 .. | " intermediate plate (flat) | 1 |
| 19 | G75A .. | " " " (dished) | 2 |
| 20 | H66B .. | " operating pad | 1 |
| 21 | E141 .. | " " lever | 1 |
| 22 | E142 .. | " " " adjusting screw and nut .. | 1 |
| 23 | E143 .. | " " " pin and nut | 1 |

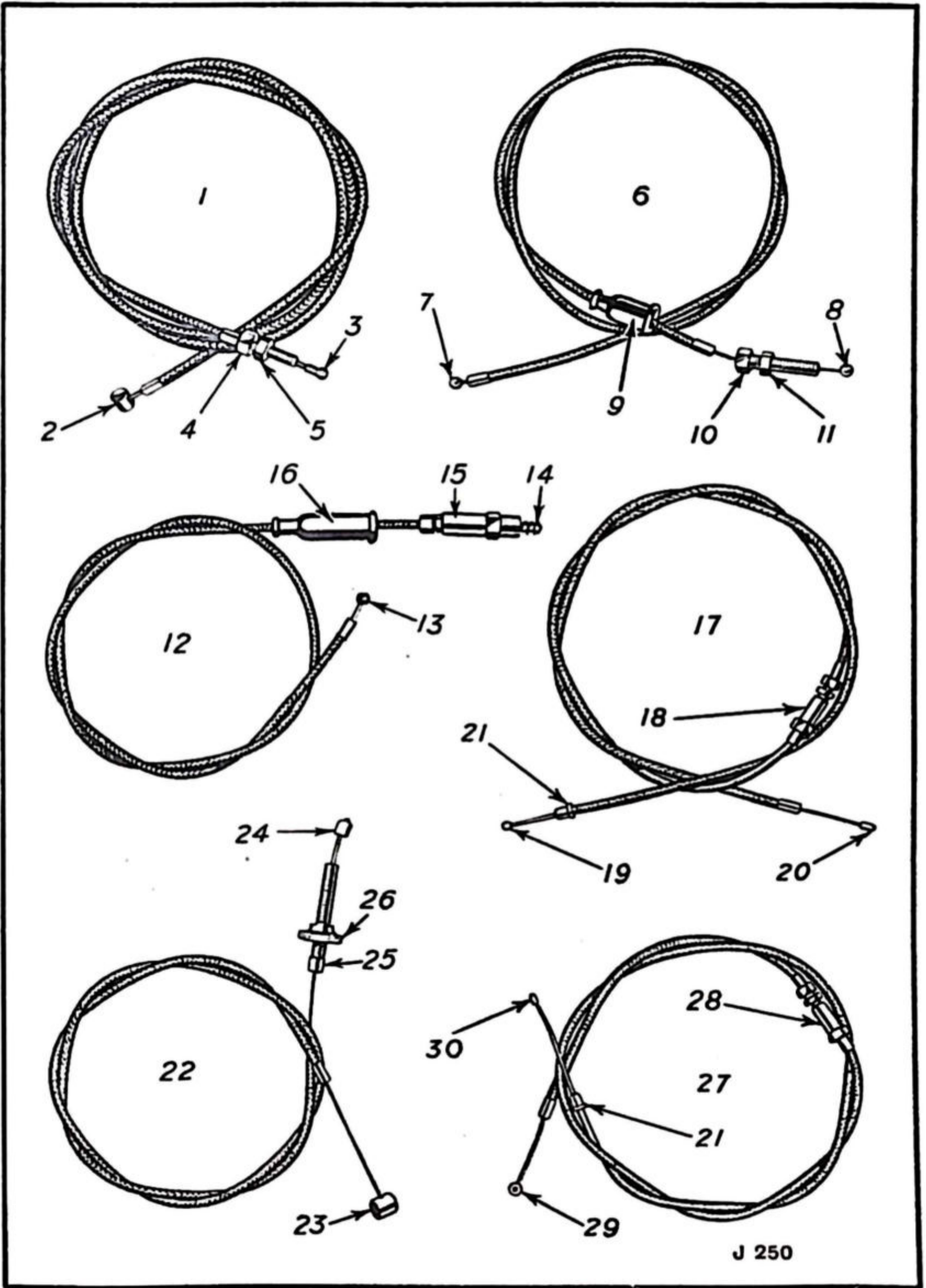


HANDLEBAR AND CONTROLS

| Illus. No. | No. of part. | Description. | No. per set. |
|------------|--------------|--------------------------------------|--------------|
| 1 | 34825 | Handlebar bend | 1 |
| | AM/18/544 .. | Clutch and magneto control complete | 1 |
| 2 | AM/18/528 .. | Clutch lever | 1 |
| 3 | AM/18/241 .. | " " bracket | 1 |
| 4 | AM/18/087 .. | Fulcrum pin | 1 |
| 5 | AM/18/058 .. | " " nut | 1 |
| 6 | AM/70/016 .. | " " lock washer | 1 |
| 7 | AM/18/136 .. | Clamp screw, shouldered | 1 |
| 8 | AM/18/135 .. | " " plain | 1 |
| 9 | AM/12/008 .. | Magneto control body | 1 |
| 10 | AM/12/017B | " lever | 1 |
| 11 | AM/12/029 .. | Control bolt | 1 |
| 12 | AM/12/031 .. | " cap. | 1 |
| 13 | AM/12/033 .. | Spring washer | 1 |
| | AM/18/548 .. | Front brake and air control complete | 1 |
| 14 | AM/18/535 .. | Front brake lever | 1 |
| 15 | AM/18/240 .. | " " " bracket | 1 |
| 4 | AM/18/087 .. | Fulcrum pin | 1 |
| 5 | AM/18/058 .. | " " nut | 1 |
| 6 | AM/70/016 .. | " " lock washer | 1 |
| 7 | AM/18/136 .. | Clamp screw, shouldered | 1 |
| 8 | AM/18/135 .. | " " plain | 1 |
| 17 | AM/12/016B | Air lever | 1 |
| 16 | AM/12/007 .. | " " body | 1 |
| 11 | AM/12/029 .. | Control bolt | 1 |
| 12 | AM/12/031 .. | " cap. | 1 |
| 13 | AM/12/033 .. | Spring washer | 1 |
| | AM/18/453 .. | Exhaust control complete | 1 |
| 18 | AM/18/162 .. | Exhaust lever | 1 |
| 19 | AM/18/161 .. | " lever bracket | 1 |
| 20 | AM/12/040 .. | " " " clamp | 1 |
| 21 | AM/11/014 .. | " " " " screw | 2 |
| 22 | AM/11/014 .. | Fulcrum pin | 1 |
| 23 | AM/18/060 .. | " " nut | 1 |
| 24 | AM/16/121CE | Twist grip control complete | 1 |
| 25 | AM/16/309 .. | Rotor | 1 |
| 26 | AM/16/071 .. | " rubber | 1 |
| 27 | AM/16/060 .. | Body, top half | 1 |
| 28 | AM/16/061 .. | " bottom half | 1 |
| 29 | AM/11/013 .. | " fixing screw | 2 |
| 30 | AM/16/008 .. | Friction spring | 1 |
| 31 | AM/16/009 .. | " " screw | 1 |
| 32 | AM/16/010 .. | " " " locknut | 1 |
| 33 | AM/16/011 .. | Cable stop | 1 |
| | AM/16/074 .. | Dummy grip, rubber | 1 |

HANDLEBAR CONTROL CABLES

| Illus. No. | No. of part. | Description. | No. per set. |
|---------------|-----------------|-------------------------------------|--------------------|
| 1 | 81427 .. | Clutch cable assembly | 1 |
| | AM/18/073 .. | .. ferrule | 2 |
| 2 | AM/18/088 .. | .. cable nipple, handlebar end .. | 1 |
| 3 | 27017 .. | gearbox end .. | 1 |
| 4 | 9288 .. | adjusting screw .. | 1 |
| 5 | 26998 .. | locknut | 1 |
| 6 | 81430 .. | Exhaust lifter cable assembly | 1 |
| | AM/700/1 .. | ferrule | 2 |
| 7 | AM/40/058 .. | nipple, handlebar end | 1 |
| 8 | 21800 .. | engine .. | 1 |
| 9 | 27197 .. | screw cover | 1 |
| 10 | 21872 .. | adjusting screw | 1 |
| 11 | 88131 .. | locknut | 1 |
| 12 | 81436 .. | Magneto cable assembly | 1 |
| | AM/700/1 .. | ferrule | 2 |
| 13 | AM/12/034 .. | nipple, handlebar end .. | 1 |
| 14 | LU/455788 .. | magneto .. | 1 |
| 15 | LU/468107 .. | Control parts, set | 1 |
| 16 | LU/M2841/4 | Cap, rubber | 1 |
| 17 | 88603 .. | Throttle cable assembly | 1 |
| 18 | 88613 .. | midway adjuster .. | 1 |
| | AM/700/1 .. | ferrule | 2 |
| 19 | AM/12/034 .. | nipple, handlebar end | 1 |
| 20 | AM/1482 .. | carburettor .. | 1 |
| 21 | AM/6/182 .. | stop, top hat shape .. | 1 |
| 22 | 82987 .. | Brake cable assembly | 1 |
| | AM/700/1 .. | ferrule | 2 |
| 23 | AM/18/088 .. | nipple, handlebar end .. | 1 |
| 24 | 81708 .. | brake .. | 1 |
| 25 | 14981 .. | adjusting screw .. | 1 |
| 26 | 14980 .. | locknut | 1 |
| 27 | 88608 .. | Air cable assembly | 1 |
| 28 | 88613 .. | midway adjuster .. | 1 |
| | AM/700/1 .. | ferrule | 2 |
| 29 | AM/12/034 .. | nipple, handlebar end .. | 1 |
| 30 | AM/1482 .. | carburettor .. | 1 |
| 21 | AM/6/182 .. | stop, top hat shape .. | 1 |
| | 85604 .. | Cable band, 2" long | 2 |
| | 85603 .. | 3½" | 1 |
| | 29610 .. | .. strap with buckle, 7" long .. | 2 |



J 250

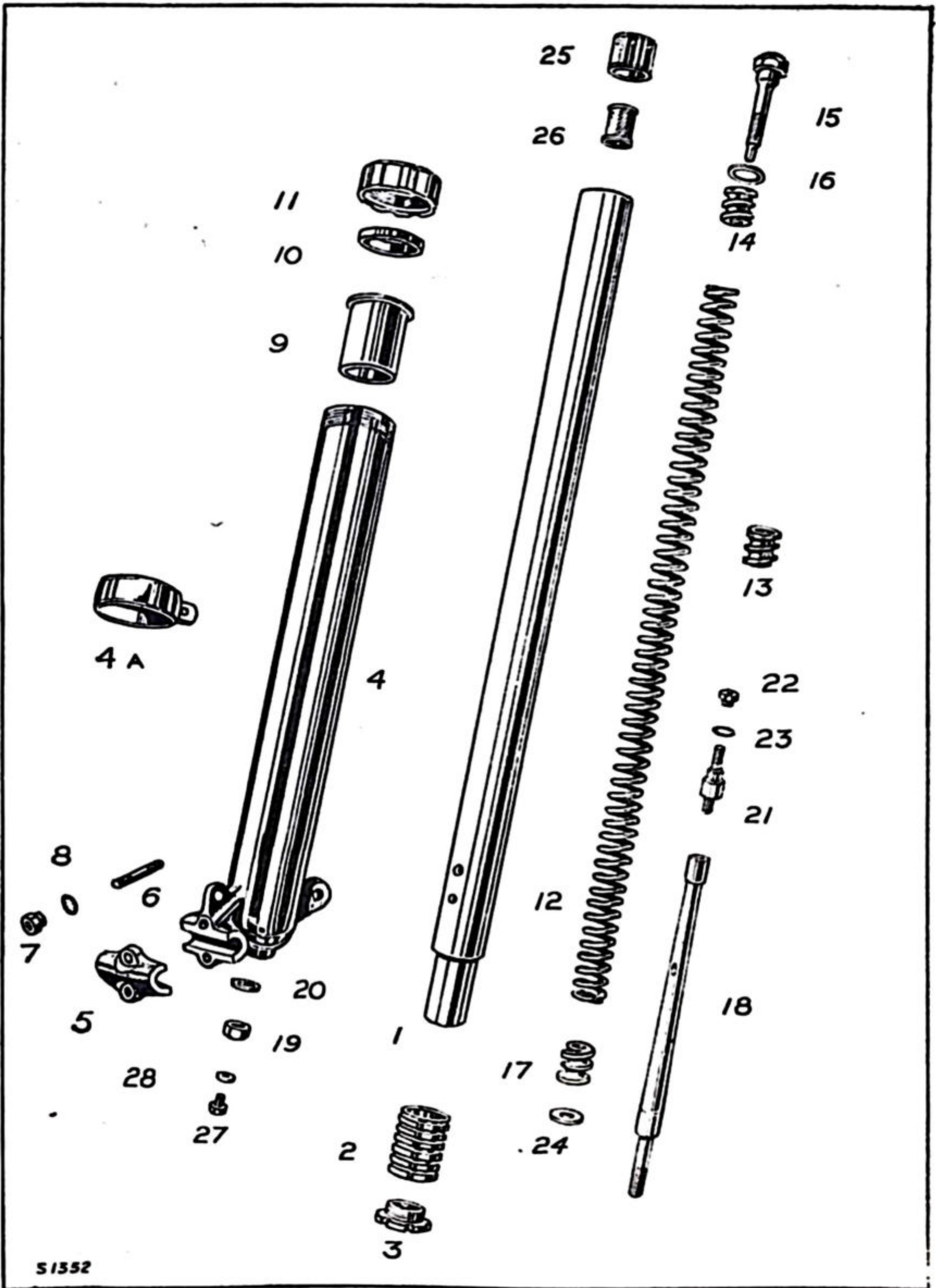
TELESCOPIC FRONT FORK

| Illus. No. | No. of part. | Description. | No. per set. |
|---------------|-----------------|---|--------------------|
| | 36441.. .. | Fork assy. c/w steering stem (Solo) .. | 1 |
| | 37274.. .. | " " " " " (S/car) .. | 1 |
| 1 | 36054.. .. | Steering stem c/w dust covers (Solo) .. | 1 |
| | 37243.. .. | " " " " " (S/car) .. | 1 |
| 2 | 36055.. .. | " " less dust covers (Solo) .. | 1 |
| | 37244.. .. | " " " " " (S/car) .. | 1 |
| 3 | 31319.. .. | Outer dust cover (below fork crown) .. | 2 |
| 4 | 36094.. .. | Steering stem locknut (Solo) .. | 1 |
| 5 | 36095.. .. | " " " washer .. | 1 |
| 6 | 31496.. .. | Fork crown clamp screw .. | 2 |
| 7 | 27918.. .. | " " " " washer .. | 2 |
| 8 | 35878.. .. | Head panel c/w ball race and studs (Solo) | 1 |
| | 36285.. .. | " " " " " " " (S/car) | 1 |
| 9 | 35694.. .. | " " pinch bolt .. | 1 |
| 10 | 35695.. .. | " " " sleeve .. | 1 |
| 11 | 32093.. .. | " " " nut .. | 1 |
| 12 | 35696.. .. | Panel main tube pinch bolt .. | 2 |
| 13 | 35697.. .. | " " " " sleeve .. | 2 |
| 14 | 32093.. .. | " " " " nut .. | 2 |
| 15 | 27248.. .. | Ball race (panel) .. | 1 |
| 16 | 27249.. .. | " " (crown) .. | 1 |
| 17 | 26454.. .. | " " (frame) .. | 2 |
| 18 | 32018.. .. | Ball, $\frac{1}{4}$ " dia. .. | 38 |
| 20 | 35698.. .. | Handlebar clip .. | 1 |
| 21 | 35699.. .. | " " screw .. | 2 |
| 22 | 8894.. .. | " " " washer .. | 2 |
| 23 | 36304.. .. | " " stud .. | 2 |
| 24 | 7216.. .. | " " " nut .. | 2 |
| 25 | 14691.. .. | " " " washer .. | 2 |
| 26 | 36045.. .. | Lamp bracket and tube, R.H. .. | 1 |
| | 36046.. .. | " " " " L.H. .. | 1 |
| 27 | 35111.. .. | " " tube locating collar .. | 2 |
| 28 | 36318.. .. | " " tube packing collar (rubber) | 2 |
| 29 | 35974.. .. | " " " washer (steel) .. | 2 |
| 30 | 32078.. .. | " " " collar (alum.) .. | 2 |
| | 31499.. .. | Rubber buffer (S/car) .. | 2 |
| | 36821.. .. | Fork stop on frame .. | 1 |
| | 251.. .. | " " pin .. | 1 |
| | 27916.. .. | " " " washer .. | 1 |

See page 28 for descriptions of damper illustrations.

TELESCOPIC FRONT FORK—Contd. (1)

| Illus. No. | No. of part. | Description. | No. per set. |
|--------------------------------------|-----------------|---|--------------------|
| 1 | 36096.. .. | Main tube (top, fixed) | 2 |
| 2 | 31321.. .. | " " bush | 2 |
| 3 | 31324.. .. | " " valve port | 2 |
| | 36442.. .. | Bottom tube with spindle lug, R.H. .. | 1 |
| 4 | 36443.. .. | " " " " " L.H. .. | 1 |
| 5 | 34378.. .. | " " lug cap | 2 |
| 6 | DE136 .. | " " " " stud, $\frac{5}{16}$ " \times $1\frac{1}{4}$ " \times 22 B.S.F. .. | 4 |
| 7 | DE110 .. | " " " " stud nut | 4 |
| 8 | 27917.. .. | " " " " stud washer | 4 |
| 9 | 36176.. .. | " " bush | 2 |
| 10 | 31956.. .. | " " oil seal | 2 |
| 11 | 31322.. .. | " " gland nut | 2 |
| 4A | 32718.. .. | Mudguard stay collar | 2 |
| 12 | 31326.. .. | Fork spring (Solo) | 2 |
| | 33515.. .. | " " (S/car) | 2 |
| 13 | 31329.. .. | " " guide (centre of spring) .. | 2 |
| 14 | 31327.. .. | " " scroll (steel, top) | 2 |
| 15 | 35684.. .. | " " " bolt | 2 |
| 16 | 27830.. .. | " " " " washer | 2 |
| 17 | 31328.. .. | " " scroll (bronze, bottom) .. | 2 |
| 18 | 31336.. .. | " " stud (10" long) | 2 |
| 19 | 402.. .. | " " " nut (bottom of stud) .. | 2 |
| 20 | 7914.. .. | " " " washer | 2 |
| 21 | 31489.. .. | " " " end (thro' bronze scroll) .. | 2 |
| 22 | DE110 .. | " " " " nut | 2 |
| 24 | 31323.. .. | " " oil return valve disc (below 31328) | 2 |
| 25 | 35688.. .. | " " air filter body | 2 |
| 26 | 31485.. .. | " " " " gauze | 2 |
| 27 | 10996.. .. | " " " level plug | 2 |
| 28 | 31497.. .. | " " " " washer | 2 |
| STEERING DAMPER | | | |
| <i>See illustrations on page 27.</i> | | | |
| 31 | 35478.. .. | Damper knob and rod | 1 |
| 32 | 36163.. .. | Steering Stem locknut (S/car) .. | 1 |
| 33 | 15248.. .. | Damper friction disc | 2 |
| 34 | 35499.. .. | " anchor plate | 1 |
| 35 | 35476.. .. | " pressure plate | 1 |
| 36 | 15252.. .. | " star spring | 1 |
| 37 | 35477.. .. | " centre | 1 |
| 38 | 30779.. .. | " rod split pin, $\frac{1}{8}$ " \times $\frac{3}{4}$ " .. | 1 |
| | 251.. .. | " anchor pin | 1 |
| | 7674.. .. | " " " washer | 1 |



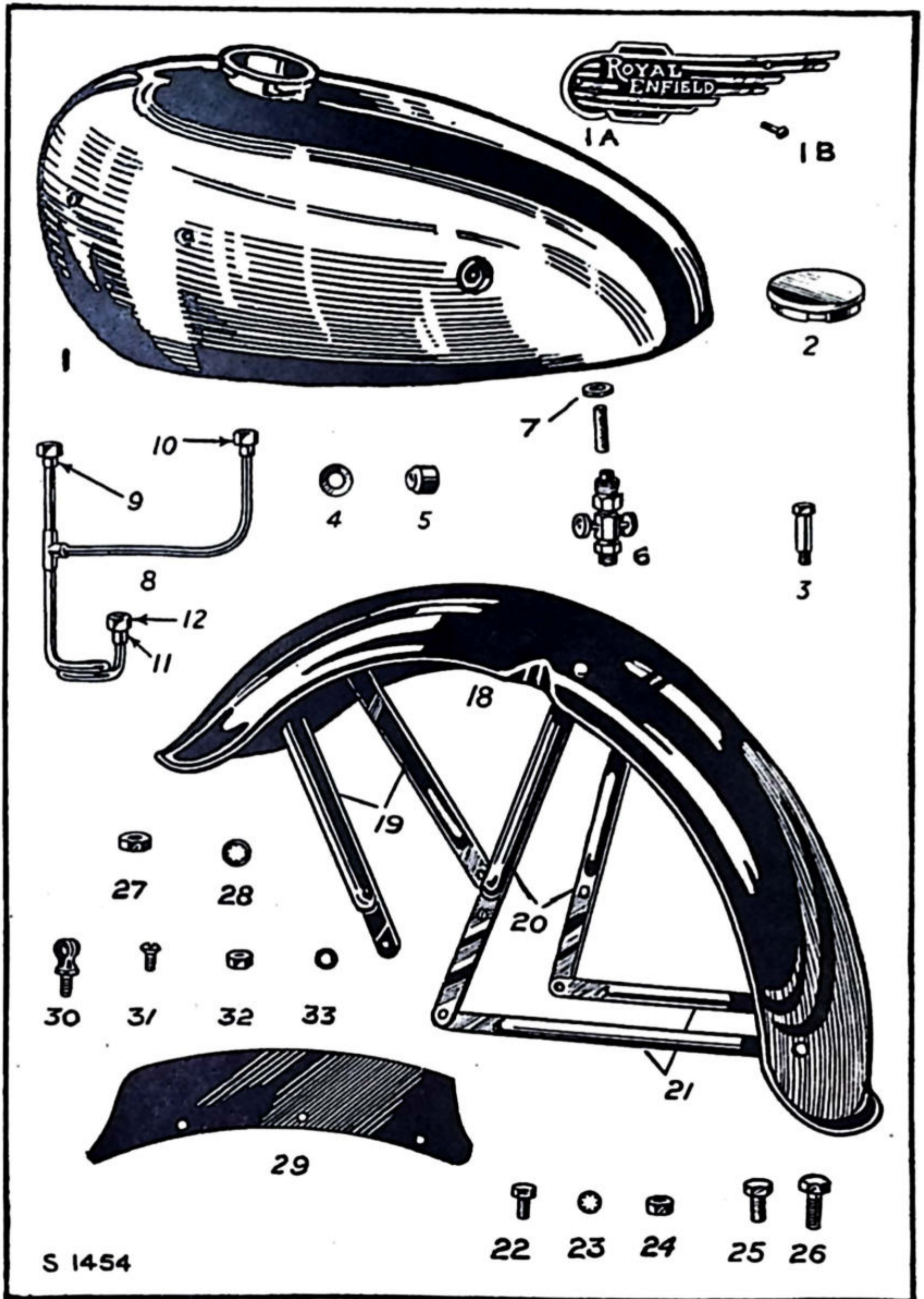
S1352

PETROL TANK

| Illus. No. | No. of part | Description. | No. per set. |
|------------|--------------|---|--------------|
| 1 | 38762 .. | Petrol tank, bare | 1 |
| | 37633 .. | " " motif R.H. | 1 |
| 1A | 37634 .. | " " " L.H. | 1 |
| 1B | 32020 .. | " " " screw | 4 |
| 2 | 15941 .. | " " filler cap | 1 |
| 3 | 23717 .. | " " attachment pin | 4 |
| 4 | 5025 .. | " " " " $\frac{7}{16}$ " washer | 4 |
| 5 | 28346 .. | " " rubber buffer | 8 |
| 6 | 5157 .. | Petrol tap | 2 |
| 7 | 5662 .. | " " fibre washer | 2 |
| 8 | 33965 .. | " pipe complete | 1 |
| 9 | 5663 .. | " " nipple (top) | 2 |
| 10 | 5657 .. | " " nut (top) | 2 |
| 11 | AM/14/026 .. | " " nipple (bottom) | 1 |
| 12 | AM/14/042 .. | " " nut (bottom) | 1 |
| | 38390 .. | Knee grip (R.H.) | 1 |
| | 38391 .. | " " (L.H.) | 1 |
| | 22851 .. | " " pin, $\frac{5}{16}$ " dia. | 2 |

FRONT MUDGUARD AND NUMBER PLATE

| Illus. No. | No. of part | Description. | No. per set. |
|------------|-------------|--|--------------|
| 18 | 35507.. .. | Mudguard | 1 |
| 19 | 35508.. .. | " stay (front) | 1 |
| 20 | 35509.. .. | " " (centre) | 1 |
| 21 | 35510.. .. | " " (rear) | 1 |
| 22 | 251.. .. | " to stay bolt, $\frac{1}{4}$ " \times $\frac{1}{2}$ " \times 26 | 6 |
| 23 | 27916.. .. | " " " washer | 6 |
| 24 | 26998.. .. | " " " nut | 6 |
| 25 | 22655.. .. | " stay bolt | 4 |
| 26 | 22718.. .. | " " (collar) bolt, $\frac{5}{16}$ " \times $\frac{1}{2}$ " \times 26 | 2 |
| 27 | 19870.. .. | " " " nut | 6 |
| 28 | 27917.. .. | " " " washer | 6 |
| 29 | 36485.. .. | Number plate | 1 |
| 30 | 14904.. .. | " " " clip | 3 |
| 31 | 5171.. .. | " " screw | 3 |
| 32 | 26999.. .. | " " " nut | 3 |
| 33 | 29058.. .. | " " " washer | 3 |

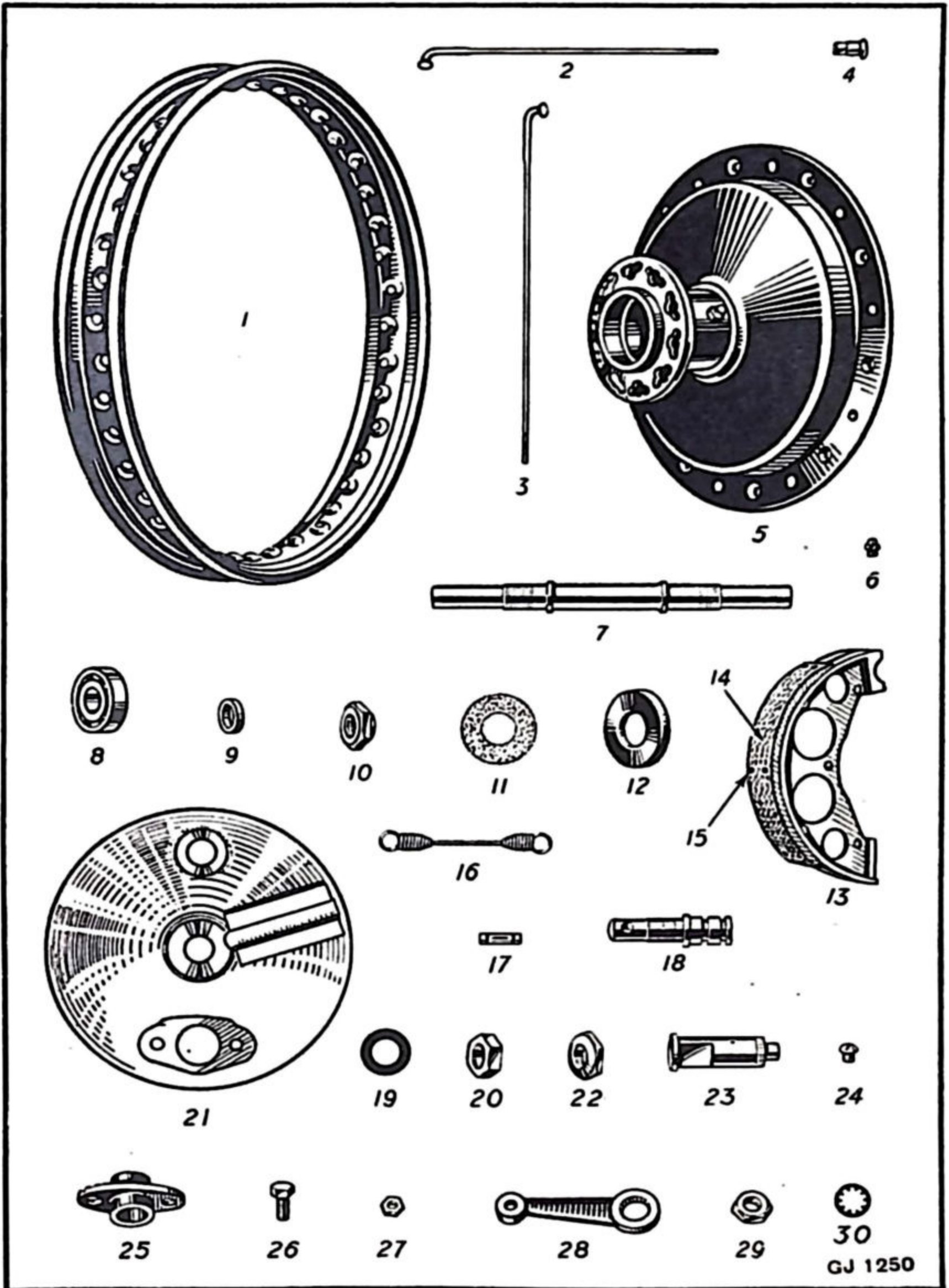


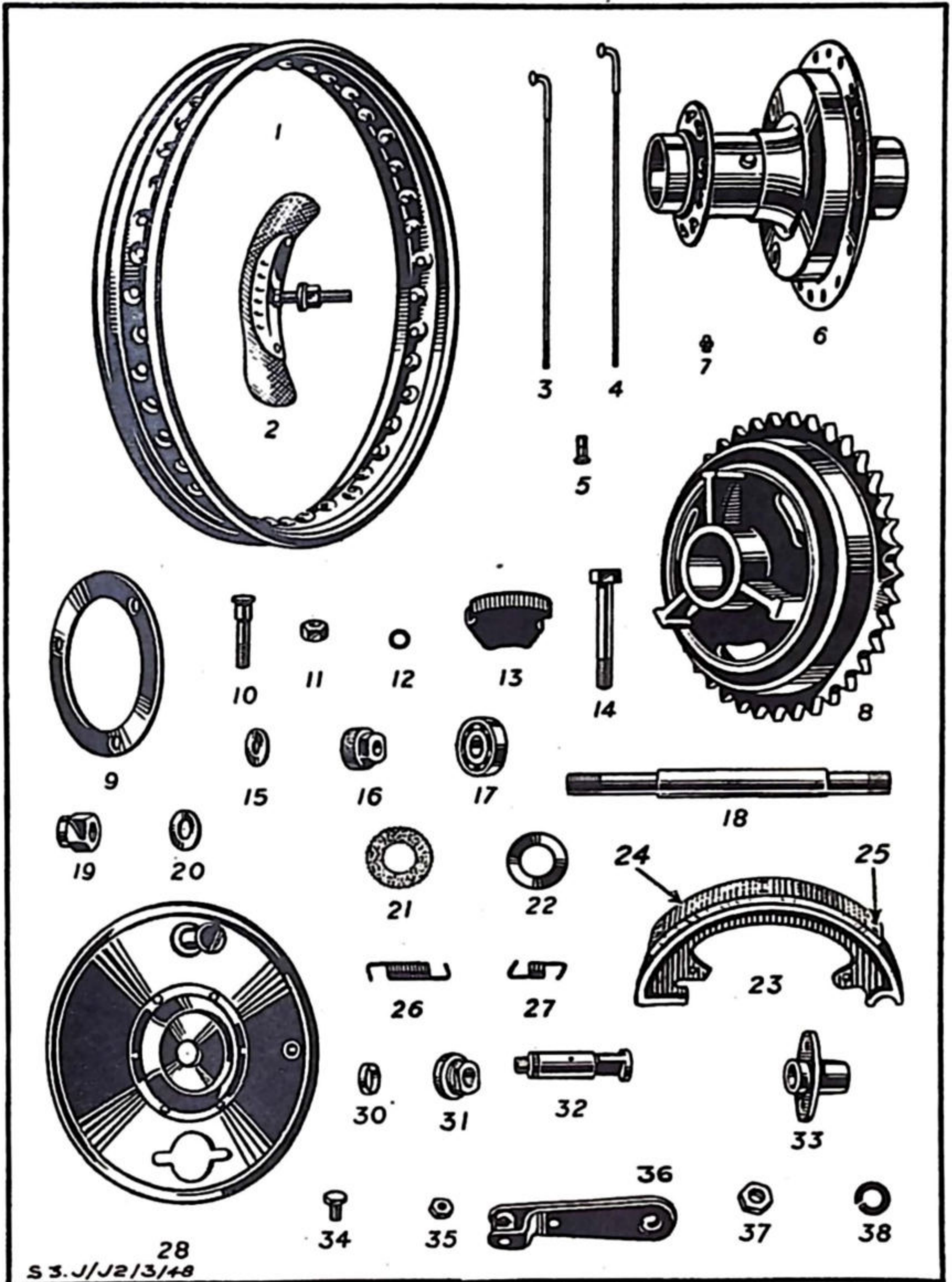
S 1454

FRONT WHEEL AND BRAKE

| Illus. No. | No. of part. | Description. | No. per set. |
|------------|--------------|--|--------------|
| | 82831 .. | Wheel with hub brake, less tyre .. | 1 |
| 1 | 29483C .. | .. rim WM2-19 | 1 |
| 2 | 29205 .. | * .. spoke, 6 $\frac{5}{8}$ " long \times 10G butted 8G | 20 |
| 3 | 29159 .. | * .. " 8 $\frac{1}{2}$ " " " " " " | 20 |
| 4 | 29206 .. | * .. " nipple tapped, .140" dia. \times 40 t.p.i. | 40 |
| 5 | 81844 .. | Hub and brake drum with lubricator | 1 |
| 6 | TC/PZ6 .. | .. grease nipple | 1 |
| 7 | 81845 .. | .. spindle | 1 |
| 8 | SKF/RLS5 .. | .. Journal bearing, $\frac{5}{8}$ " \times 1 $\frac{9}{16}$ " \times $\frac{7}{16}$ " .. | 2 |
| 9 | 80538 .. | .. " " " distance washer | 1 |
| 10 | 81352 .. | .. " " " retaining nut .. | 1 |
| 11 | 21486 .. | .. felt washer | 2 |
| 12 | 21930 .. | .. dust excluder | 1 |
| 13 | 38042 .. | Brake shoe with lining and spring posts | 2 |
| 14 | 37786BX .. | .. " lining (1pair, c/w rivets) | 2 |
| 16 | 29236 .. | .. " return spring | 4 |
| 17 | 29237 .. | .. " " " " post .. | 4 |
| 18 | 31348 .. | .. " pin | 1 |
| 19 | 17551 .. | .. " " washer | 1 |
| 20 | 28715 .. | .. " " locknut, $\frac{5}{8}$ " \times 26 .. | 1 |
| 21 | 34906 .. | .. cover plate | 1 |
| 22 | 81347 .. | .. " " nut | 1 |
| 23 | 27067 .. | .. operating cam | 1 |
| 24 | 14472 .. | .. " " plug screw | 1 |
| 25 | 26886 .. | .. " " bush | 1 |
| 26 | 27285 .. | .. " " pin, $\frac{1}{4}$ " \times $\frac{1}{8}$ " \times 26 | 2 |
| 27 | 7916 .. | .. " " " " nut .. | 2 |
| | 14610 .. | .. " " " " spg. washer | 2 |
| 28 | 81709 .. | .. lever | 1 |
| 29 | 10814 .. | .. " " nut, $\frac{7}{16}$ " dia. .. | 1 |
| 30 | 14618 .. | .. " " spring washer | 1 |

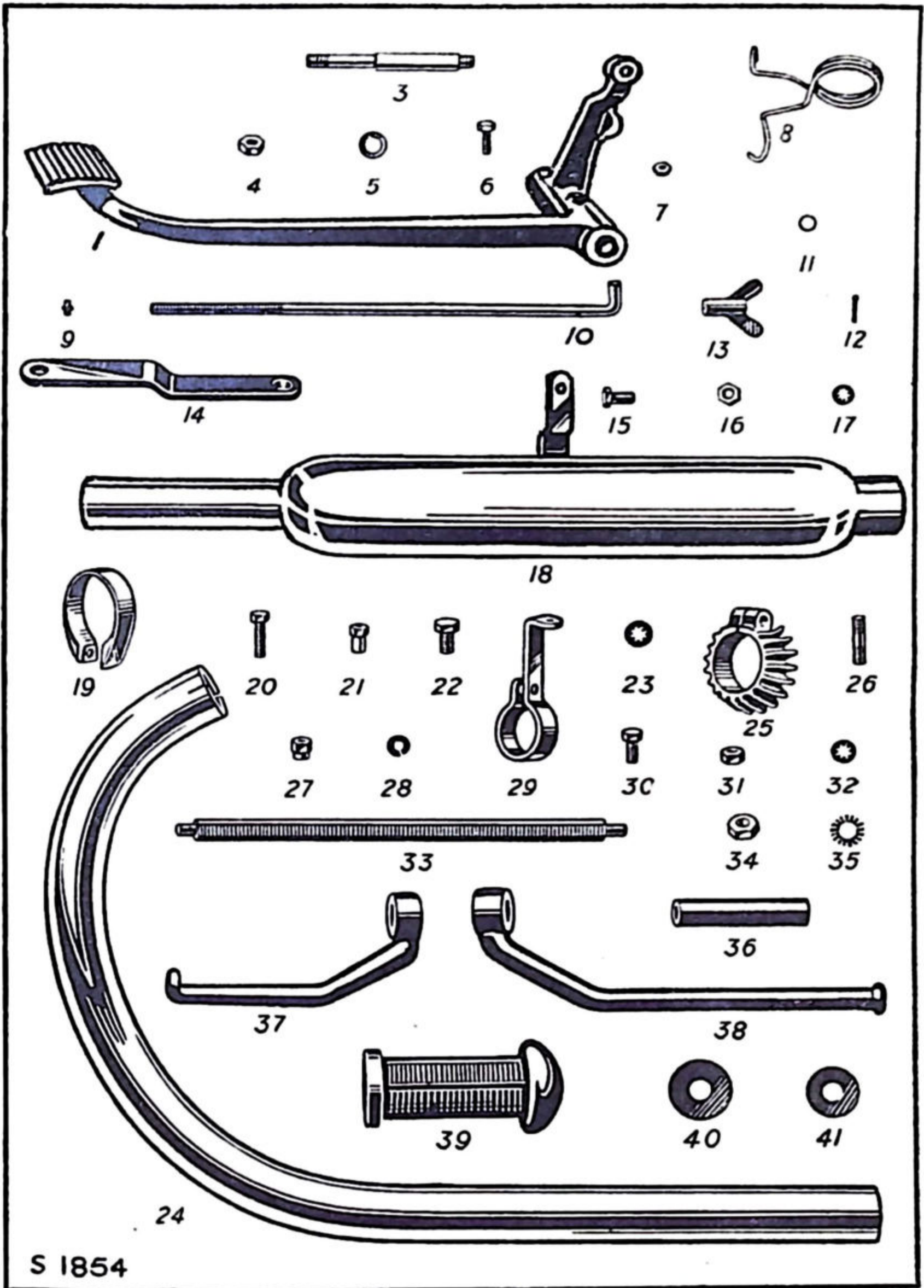
* Spokes and nipples screwed 40 T.P.I.





REAR BRAKE CONTROL, SILENCER AND FOOTRESTS.

| Illus. No. | No. of part. | Description. | No. per set |
|------------|--------------|---|-------------|
| 1 | 38205 | Brake foot pedal | 1 |
| 3 | 25973 | fulcrum stud .. | 1 |
| 4 | 26995 | " " " " nut, $\frac{3}{8}$ " | 2 |
| 5 | 15641 | " " " " washer | 1 |
| | 27918 | " " " " shakeproof washer | 1 |
| 6 | 32516 | " " " stop pin, $\frac{1}{4}$ " \times $1\frac{1}{16}$ " \times 26 | 1 |
| 7 | 27000 | " " " " locknut .. | 1 |
| 8 | 26348 | " " " return spring .. | 1 |
| 9 | TC/PZ6 | " " " grease nipple .. | 1 |
| 10 | 28449 | Brake operating rod | 1 |
| 11 | 14691 | " " " $\frac{5}{16}$ " washer .. | 1 |
| 12 | 30779 | " " " split pin, $\frac{1}{16}$ " \times $\frac{3}{4}$ " | 1 |
| 13 | 17691 | " " " adjusting nut .. | 1 |
| 14 | 28219 | " anchor link | 1 |
| 15 | 34273 | " " " pin (frame), $\frac{7}{16}$ " \times $1\frac{5}{16}$ " \times 26 | 1 |
| 16 | 10314 | " " " " nut | 1 |
| 17 | 27919 | " " " " Shakep'f washer | 1 |
| 18 | 37326 | Silencer, downswept, R.H. | 1 |
| | 37327 | " " " L.H. | 1 |
| 19 | 12882 | " clip | 2 |
| 20 | 4860 | " " pin, $\frac{1}{4}$ " \times $1\frac{1}{16}$ " \times 26 .. | 2 |
| 21 | 12881 | " " " nut | 2 |
| 22 | 17441 | " attachment pin, $\frac{7}{16}$ " \times $1\frac{1}{16}$ " \times 26 | 2 |
| 23 | 27919 | " " " Shakep'f washer | 2 |
| | 10314 | " " " nut | 1 |
| 24 | 34271 | Exhaust pipe, downswept, R.H. .. | 1 |
| | 34272 | " " " L.H. | 1 |
| 25 | 26281 | " " clip (head) | 2 |
| 26 | 22550 | " " " stud, $\frac{5}{16}$ " \times $1\frac{3}{8}$ " \times 26 | 2 |
| 27 | 7216 | " " " " nut | 2 |
| 28 | 27917 | " " " " Shakep'f washer | 2 |
| 29 | 33929 | " " " (engine plate) R.H. | 1 |
| | 34704 | " " " (to footrest) L.H. .. | 1 |
| 30 | 7201 | " " " pin $\frac{1}{4}$ " \times $\frac{5}{8}$ " | 2 |
| 31 | 26998 | " " " " nut | 2 |
| 32 | 27916 | " " " " Shakeproof washer.. | 2 |
| 33 | 32448 | Footrest support bar | 1 |
| 34 | 10315 | " " " nut, $\frac{3}{8}$ " \times 26 .. | 2 |
| 35 | 6740 | " " " washer | 2 |
| 36 | 22723 | " distance tube $3\frac{9}{16}$ " long.. .. | 1 |
| | 15750 | " " tube, $3\frac{1}{2}$ " long | 1 |
| 37 | 25839 | " arm (L.H.) | 1 |
| 38 | 32881 | " " (R.H.) | 1 |
| 39 | 25838 | " " rubber | 2 |
| 40 | 22697 | " distance washer (outer $\frac{19}{32}$ " hole) | 1 |
| 41 | 34717 | " " washer (inner $\frac{21}{32}$ " hole) | 1 |
| | 6740 | " washer | 2 |

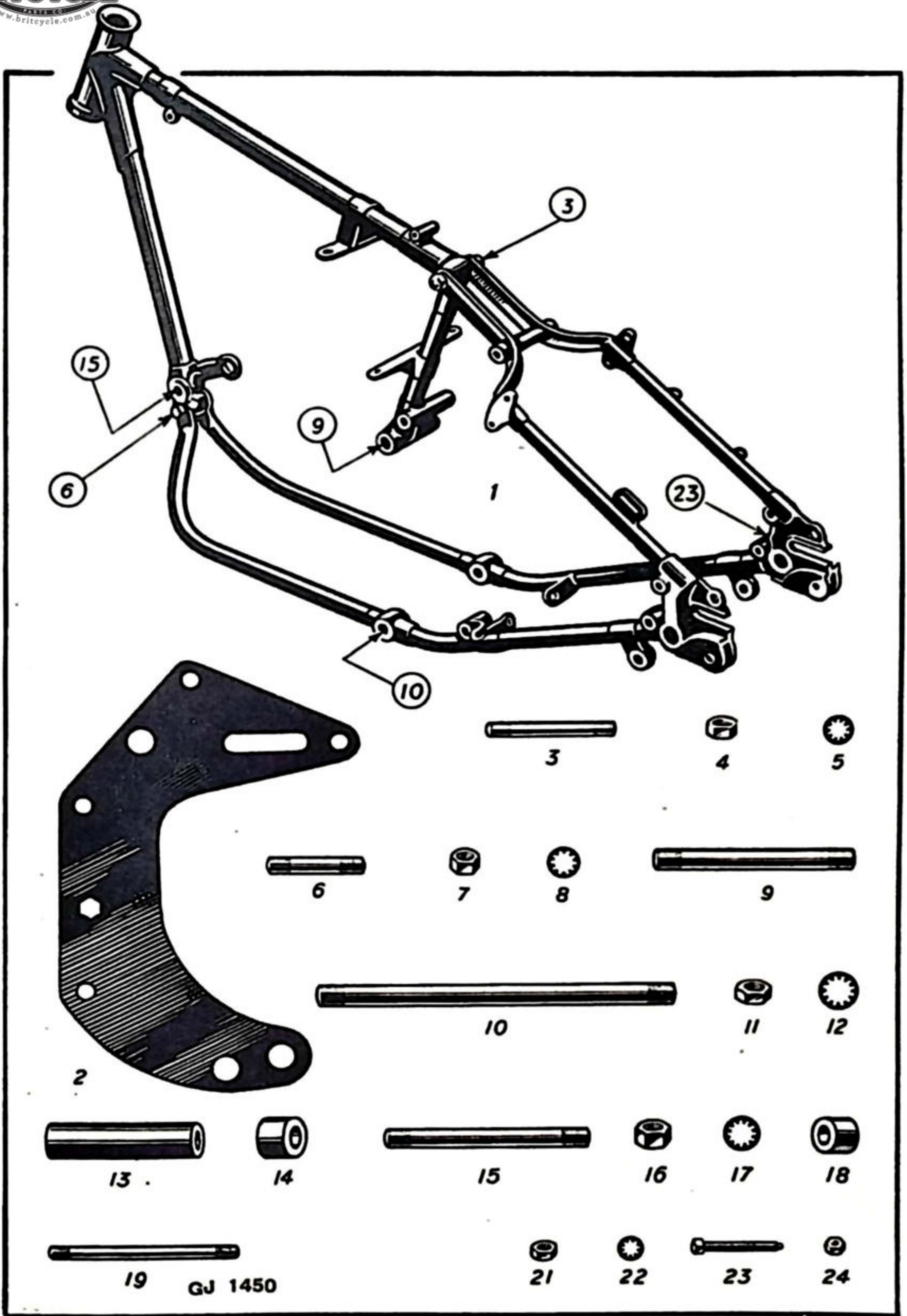


S 1854

FRAME WITH STUDS AND BOLTS

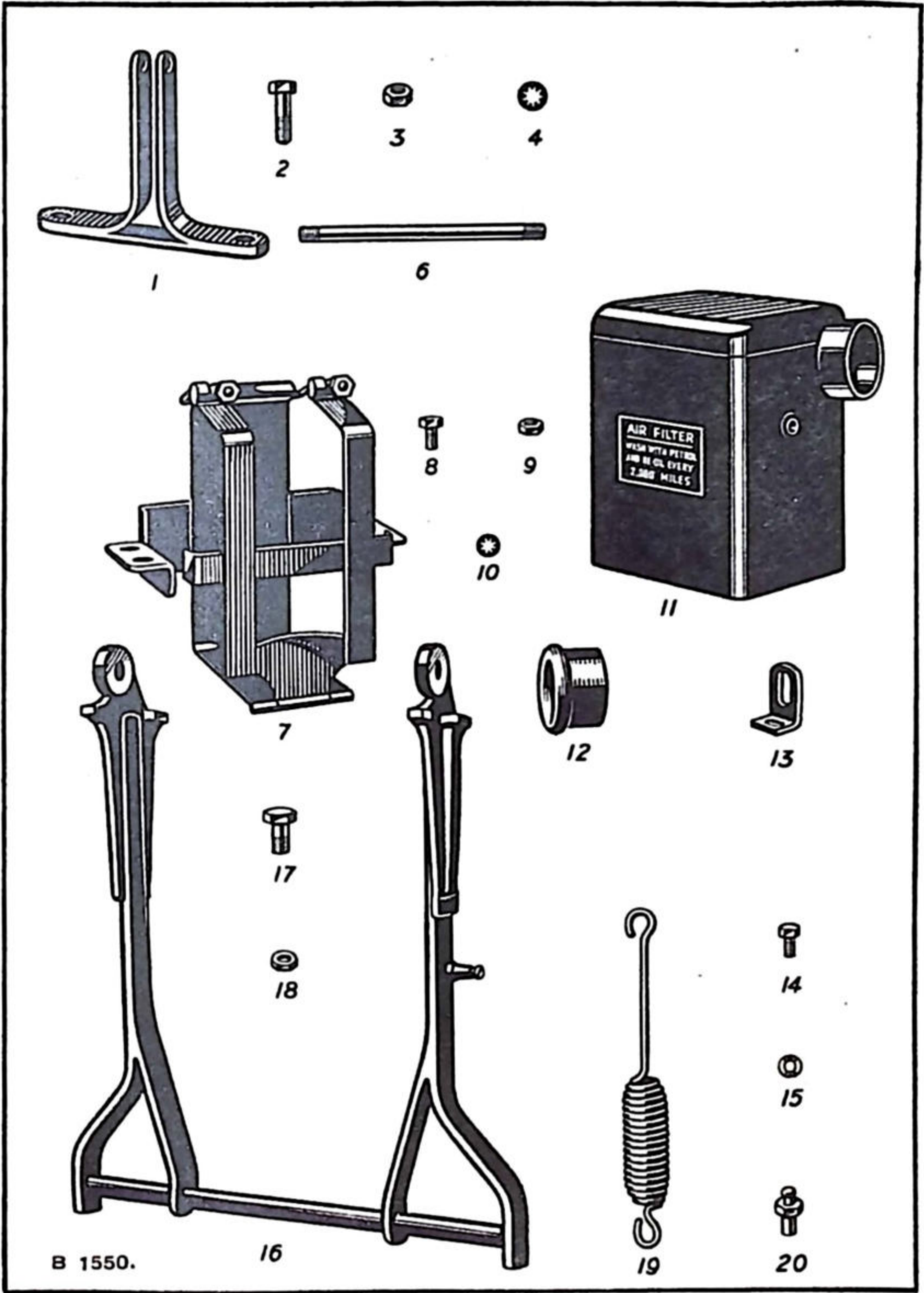
| Illus. No. | No. of part. | Description. | No. per set. |
|------------|--------------|---|--------------|
| 1 | 88191 .. | Frame assy. (less loose fittings) comprising frame front 33192, frame rear R.H. 33193, and L.H. 33194, connecting bolts, nuts and head races (pressed in) | 1 |
| | 88192 .. | Frame, front portion only | 1 |
| | 88193 .. | " rear portion R.H. | 1 |
| | 88194 .. | " " " L.H. | 1 |
| 2 | 22636 .. | Rear engine plate R.H. | 1 |
| | 22690 .. | " " " L.H. | 1 |
| 3 | 9429 .. | Frame backstay stud, $\frac{7}{16}$ " \times $3\frac{5}{16}$ " \times 26 | 1 |
| 4 | 1898 .. | " " " nut | 2 |
| 5 | 27919 .. | " " " washer.. .. | 2 |
| 6 | 22686 .. | Frame stud for cradle tubes and engine lug, $\frac{1}{2}$ " \times $2\frac{1}{2}$ " | 1 |
| 7 | 402 .. | " " nut | 2 |
| 8 | 27920 .. | " " Shakeproof washer .. | 2 |
| 9 | 83166 .. | " " for rear engine plate (top), $\frac{5}{8}$ " \times $4\frac{5}{8}$ " \times 26 | 1 |
| 10 | 84071 .. | " " " " plate (bottom), $\frac{5}{8}$ " \times $9\frac{7}{16}$ " \times 26 | 1 |
| 11 | 8350 .. | " " nut | 4 |
| 12 | 29060 .. | " " washer | 4 |
| 13 | 25368 .. | " " distance tube $3\frac{1}{2}$ " long (middle) | 1 |
| 14 | 25187 .. | " " " piece $\frac{5}{8}$ " " (R.H.) | 1 |
| 18 | 25188 .. | " " " piece $1\frac{9}{16}$ " long (L.H.) | 1 |
| 15 | 29458 .. | Engine lug stud, front, $\frac{9}{16}$ " \times $5\frac{5}{8}$ " .. | 1 |
| 16 | 20198 .. | " " " nut | 2 |
| 17 | 29059 .. | " " " washer | 2 |
| 19 | 8804 .. | " stud for rear plate, $\frac{3}{8}$ " \times $4\frac{1}{2}$ " \times 26 | 3 |
| 21 | 26995 .. | " " nut | 6 |
| 22 | 27918 .. | " " Shakeproof washer .. | 6 |
| 23 | 7819 .. | Chain adjuster screw | 2 |
| 24 | 26998 .. | " " " locknut $\frac{1}{4}$ " dia... .. | 2 |

The arrowed numbers on the frame illustration opposite signify the illustration number of the bolt or stud fitted at the point indicated.



TANK BRACKET, BATTERY CARRIER, AIR FILTER AND REAR STAND

| Illus. No. | No. of part. | Description. | No. per set. |
|---------------|-----------------|---|--------------------|
| 1 | 27894A | Petrol tank front bracket | 1 |
| 2 | 10745 | " " " " bolt, $\frac{3}{8}$ " \times $1\frac{3}{16}$ " \times 26 | 1 |
| 3 | 26995 | " " " " " nut .. | 1 |
| 4 | 27918 | " " " " bolt, shakeproof washer | 1 |
| | 35993 | Bracket for battery air filter and voltage regulator | 1 |
| 6 | 11186 | " stud $\frac{3}{8}$ " \times $5\frac{1}{8}$ " \times 26 | 1 |
| 3 | 26995 | " " nut | 2 |
| 4 | 14612 | " " spring washer | 2 |
| 7 | 27840 | Battery carrier complete | 1 |
| 8 | 14445 | " " fixing pin $\frac{5}{16}$ " \times $\frac{1}{2}$ " \times 26 | 2 |
| | 25059 | " " " " $\frac{5}{16}$ " \times $1\frac{9}{32}$ " \times 26 | 1 |
| | 27036 | " " packing collar .. | 1 |
| 9 | 27001 | " " " " nut .. | 4 |
| 10 | 27917 | " " " " Shakeproof washer | 4 |
| 11 | 34296 | Air filter | 1 |
| | 34298 | " " connection ring (rubber) | 1 |
| 13 | 28952 | " " attachment clip | 2 |
| 8 | 22655 | " " " " pin $\frac{5}{16}$ " \times $\frac{31}{32}$ " \times 26 | 2 |
| 9 | 27001 | " " " " nut .. | 2 |
| 10 | 27917 | " " " " Shakeproof washer | 2 |
| 14 | 12659 | " " clip pin $\frac{5}{16}$ " \times $\frac{1}{2}$ " \times 26 .. | 2 |
| 15 | 7915 | " " " " washer | 2 |
| 16 | 33156 | Rear stand | 1 |
| 17 | 24043 | " " pivot pin | 2 |
| 18 | 26995 | " " " " nut | 2 |
| 19 | 28816 | " " spring | 1 |
| 20 | 23097 | " " " " post | 2 |



B 1550.

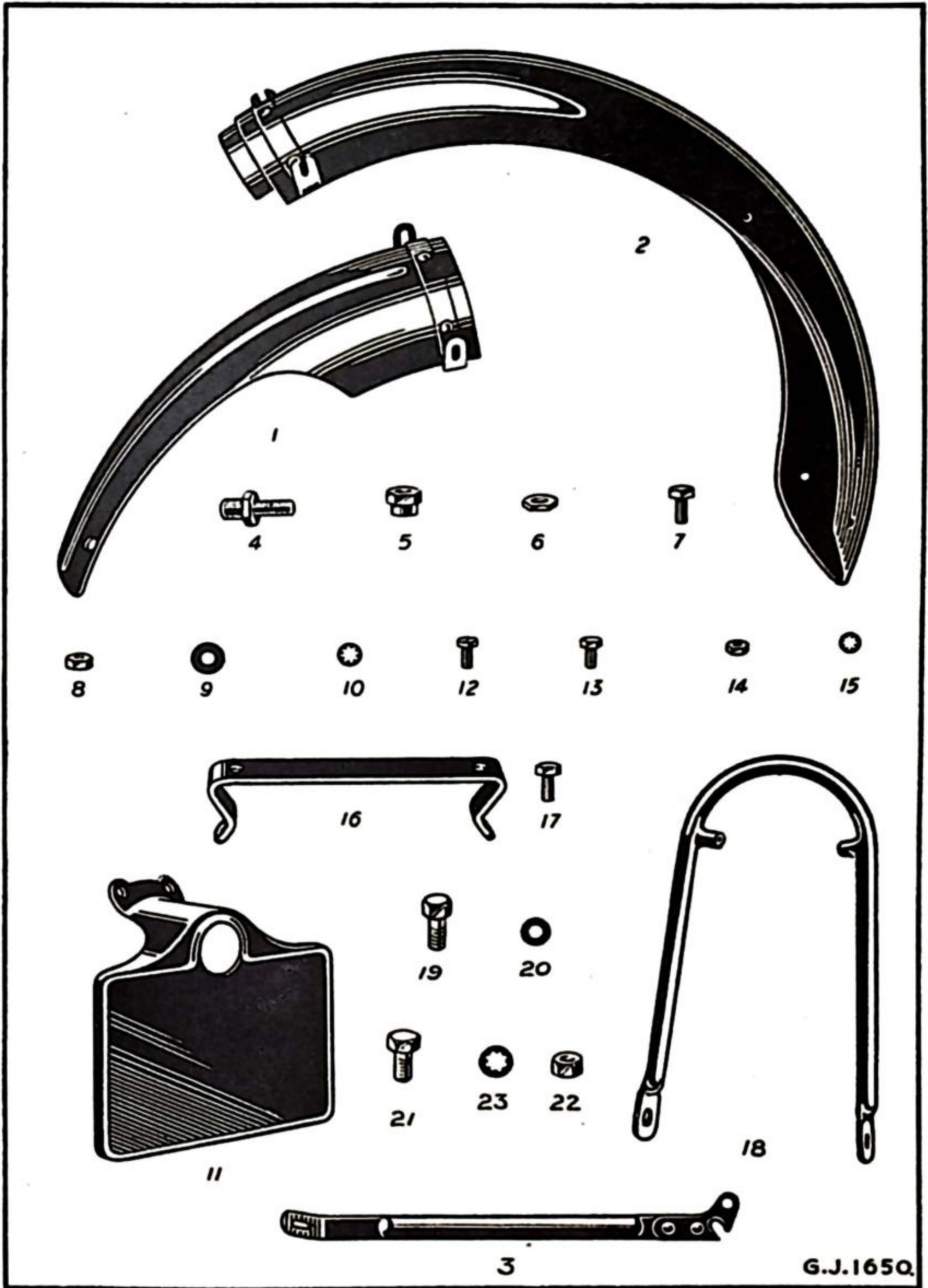
16

19

20

REAR MUDGUARD AND NUMBER PLATE


| Illus. No. | No. of part. | Description. | No. per set. |
|------------|---------------|---|--------------|
| | 35729 | Mudguard complete | 1 |
| 1 | 27291A | " (fixed half) with strap .. | 1 |
| 2 | 35730 | " (detachable half) with strap | 1 |
| 3 | 35725 | Bottom stay, R.H. | 1 |
| | 35726 | " " L.H. | 1 |
| 4 | 23143 | " " stud (fork end) | 2 |
| 5 | 6148 | " " " nut | 2 |
| 6 | 7345 | " " " locknut | 2 |
| 7 | 251 | Mudguard fixing bolt, $\frac{1}{4}$ " \times $\frac{1}{2}$ " \times 26 .. | 4 |
| 8 | 26998 | " " " nut | 4 |
| 10 | 27916 | " " " sh'proof washer | 4 |
| 11 | 34901 | Number plate | 1 |
| 12 | 4281 | " " bolt $\frac{1}{4}$ " \times $\frac{3}{8}$ " \times 26 | 2 |
| 8 | 26998 | " " " nut | 2 |
| 10 | 27916 | " " " washer | 2 |
| 13 | 10218 | " " bolt $\frac{1}{4}$ " \times $\frac{9}{16}$ " \times 26 | 1 |
| 8 | 26998 | " " " nut | 1 |
| 10 | 27916 | " " " washer | 1 |
| 9 | 18229 | " " " distance washer | 1 |
| 16 | 16183 | " " support strap | 1 |
| 17 | 10218 | " " " " bolt, $\frac{1}{4}$ " \times $\frac{9}{16}$ " \times 26 | 2 |
| 8 | 26998 | " " " " " nut .. | 2 |
| 10 | 27916 | " " " " " washer | 2 |
| 18 | 35719 | Handlestay | 1 |
| 19 | 12659 | " pin (top) $\frac{5}{16}$ " \times $\frac{1}{2}$ " \times 26 .. | 2 |
| 20 | 23659 | " " washer | 2 |
| 21 | 14446 | " (bolt) (bottom) $\frac{5}{16}$ " \times $\frac{9}{16}$ " \times 26 | 2 |
| 22 | 27001 | " " nut | 2 |
| 23 | 27917 | " " washer | 2 |



G.J.165Q.

PROP STAND, PILLION FOOTRESTS, CHAIN COVERS AND CHAINS

| Illus. No. | No of part. | Description. | No. per set. |
|---------------|----------------|--|--------------------|
| 1 | 28437 | Prop stand | 1 |
| 15 | 32468 | " " bracket and eye bolt .. | 1 |
| 3 | 15312 | " " " " $\frac{7}{16}$ " nut | 1 |
| 4 | 27919 | " " " " Shakeproof washer | 1 |
| 5 | 15253 | " " pivot pin, $\frac{5}{16}$ " \times $1\frac{5}{16}$ " \times 26 .. | 1 |
| 6 | 3257 | " " " " locknut | 1 |
| | 27917 | " " " " washer | 1 |
| 7 | 36337 | " " spring clip | 1 |
| 8 | 251 | " " " " pin, $\frac{1}{4}$ " \times $\frac{1}{2}$ " \times 26 .. | 1 |
| 9 | 26998 | " " " " nut | 1 |
| 10 | 27916 | " " " " Shakeproof washer | 1 |
| 11 | 28261 | Pillion footrest | 2 |
| 12 | 33566 | " " pivot bolt, $\frac{5}{16}$ " \times $1\frac{1}{2}$ " \times 26.. | 2 |
| 13 | 3257 | " " " " nut | 2 |
| | 8634 | " " " " washer | 2 |
| | 30600 | " " " " spring washer.. | 2 |
| 2 | 34907 | " " eye bolt (R.H.) | 1 |
| | 28416 | " " " " (L.H.).. .. | 1 |
| 3 | 15312 | " " " " $\frac{7}{16}$ " nut | 2 |
| 4 | 27919 | " " " " Shakep'f washer | 2 |
| 14 | 33159 | " " bracket (R.H.) | 1 |
| | 16320 | " " " " pin, $\frac{3}{8}$ " \times $\frac{5}{8}$ " \times 28 .. | 1 |
| | 27918 | " " " " washer | 1 |
| | 29028J | Front chain case assembly | 1 |
| 16 | 22705 | " " " (inner portion) | 1 |
| 17 | 28902 | " " " (outer ") | 1 |
| 18 | 28002 | " " " drain plug | 1 |
| 19 | 28003 | " " " " washer | 1 |
| 20 | 29720 | " " " main joint washer (cork) | 1 |
| 21 | 22707 | " " " spigot washer | 1 |
| 22 | 27080 | " " " inspection cover | 1 |
| 23 | 22708 | " " " " washer | 1 |
| 24 | 22992 | " " " felt washer | 1 |
| 25 | 12659 | " " " attachment pin, $\frac{5}{16}$ " \times $\frac{1}{2}$ " \times 26 | 1 |
| 26 | 22937 | " " " " " steel washer | 1 |
| 27 | 22938 | " " " " " leather | 1 |
| 29 | 27236 | " " " " " locking plate | 1 |
| 30 | 32090 | Rear chainguard | 1 |
| 31 | 28880 | " " bracket | 1 |
| 32 | 12659 | " " attachment pin, $\frac{5}{16}$ " \times $\frac{1}{2}$ " \times 26 | 2 |
| | 16284 | " " " " " $\frac{5}{16}$ " \times $\frac{13}{16}$ " \times 26 | 1 |
| | 18709 | " " distance collar | 1 |
| | 7915 | " " washer | 2 |
| 33 | 27917 | " " Shakeproof washer | 3 |
| 34 | RN/110046/75 | Front chain, $\frac{1}{2}$ " P \times .305" W \times 75 pitches (Solo) | 1 |
| | RN/110046/74 | " " $\frac{1}{2}$ " P \times .305" W \times 74 pitches (S/c.) | 1 |
| 35 | RN/110056/89 | Rear " $\frac{1}{8}$ " P \times $\frac{3}{8}$ " W \times 89 pitches .. | 1 |


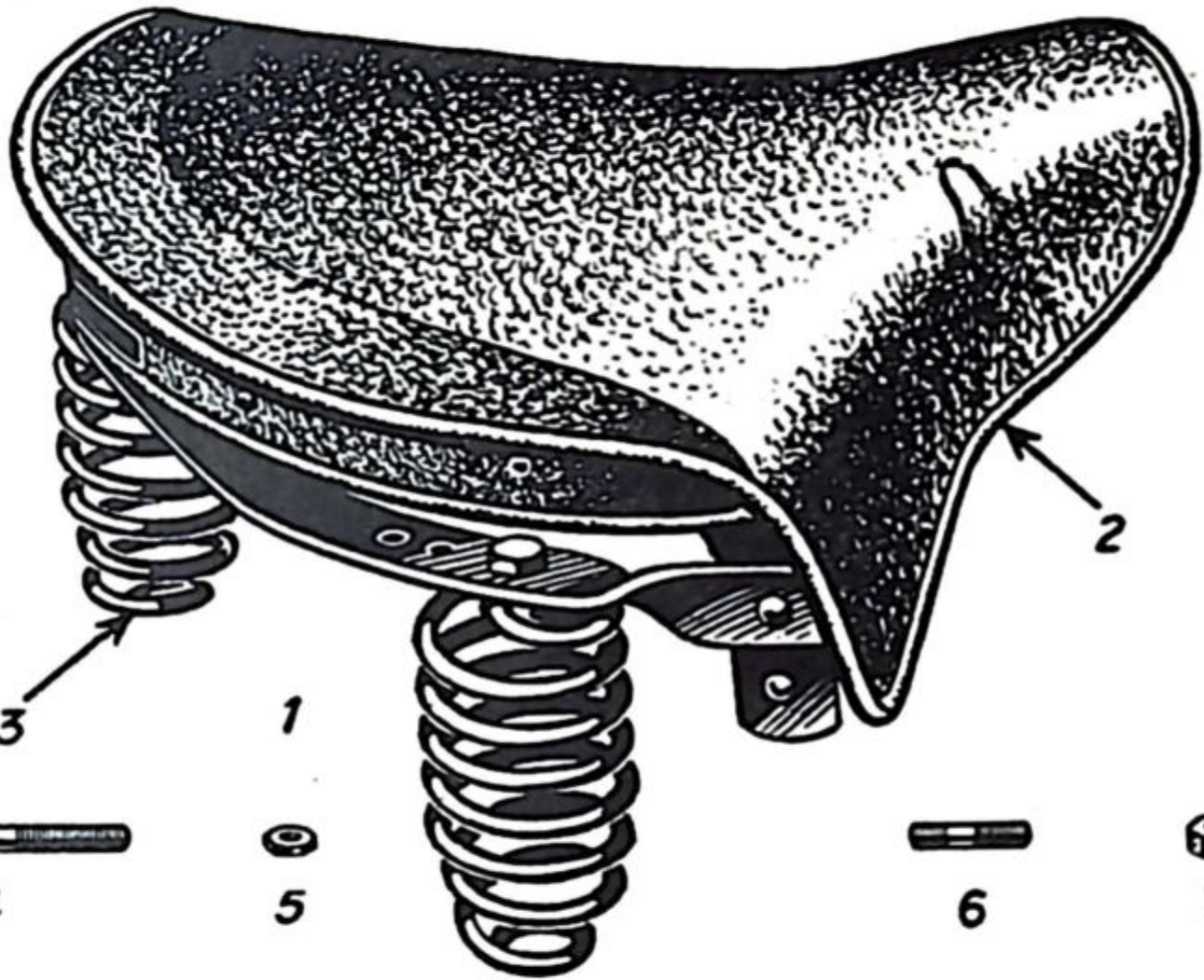


SADDLE AND TRIANGULAR TOOLBOXES

| Illus. No. | No. of part. | Description. | No. per set. |
|------------|--------------|---|--------------|
| 1 | ST198B .. | Saddle | 1 |
| 2 | ST193/1B .. | " waterproof top | 1 |
| 3 | ST192 .. | " rear compression spring .. | 2 |
| 4 | 37874 .. | " pivot pin | 1 |
| 5 | 7340 .. | " " " nut | 1 |
| 6 | 24882 .. | " spring attachment stud, $\frac{5}{16}'' \times 1\frac{3}{32}'' \times 26$.. | 2 |
| 7 | 27304 .. | " " " " " nut .. | 2 |
| 8 | 27917 .. | " " " " " Shakeproof washer .. | 2 |
| 9 | 24859 .. | " bracket, R.H. | 1 |
| 10 | 24860 .. | " " L.H. | 1 |
| 11 | 24876 .. | " " pin, $\frac{5}{16}'' \times 1\frac{1}{8}'' \times 26$.. | 4 |
| 12 | 27001 .. | " " " nut | 2 |
| 13 | 6148 .. | " " " " (long) | 2 |
| 14 | 7915 .. | " " " washer | 4 |
| 15 | 14826 .. | " " " packing collar .. | 1 |
| 16 | 83167 .. | Toolbox (triangular) R.H. .. | 1 |
| | 83912 .. | " " L.H. | 1 |
| 17 | 29174 .. | " lid screw | 2 |
| 18 | 6198 .. | " " " split ring | 2 |
| 19 | 251 .. | " securing pin, $\frac{1}{2}'' \times \frac{1}{4}''$.. | 4 |
| 20 | 26998 .. | " " " nut | 4 |
| 21 | 27916 .. | " " " Shakep'f washer .. | 4 |
| 22 | 16657 .. | " attachment clip (chainstay, R.H.) .. | 1 |
| 23 | 7201 .. | " " " pin, $\frac{1}{4}'' \times \frac{5}{8}'' \times 26$.. | 1 |
| 20 | 26998 .. | " " " " nut | 1 |
| 24 | 27916 .. | " " " " washer | 1 |
| | 29650 .. | " chain | 2 |
| | 24094 .. | Tubular spanner, $\frac{1}{8}''$ Whit. .. | 1 |
| | 24095 .. | " " $\frac{1}{4}''$ " | 1 |
| | 24097 .. | " " $.601'' \times .709''$ hex. .. | 1 |
| | 16594 .. | " " $\frac{3}{16}''$ Whit. | 1 |
| | 21166 .. | " " $\frac{7}{16}''$ " | 1 |
| | 24092 .. | D/E spanner $.380'' \times .343''$ hex. .. | 1 |
| | 29044 .. | " " $\frac{1}{4}'' \times \frac{5}{16}''$ Whit. | 1 |
| | 24096 .. | " " $\frac{3}{16}'' \times \frac{1}{4}''$ Whit. | 1 |
| | 24155 .. | Cylinder base nut spanner, $\frac{5}{16}''$ Whit. .. | 1 |
| | 6406 .. | Combination spanner | 1 |
| | 29042 .. | Tommy bar, bent, $\frac{5}{16}''$ | 1 |
| | 24154 .. | " " " $\frac{1}{4}''$ | 1 |
| | 3482 .. | Screwdriver | 1 |
| | 4272 .. | Tyre lever | 1 |
| | 14835 .. | Magdyno pinion extractor | 1 |
| | 16014 .. | Grease gun | 1 |
| | 16026 .. | Tyre inflator, $\frac{7}{8}'' \times 12\frac{3}{8}''$ compressed .. | 1 |
| | 16007 .. | Canvas tool roll | 1 |

The tools listed above are available but not necessarily supplied with new machines.

GJ 1850

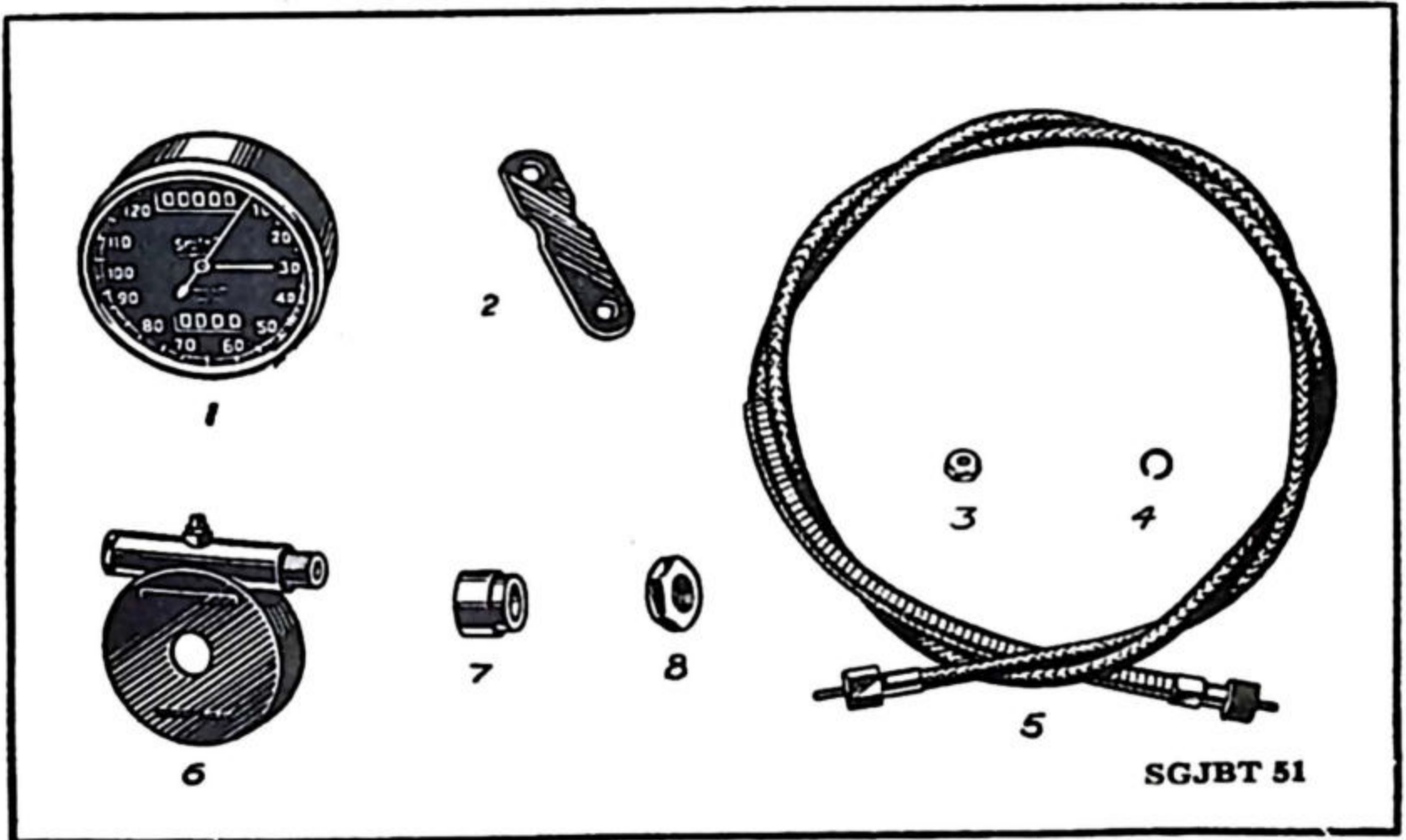
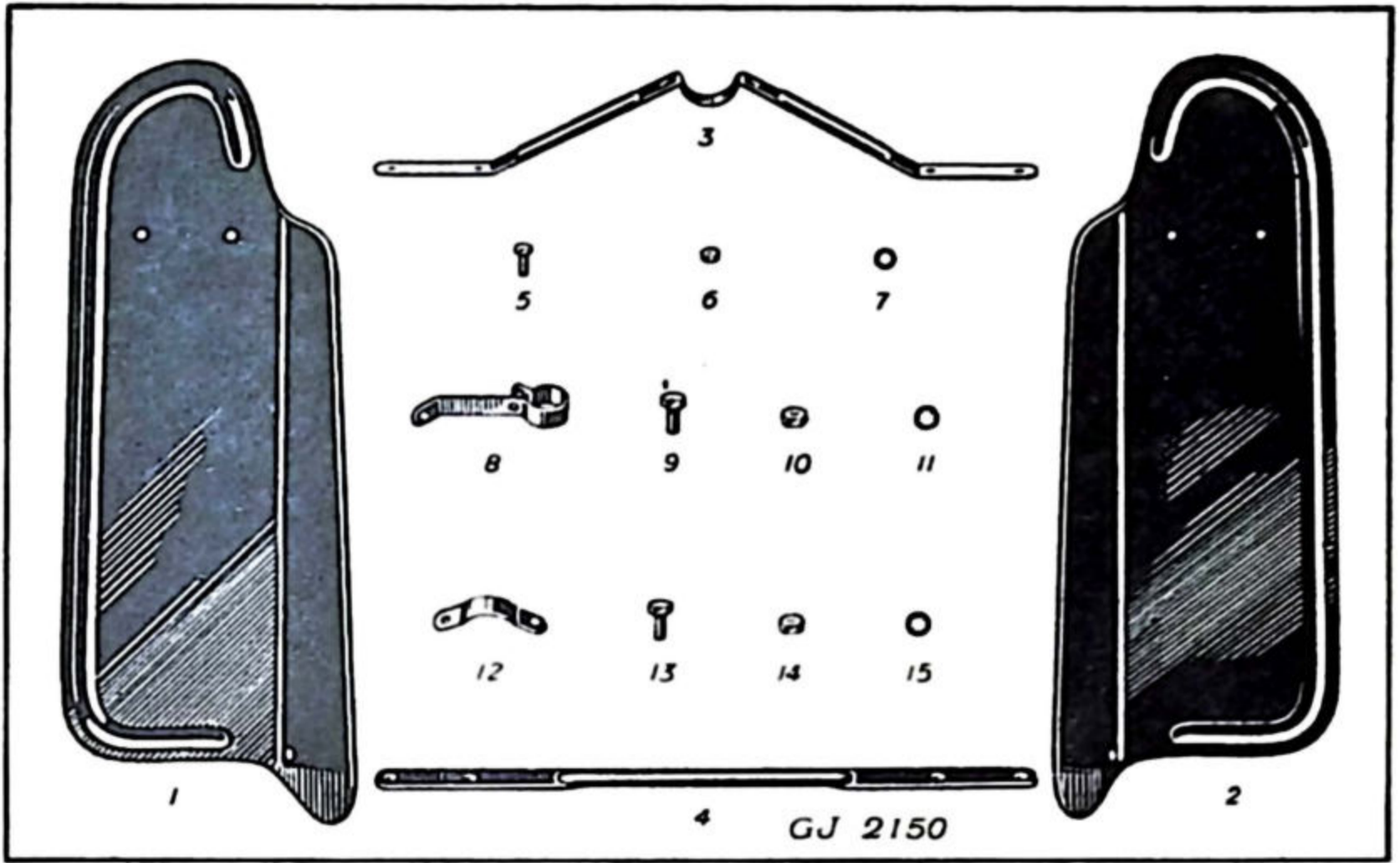


LEGSHIELDS

| Illus. No. | No. of part. | Description. | No. per set |
|------------|--------------|---|-------------|
| 1 | 32883 .. | Legshield L.H. | 1 |
| 2 | 32882 .. | " R.H. | 1 |
| 3 | 32884 .. | " angular support strap .. | 1 |
| 4 | 32885 .. | " straight " " .. | 1 |
| 5 | 1811 .. | " support strap pin, $\frac{1}{2}$ " \times $\frac{3}{16}$ " .. | 4 |
| 6 | 26999 .. | " " " nut, $\frac{3}{16}$ " dia. .. | 4 |
| 7 | 29058 .. | " " " washer .. | 4 |
| 12 | 32886 .. | " strap clip, top position .. | 1 |
| 9 | 251 .. | " " pin, $\frac{1}{4}$ " \times $\frac{1}{2}$ " | 4 |
| 10 | 26998 .. | " " nut, $\frac{1}{4}$ " dia. | 4 |
| 11 | 27916 .. | " " Shakeproof washer .. | 4 |
| 8 | 34186 .. | " bracket, bottom position .. | 2 |
| 13 | 10218 .. | " " pin, $\frac{1}{4}$ " \times $\frac{9}{16}$ " | 2 |
| 14 | 26998 .. | " " nut, $\frac{1}{4}$ " dia. | 2 |
| 15 | 27916 .. | " " Shakeproof washer .. | 2 |

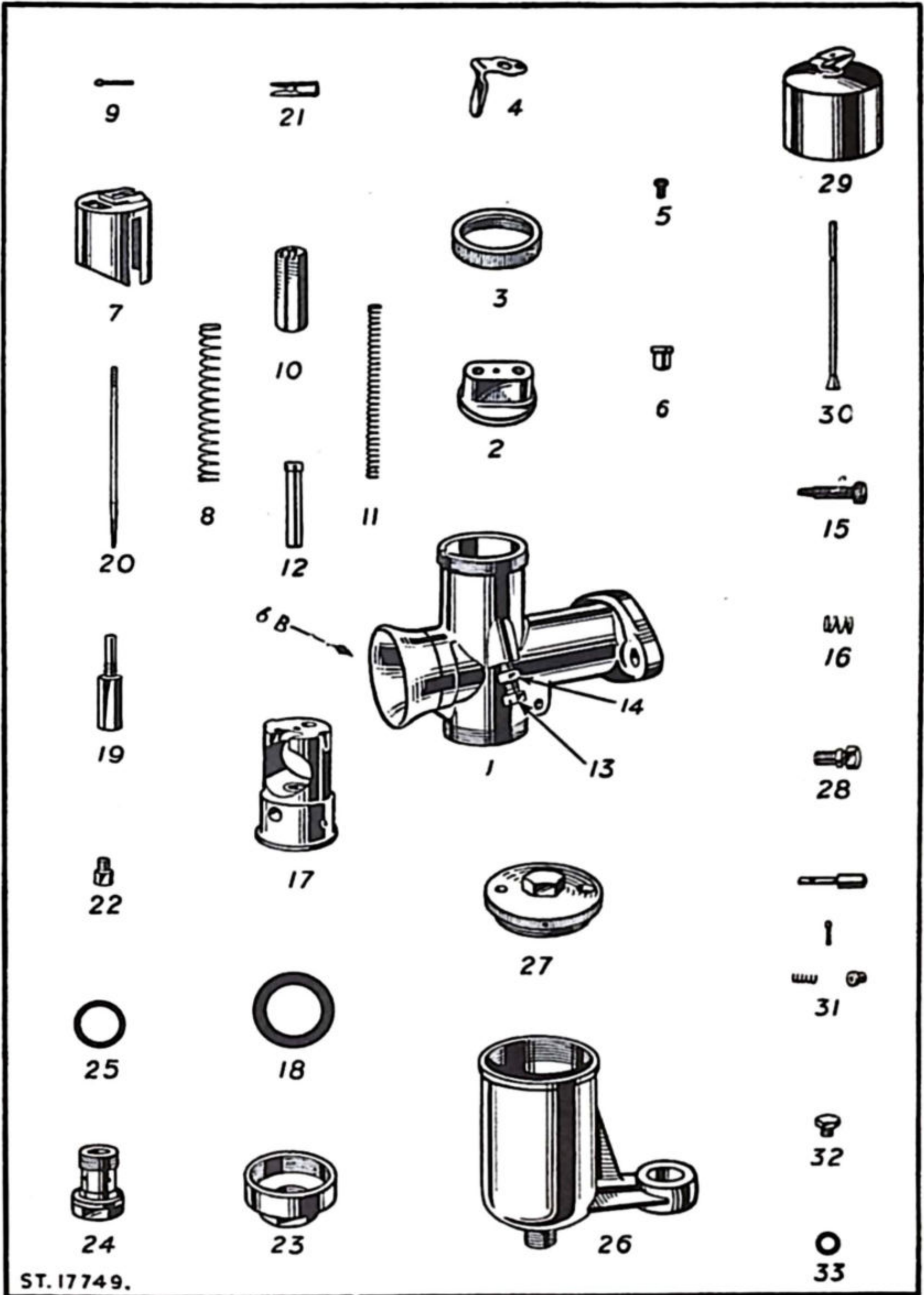
SMITH'S SPEEDOMETER

| Illus. No. | No. of part. | Description. | No. per set. |
|------------|---------------|--|--------------|
| 1 | SM/467/59L.. | Speedometer head 120 m.p.h. trip, illuminated .. | 1 |
| | SM/467/63L.. | " head 180 k.p.h. trip illuminated .. | 1 |
| 2 | 36291.. .. | Clamp for speedometer head .. | 1 |
| 5 | SM/N1253 .. | Nut (fixing clamp to head) | 2 |
| 6 | SM/W7216 .. | Spring washer | 2 |
| | SM/53205 .. | Speedometer head bulb | 1 |
| 7 | SM/53395/1.. | Flexible drive complete, 54 inches .. | 1 |
| | SM/53398/1/54 | " " outer cable assembly .. | 1 |
| | SM/52108/1/54 | " " inner " " | 1 |
| 8 | SM/52283/6.. | Gear box (self-contained) complete .. | 1 |
| 9 | 32454 .. | " " spacing collar (behind box) .. | 1 |
| 10 | 31963 .. | " " retaining nut | 1 |



AMAL CARBURETTOR

| Illus. No. | No. of part. | Description. | No. per set. |
|---------------|----------------------|---|--------------------|
| | AM/276DB/1A | Carburettor complete, less controls and cables | 1 |
| 1 | AM/276/130R | Mixing chamber body | 1 |
| 2 | AM/6/403 .. | " " top | 1 |
| 3 | AM/6/081 .. | " " cap | 1 |
| 4 | AM/4/285 .. | " " " spring | 1 |
| 5 | AM/4/241 .. | " " " " screw | 1 |
| 6 | AM/6/182 .. | Cable top hat ferrule | 2 |
| 6B | AM/206/088R | Air intake tube | 1 |
| 7 | AM/6/052/No.4 | Throttle valve | 1 |
| 8 | AM/4/268 .. | " " spring | 1 |
| 9 | AM/4/060 .. | " " cotter | 1 |
| 10 | AM/6/045 .. | Air valve | 1 |
| 11 | AM/4/046 .. | " " spring | 1 |
| 12 | AM/6/047 .. | " " guide | 1 |
| 13 | AM/4/068 .. | Throttle adjusting screw | 1 |
| 14 | AM/16/010 .. | " " " nut | 1 |
| 15 | AM/13/129 .. | Air adjusting screw | 1 |
| 16 | AM/4/148 .. | " " " spring | 1 |
| 17 | AM/206/058 | Jet block, complete | 1 |
| 18 | AM/6/040 .. | " " washer | 1 |
| 19 | AM/4/061 .. | Needle jet | 1 |
| 20 | AM/6/065 .. | Jet needle | 1 |
| 21 | AM/4/280 .. | " " clip | 1 |
| 22 | AM/4/042/170 | Main jet | 1 |
| 23 | AM/6/088 .. | Mixing chamber union nut | 1 |
| 24 | AM/4/043 .. | Holding bolt | 1 |
| 25 | AM/4/053 .. | " " washer | 2 |
| | AM/1A .. | Float chamber, complete | 1 |
| 26 | AM/64/158 .. | " " body | 1 |
| 27 | AM/14/208B | " " cover | 1 |
| 28 | AM/14/021 .. | Cover lock screw | 1 |
| 29 | AM/14/015 .. | Float c/w bow spring | 1 |
| 30 | AM/14/024 .. | Valve needle | 1 |
| 31 | AM/14/301 .. | Tickler assembly | 1 |
| 32 | AM/13/158 .. | Platform plug screw | 1 |
| 33 | AM/14/039 .. | " " " washer | 1 |
| | AM/14/178 .. | Seating locknut | 1 |
| | AM/14/175 .. | " " washer | 1 |



ST. 17749.