

March, 1954.

Price 2/-

A List of
SPARE & REPLACEMENT PARTS

for the

Royal Enfield
★ *Made like a Gun* ★

MOTOR CYCLE

1954

“METEOR 700”

(with Casquette Fork Head)



THE
ENFIELD CYCLE COMPANY LIMITED

Head Office & Works:

REDDITCH, WORCESTERSHIRE

ENGLAND



A List of
SPARE & REPLACEMENT PARTS

for the

Royal Enfield
★ ★ *'Made like a Gun'* ★

MOTOR CYCLE

1954

“METEOR 700”

(with Casquette Fork Head)



THE

ENFIELD CYCLE COMPANY LIMITED

Head Office & Works:

REDDITCH, WORCESTERSHIRE

ENGLAND

Telegrams:
“Cycles, Phone, Redditch.”

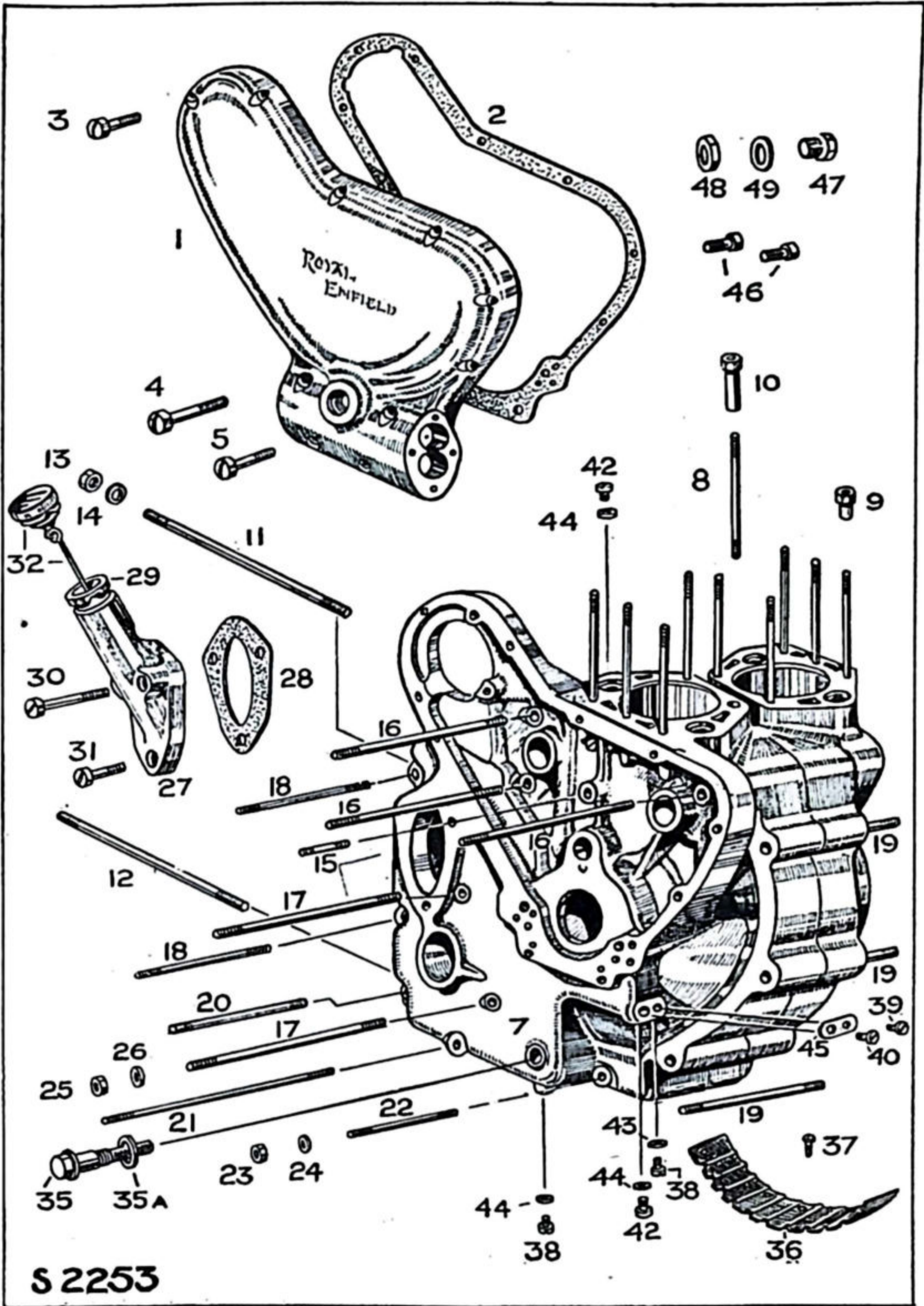
Telephone:
Redditch 121 (8 lines).



ENGINE UNIT, TIMING COVER & CRANKCASE

Illus. No.	No. of part.	Description.	No. per set
	36567	700 c.c. Twin engine unit c/w carburettor, dynamo, distributor, sparking plugs and sprocket	1
	36568	700 c.c. Twin engine unit c/w sparking plugs and sprocket less carburettor, dynamo and distributor	1
1	38597	Timing cover	1
2	36883	" " gasket	1
4	34394	" " screw $\frac{1}{4} \times 1\frac{13}{16} \times 26$ (B.S.F.) ..	2
3	38888	" " " $\frac{1}{4} \times 1\frac{1}{4} \times 26$ (B.S.F.) ..	8
5	34395	" " " $\frac{1}{4} \times 1\frac{7}{16} \times 26$ (B.S.F.) ..	2
	34690	" " " washer	12
7	38744	Crankcase assy. with main and camshaft bearings, tappets and guides and studs securing cylinders, crankcase halves, chain tensioners and gearbox ..	1
8	36545	Stud, cylinder and head, $\frac{5}{16} \times 5 \times 22$ (B.S.F.) ..	10
9	34705	" nut, $\frac{5}{16} \times \frac{1}{2}$ shouldered	6
10	32762	" " $\frac{5}{16} \times 3\frac{1}{4}$ "	4
	8634	" washer	10
11	35733	Stud, gearbox, top, $\frac{3}{8} \times 5\frac{1}{4} \times 26$	2
12	34000	" " bottom, $\frac{3}{8} \times 4\frac{7}{8} \times 26$	2
13	29854	" nut	4
14	15641	" washer	4
16	34368	Stud, crankcase halves, top, $\frac{5}{16} \times 4\frac{1}{2} \times 22$ (B.S.F.)	3
17	35589	" " " rear, $\frac{5}{16} \times 4\frac{3}{8} \times 22$ (B.S.F.)	2
18	35595	" " " $\frac{1}{4} \times 6\frac{1}{4} \times 26$ (B.S.F.)	2
19	36079	" " " front, $\frac{5}{16} \times 4\frac{1}{2} \times 26$ (C.E.I.)	3
20	34029	" " " rear engine plate, $\frac{5}{16} \times 5 \times 22$ (B.S.F.)	1
21	34378	" " " bottom, $\frac{1}{4} \times 8\frac{3}{8} \times 26$ (B.S.F.)	1
22	34379	" " " $\frac{1}{4} \times 3\frac{15}{16} \times 26$ (B.S.F.)	1
23	27620	" nut, $\frac{1}{4} \times 26$ (B.S.F.)	8
24	82	" washer, $\frac{1}{4}$	8
25	27621	" nut, $\frac{5}{16} \times 22$ (B.S.F.)	4
	8638	" " $\frac{5}{16} \times 26$ (C.E.I.)	6
	36221	" " $\frac{5}{16} \times 22$ (B.S.F.) Simmonds " Spintoc "	3
26	8634	" washer, $\frac{5}{16}$	13
27	34368	Oil filler extension	1
28	34365	" " " gasket	1
29	18275	" " " collar	1
30	35591	" " " screw, $\frac{1}{4} \times 1\frac{5}{8} \times 26$ (B.S.F.) ..	2
31	35592	" " " " $\frac{1}{4} \times \frac{5}{8} \times 26$ (B.S.F.) ..	1
32	19670	" " cap and dipstick	1
35	37884	Drain plug and filter assy.	1
35A	17024	" " " " washer	1
36	35092	Oil filter gauze	2
37	36035	" " " screw, Parker Kalon, Type Z, No. 6	6

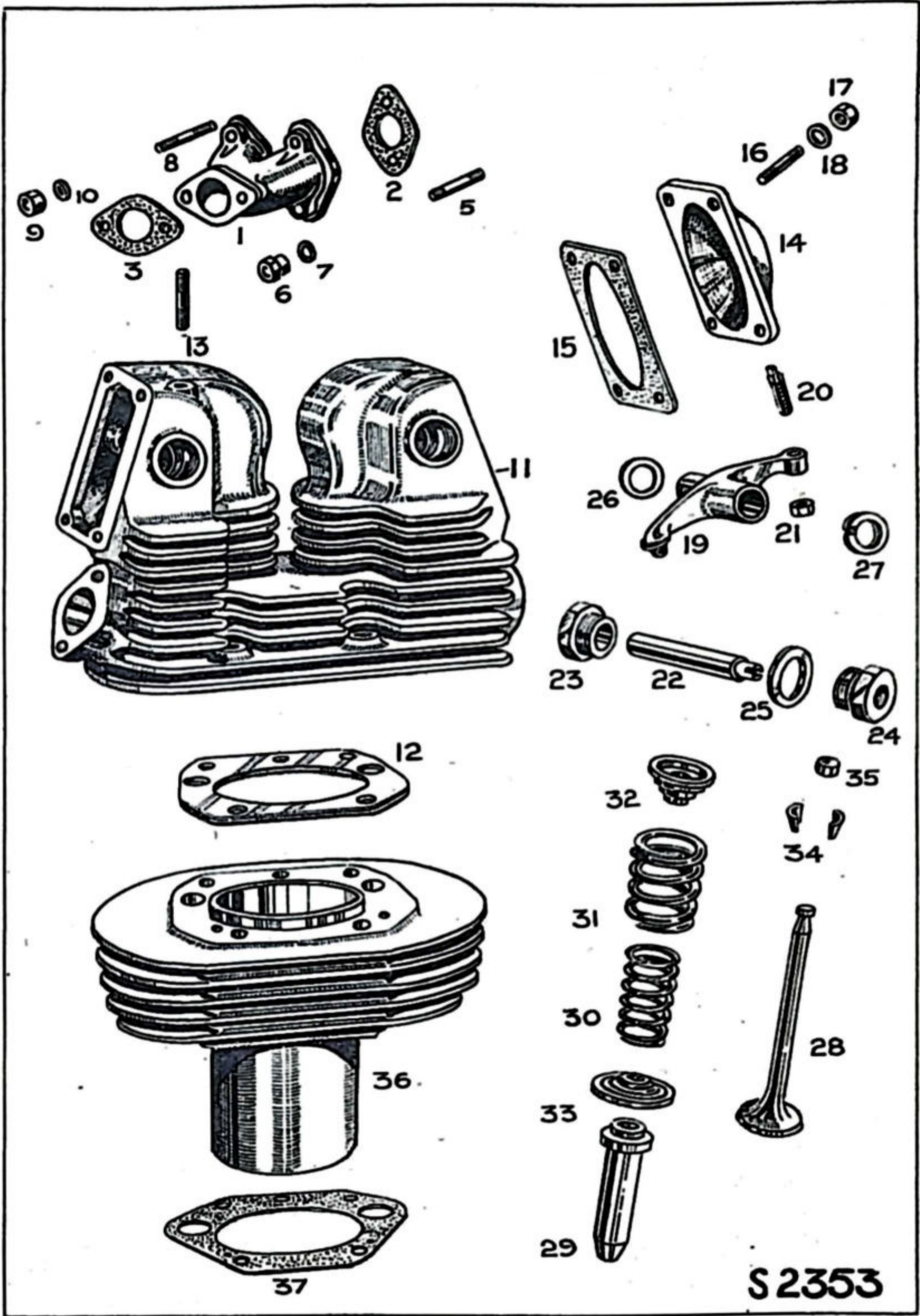
Continued at foot of page 10.



S 2253

CYLINDERS, HEADS, FITTINGS AND GASKET SETS

Illus. No.	No. of part.	Description.	No. per set
1	86565	Induction pipe	1
2	86566	" " gasket (to head)	1
3	87485	" " " (to carburettor)	1
5	31170	" " stud (to head) $\frac{1}{4}$ " \times $1\frac{3}{16}$ " \times 26 (B.S.F.)	4
6	27620	" " " nut, $\frac{1}{4}$ " B.S.F.	4
7	9908	" " " washer	4
8	33998	" " " (carburettor) $\frac{5}{16}$ " \times $1\frac{1}{8}$ " \times 22 (BSF)	2
9	27944	" " " nut, $\frac{5}{16}$ " B.S.F.	2
10	81604	" " " washer	2
	40116	Cylinder head, R.H. } Fitted with valve guides, rocker	1
11	40117	" " L.H. } cover and induction studs.	1
12	86540	" " gasket	2
13	84987	" " engine steady stud $\frac{5}{16}$ " \times $1\frac{1}{8}$ " B.S.F. ..	4
14	82552	Rocker box cover	4
15	32553	" " " gasket	4
16	31262	" " " stud, $\frac{1}{4}$ " \times $\frac{7}{8}$ " \times 26 (B.S.F.) ..	16
17	37852	" " " " nut, $\frac{1}{4}$ " B.S.F.	16
18	82	" " " " washer	16
19	82547	Rocker (Inlet R.H., Exhaust L.H.)	2
	82548	" (Inlet L.H., Exhaust R.H.)	2
20	32550	" adjusting screw	4
21	32549	" " " locknut	4
22	38219	Rocker spindle	4
23	36985	" " end plug (inner, blind)	4
24	37681	" " " " (outer, tapped)	4
25	39468	" " " " washer (copper)	8
26	32554	" " thrust washer	4
27	35904	" " spring washer	4
28	39529	Valve, exhaust	2
	39528	" Inlet	2
29	39642	" guide	4
30	35410	Valve spring, inner	4
31	35409	" " outer	4
32	35238	" collar, top	4
33	33508	" " bottom	4
34	11099	" split collar	4
35	10672	" stem cap	4
36	86500	Cylinder barrel	2
37	86587	" base gasket	4
	ST26	Gasket set, decarbonisation only	1
	ST27	" " complete engine and chaincase	1



S 2353

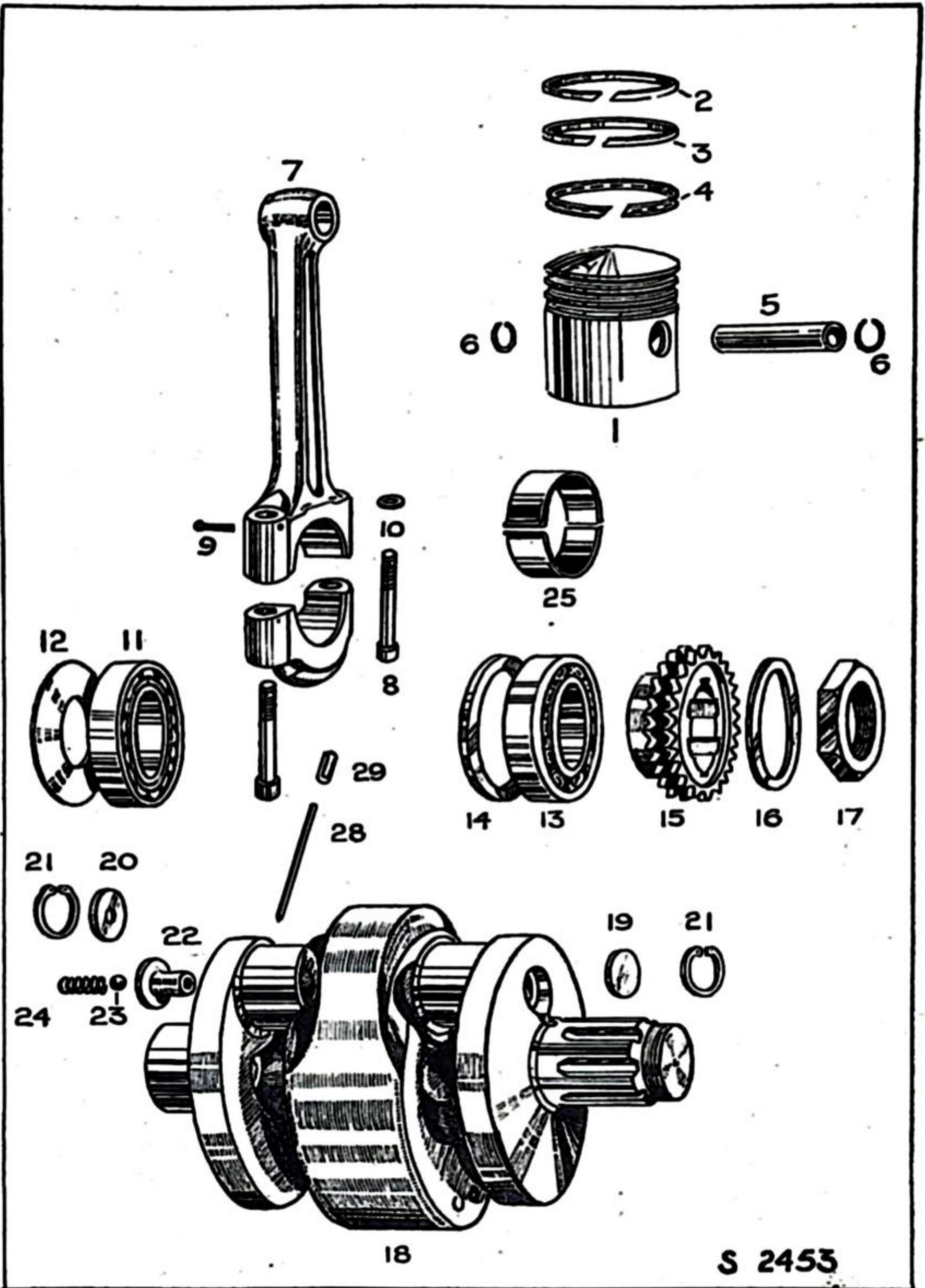
PISTONS AND CRANKSHAFT ASSEMBLY

Illus. No.	No. of part.	Description.	No. per set
1	37480	Piston c/w rings, gudgeon pin and circlips, ratio 6.5 : 1	2
2	*38772	Piston ring (top, chrome plated)	1
3	*38773	" " (lower, compression)	1
4	*38774	" " (scraper)	2
5	38770	Gudgeon pin	2
6	20363	" " circlip	4
7	38018	Connecting rod assy. c/w bolts & B.E. shells ..	2
	‡38018S	" " " " " (Service replacement assy)	2
8	37311	" " B.E. screw	4
9	37486	" " " " split pin, $\frac{1}{8}$ " X 1" ..	4
10	14691	" " " " washer	4
	36017	" " S.E. bush (for Service Replacement rods only)	2
25	‡38016	" " B.E. bearing shell (one half) ..	4
11	SK/N209	Crankshaft timing-side roller bearing, 45 X 85 X 19m.m.	1
12	36275	" timing-side roller bearing steel washer ..	1
13	SK/6209	" drive side bearing, 45 X 85 X 19m.m. ..	1
14	34062	" " bearing distance collar	1
15	36672	Engine sprocket 32T	1
16	34076	" " washer	1
17	34064	" " locknut	1
18	‡36499	Crankshaft	1
19	34061	" plug (drive side)	1
20	35048	" " (timing side)	1
21	35980	" " circlip (Seeger 1" internal)	2
22	35047	" oil release valve housing	1
23	32018	" " " " ball, $\frac{1}{4}$ " dia.	1
24	26704	" " " " spring	1
28	36546	Locking rod } For oil pump worm ..	1
29	35981	" " screw } spindle nut ..	1

*Pistons and piston rings are available .020" and .040" oversize. To order, suffix /20 or /40 to the part number. Thus: 37480/20, piston complete. 020" oversize.

‡Service replacement Conn. Rod Assys. are available fitted with B.E. bearing shells, .010", .020" undersize to suit crankshafts ground down to these sizes. These rods may also have bronze S.E. bushes. Part numbers of these rods are 38018S/10 and 38018S/20, respectively. Part numbers of undersize B.E. bearing shells only, are 38016/10 and 38016/20, respectively.

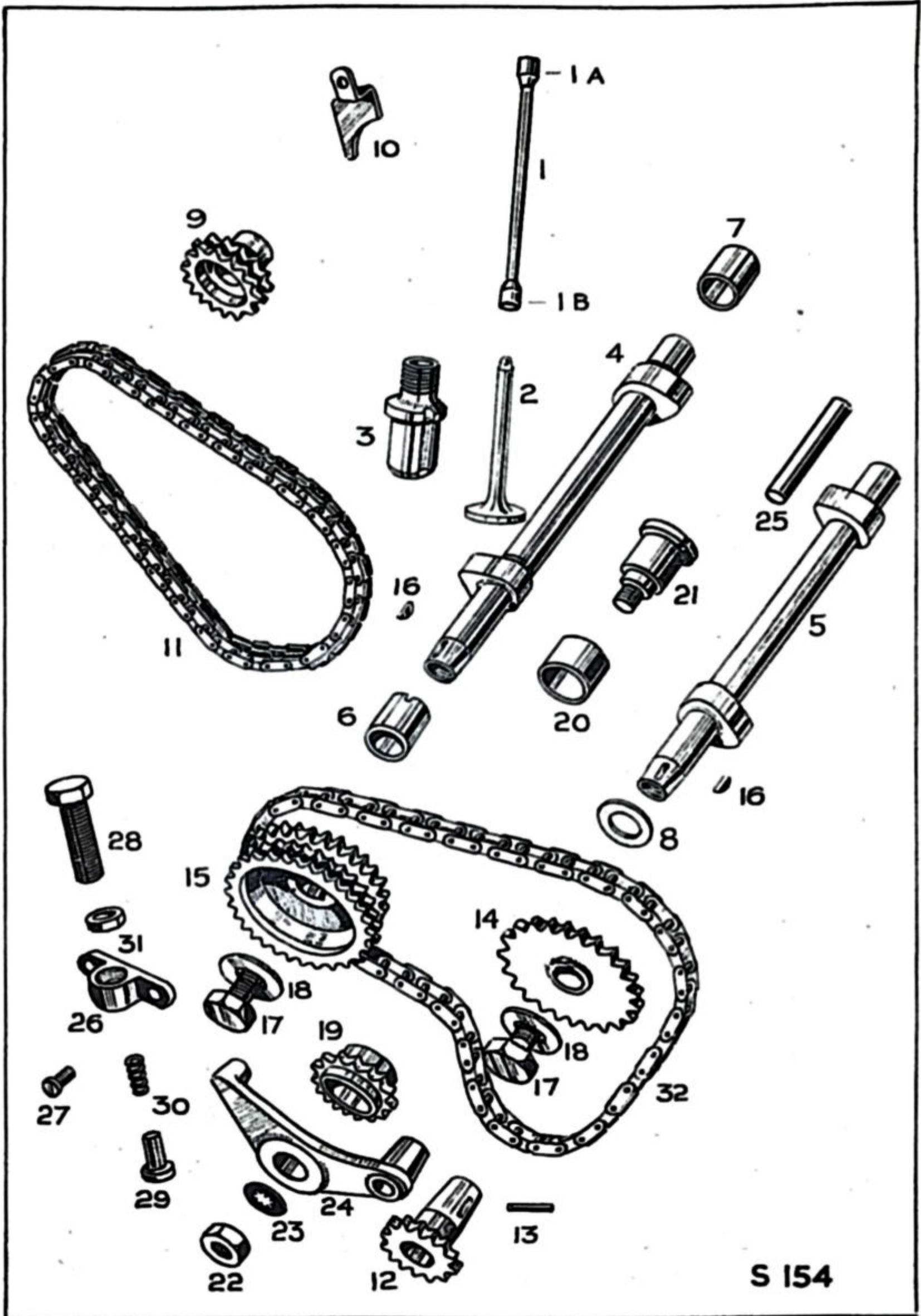
†Service crankshafts are available .010" and .020", undersize on the B.E. journal and are numbered 36499/10 and 36499/20, respectively.



S 2453

TIMING GEAR ASSEMBLY

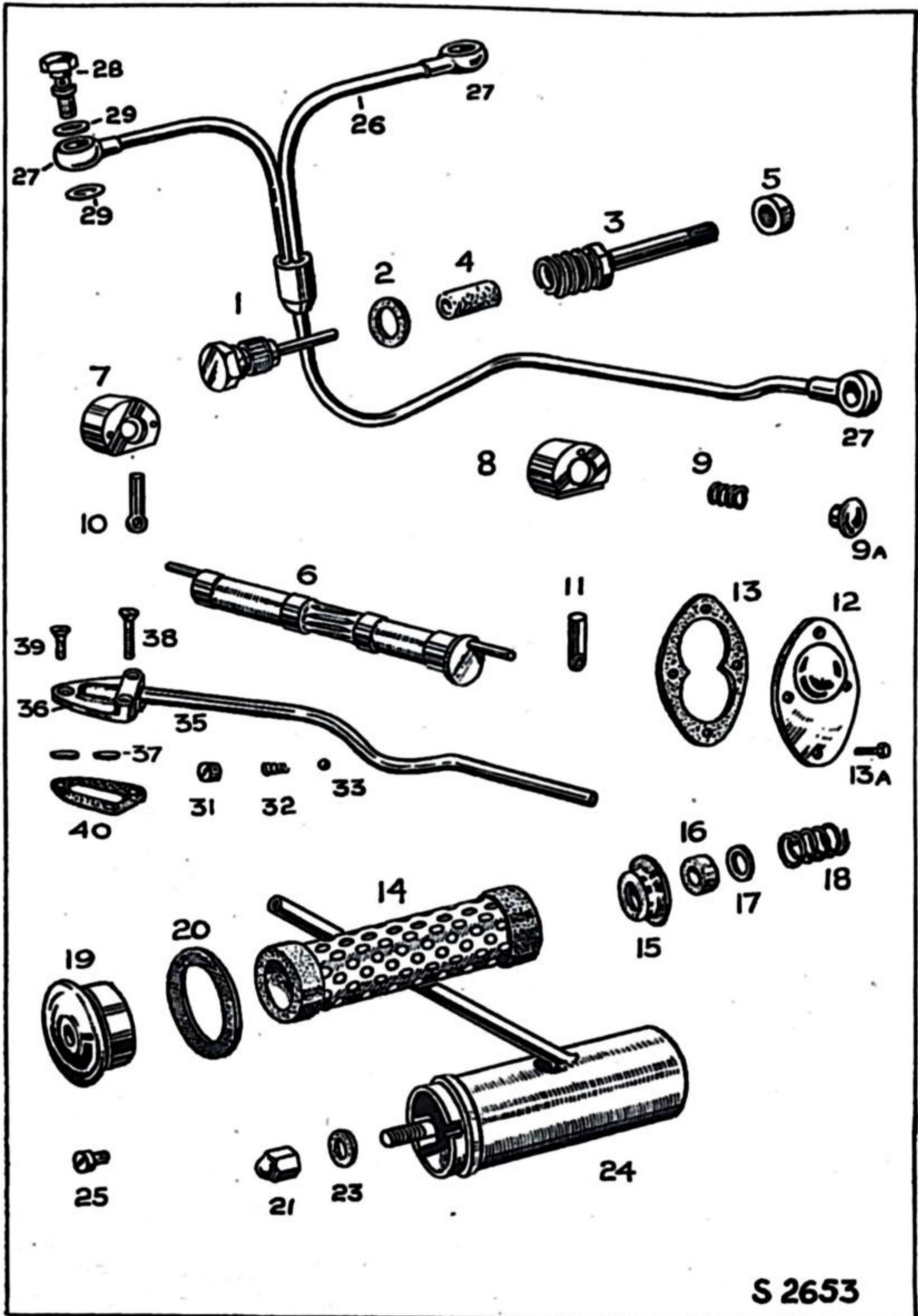
Illus. No.	No. of part.	Description.	No. per set
1	39616.. ..	Push rod assy. (alloy)	4
1A	39029.. ..	" " end, top	2
1B	39030.. ..	" " " bottom	2
2	23480.. ..	Tappet	4
3	34860.. ..	" guide	4
4	32706.. ..	Camshaft, inlet (rear)	
5	32705.. ..	" exhaust (front)	1
6	32709.. ..	" bearing (timing side)	2
7	32710.. ..	" " (L.H. side)	2
8	35894.. ..	" thrust washer	2
9	36126.. ..	Dynamo sprocket 15T	1
	36135.. ..	" " locknut $\frac{7}{16}$ " \times 20	1
10	37615.. ..	" " oil deflector	1
11	RN/114500/48	Dynamo chain, endless, 8 m.m. \times 48 pitches	1
12	35735.. ..	Timing sprocket 12T	1
13	35724.. ..	" " peg	1
14	34350.. ..	Exhaust camshaft sprocket	1
15	36125.. ..	Inlet " "	1
16	9410.. ..	Sprocket key	2
17	32707.. ..	" " securing bolt $\frac{1}{2}$ " \times $\frac{7}{8}$ " \times 26 L.H.	2
18	15380.. ..	" " " washer	2
19	84872.. ..	Chain tensioning sprocket and bush	1
20	34354.. ..	" " " bush only.. .. .	1
21	38545.. ..	" " " spindle	1
22	10397.. ..	" " " " nut	1
23	27920.. ..	" " " " washer	1
24	38544.. ..	" " " arm	1
25	38546.. ..	" " " pivot pin	1
26	38547.. ..	" " " adjuster body	1
27	37724.. ..	" " " " pin	2
28	38548.. ..	" " " adjuster	1
29	38549.. ..	" " " plunger	1
30	39742.. ..	" " " spring	1
31	38704.. ..	" " " locknut	1
32	RN/110038/66	Timing chain, endless, 66 pitches	1
<i>Continued from page 4</i>			
38	16476.. ..	Oil plug screw, $\frac{1}{4}$ " \times $\frac{7}{32}$ " \times 26 (B.S.F.)	3
39	34375.. ..	" " " $\frac{1}{4}$ " \times $\frac{1}{4}$ " \times 26 (B.S.F.)	1
40	34374.. ..	" " " $\frac{5}{16}$ " \times $\frac{1}{4}$ " \times 22 (B.S.F.)	1
42	34373.. ..	" " " $\frac{5}{16}$ " \times $\frac{3}{32}$ " \times 22 (B.S.F.)	1
	26177.. ..	Oil plug screw C'sk. hd. $\frac{1}{4}$ " \times $\frac{3}{16}$ " \times 26	1
43	30394.. ..	" " " fibre washer, $\frac{1}{4}$ " dia.	2
44	F516	" " " " " $\frac{5}{16}$ " dia.	1
45	34381.. ..	" " " " " two hole	1
46	37724.. ..	Crankcase bridge screw	2
	34690.. ..	" " " " washer	2
47	37706.. ..	" " " plug	2
48	7340.. ..	" " " nut	2
49	F512	" " " washer	2



S 154

OIL PUMP, FILTER ASSEMBLY AND CRANKCASE BREATHER

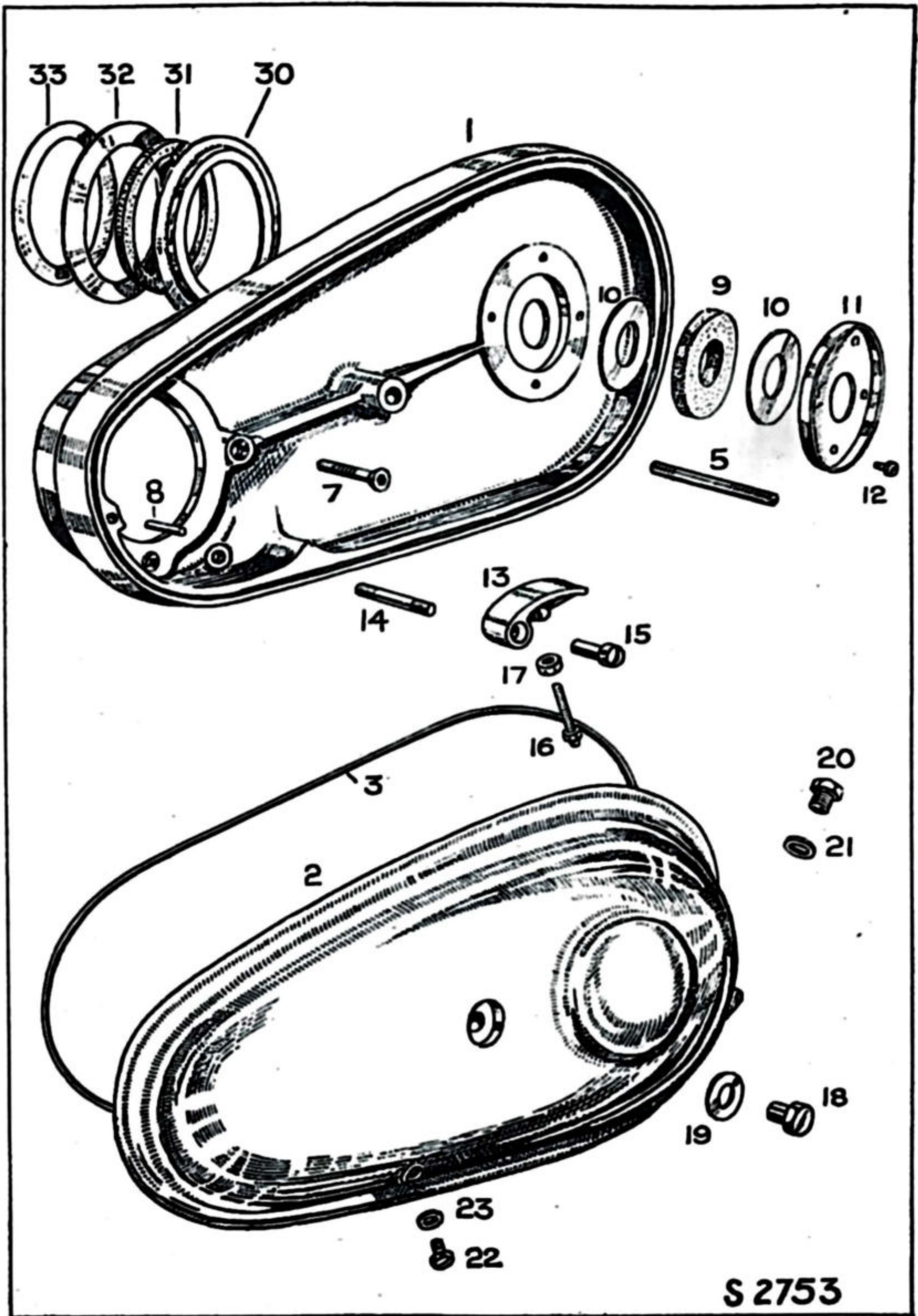
Illus. No.	No. of part.	Description.	No. per set
1	24297..	Oil feed plug	1
2	24177..	" " " fibre washer	1
3	34340..	Oil pump worm	1
4	34997..	" " " cork seal	1
5	34341..	" " " spindle nut	1
6	34342..	Oil pump spindle	1
7	37665..	" " disc (feed)	1
8	37666..	" " " (return)	1
9	37668..	" " " spring	2
9A	37669..	" " " " end pad	2
10	34346..	" " plunger (feed)	1
11	34347..	" " " (return)	1
12	37783..	" " cover	2
13	34349..	" " " gasket	2
13A	38819..	" " " screw, $\frac{3}{16}$ " \times $\frac{11}{16}$ " \times 32	8
14	38228..	Oil cleaner element	1
15	28254..	" " spring cup	1
16	18793..	" " " " felt washer	1
17	8894..	" " " " thrust washer	1
18	28259..	" " spring	1
19	35594..	" " cap	1
20	28258..	" " " washer	1
21	28748..	" " " nut	1
23	13785..	" " " " fibre washer	1
	8894..	" " " " washer	1
24	37202..	Oil cleaner housing comp.	1
25	37204..	" " " locating screw	1
ROCKER FEED OIL PIPES			
26	37721..	Oil feed pipe comp. R.H.	1
	37722..	" " " " L.H.	1
27	32388..	" " " banjo	6
28	32389..	" " " union body	6
29	39469..	" " " " washer (copper)	12
31	34424..	Oil release valve plug	1
32	22199..	" " " spring	1
33	32017..	" " " ball	1
CRANKCASE BREATHER			
35	38297..	Crankcase breather body and pipe	1
36	26649..	" " body	1
37	26651..	" " disc valve	2
38	26648..	" " body screw $\frac{3}{16}$ " \times $\frac{11}{16}$ "	2
39	26664..	" " " " $\frac{3}{16}$ " \times $\frac{3}{8}$ "	1
40	26650..	" " " washer	1



S 2653

PRIMARY CHAINCASE

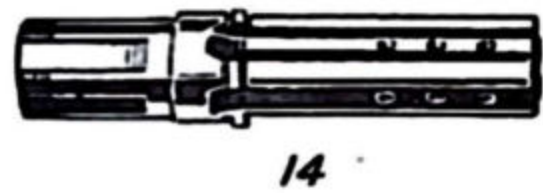
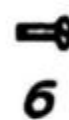
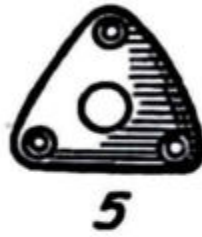
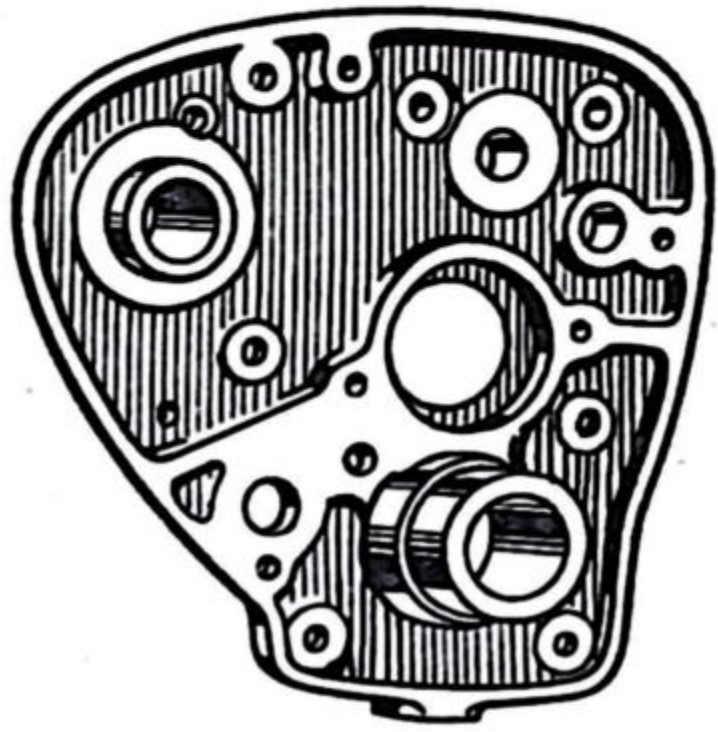
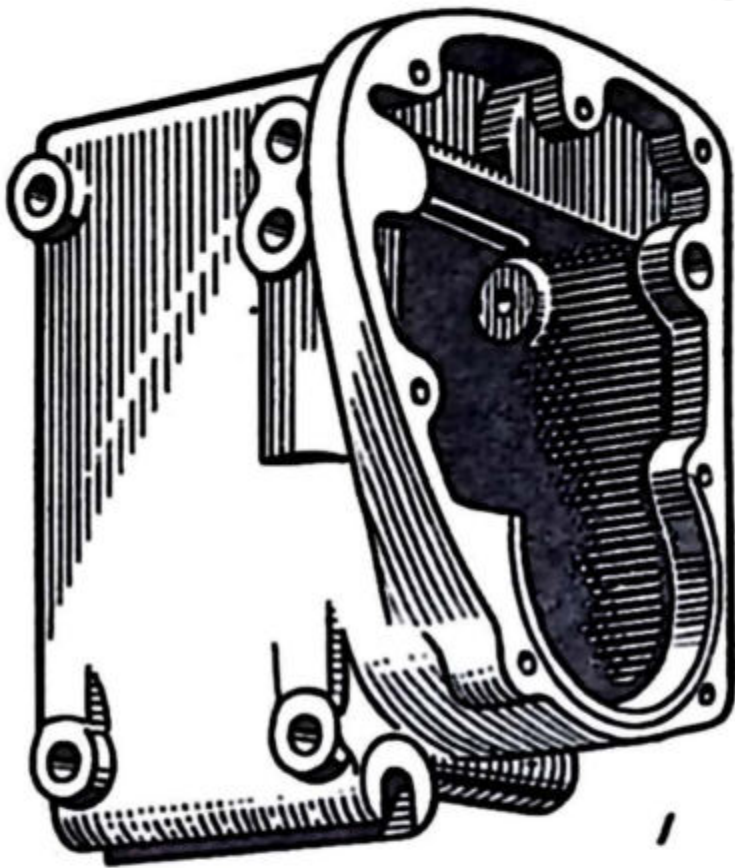
Illus. No.	No. of part.	Description.	No. per set
1	36643.. ..	Chaincase (back)	1
2	37742.. (front)	1
3	32377.. rubber joint	1
5	35083.. ..	Stud (to crankcase) $\frac{3}{8}$ " \times $2\frac{1}{8}$ " \times 26	1
7	38027.. ..	Chaincase attachment socket screw $\frac{5}{16}$ " \times 1" o'all \times 26 C.E.I.	3
8	32373.. ..	Dowel	1
9	32383.. ..	Oil seal felt washer (gearbox mainshaft)	1
10	35599.. " steel washer	2
11	32380.. " deflector washer	1
12	32403.. " " " screw, $\frac{1}{4}$ " \times $\frac{1}{4}$ " \times 26	4
13	36644.. ..	Chain tensioner pad	1
14	34456.. " stud $\frac{5}{16}$ " \times $1\frac{1}{2}$ " \times 22 (B.S.F.)	1
15	34453.. " spindle	1
16	37482.. " adjusting screw	1
17	15771.. " " " locknut	1
18	35082.. ..	Chaincase attachment stud nut	1
19	1580.. " " " washer	1
20	26472.. oil filler plug	1
21	9782.. " " " washer	1
22	35704.. ..	Oil level plug	1
23	31497.. " " fibre washer	1
30	34066.. ..	Oil seal housing (engine bearing)	1
31	34067.. " " felt	1
32	34069.. " washer (outer) $3\frac{1}{4}$ " \times $\frac{9}{32}$ " \times .024"	1
33	34068.. " washer (inner) $3\frac{1}{8}$ " \times 2" \times $2\frac{7}{8}$ " \times .007"	1



S 2753

GEAR-BOX

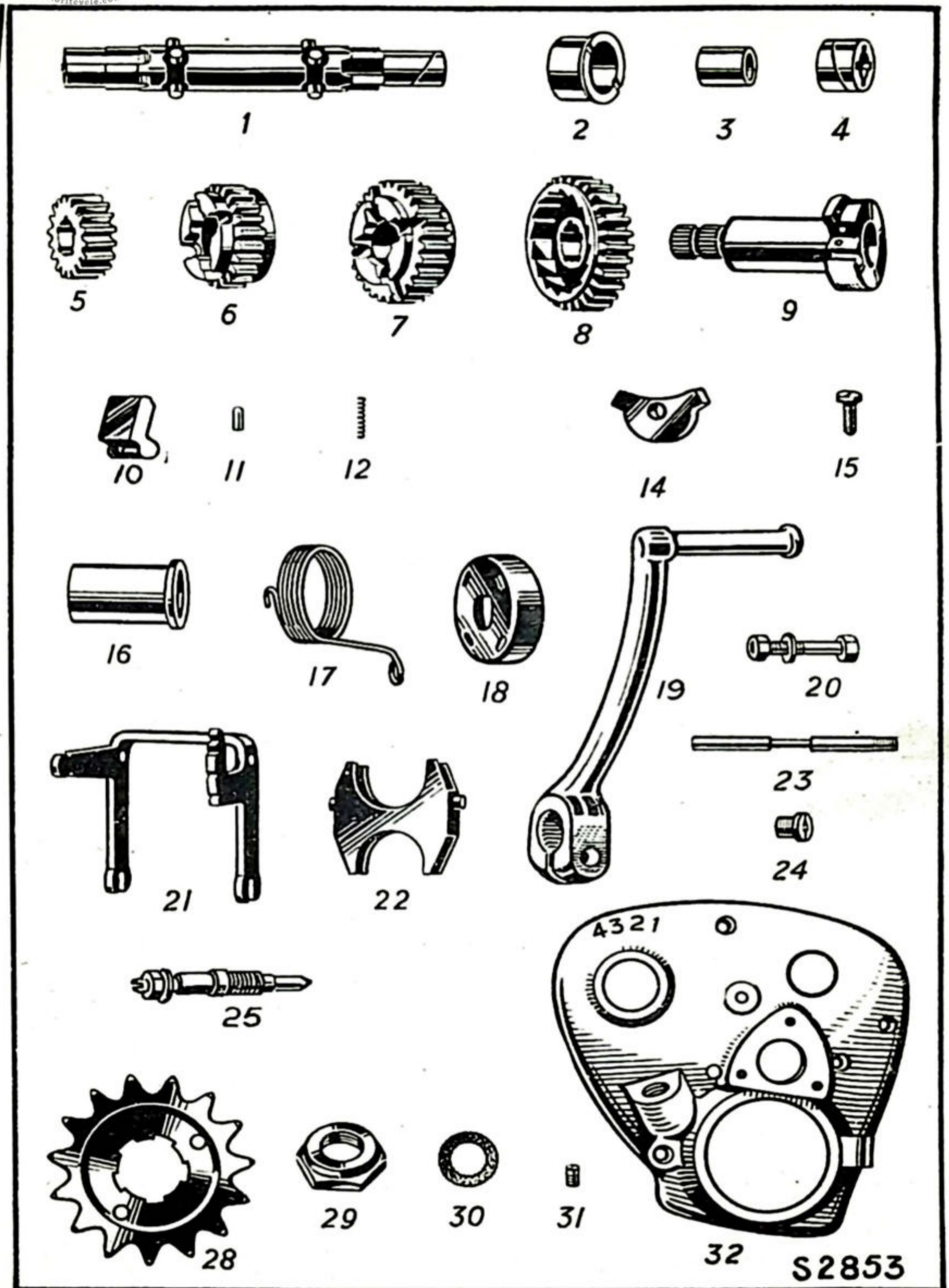
Illus. No.	No. of part.	Description.	No. per set
	38972.. ..	Gearbox c/w Clutch (18T sprocket for s'car)	1
	38596.. ..	" " " (18T sprocket for solo)	1
1	38885.. ..	" case	1
2	37518.. ..	" " end cover	1
3	FC/57/H ..	" cover screw, $\frac{1}{4}$ " \times $1\frac{1}{8}$ "	4
	FC/57/G2 ..	" " " $\frac{1}{4}$ " \times $1\frac{1}{8}$ "	1
4	H54A.. ..	" " bolt $\frac{1}{4}$ " \times $1\frac{7}{8}$ "	1
	H54B.. ..	" " " $\frac{1}{4}$ " \times $1\frac{3}{8}$ "	2
	H54C	" " " $\frac{1}{4}$ " \times 1 "	2
5	33906.. ..	" " oil retaining cap	1
6	G2/4	" " " " " pins	3
7	11722.. ..	" " " " " felt washer	1
8	E140	Oil filler plug or drain plug	2
9	G2/7/TA ..	Mainshaft	1
10	H5	" ball race (large) SK/6206	1
11	H3	" " " felt washer	1
12	H4	" " " dished washer	1
13	31966.. ..	" " " (small) M.S.7.	1
14	G2/8	" sleeve	1
16	H71	" " thrower (outer)	1
17	H52	" " " (inner)	1
18	H9/18	" high gear pinion 18T	1
19	H10A.. ..	" " " " dog	1
20	H11/25/21 ..	" sliding gear 25T and 21T	1
21	H12/30	" low gear pinion 30T	1
22	H55	" nut (R.H. thread), clutch end	1
23	H56	" " (L.H. "), K.S. end	1
24	H57	" spring washer	1



S 4352

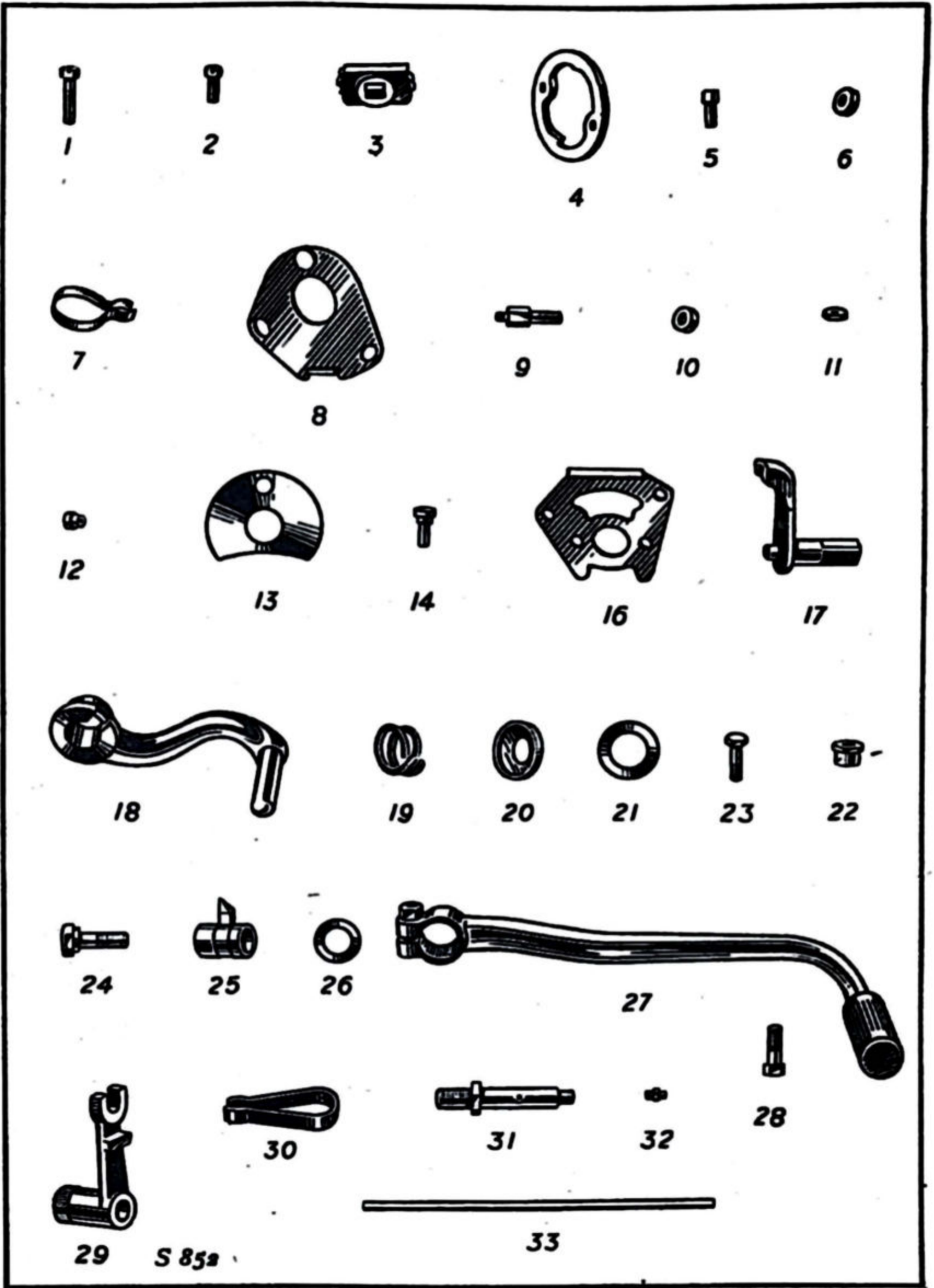
GEAR-BOX—Contd. (I)

Illus. No.	No. of part.	Description.	No. per set
1	H13	Layshaft	1
2	H14	" bush (case end)	1
3	H15	" " (kickstart end)	1
4	H16	" splined bush	1
5	H17/18	" low gear pinion 18T	1
6	H18/23	" second gear pinion 23T	1
7	H19/27	" third gear pinion 27T	1
8	H20/30	" high gear and kickstart wheel 30T	1
9	37354.. ..	Footstarter sleeve (splined type)	1
	H21A.. ..	" " distance washer	1
10	H22	" pawl	1
11	H22A.. ..	" " plunger	1
12	H23	" " " spring	1
14	37356.. ..	" " stop plate	1
15	37357.. ..	" " " " bolt	2
16	H27	" shaft bush	1
17	H28	" return spring	1
18	H29	" " " cover	1
19	H42/42A/S	" crank complete (splined type)	1
20	H43S	" " bolt and nut	1
21	H33	Operator (inside)	1
22	H34	" fork	1
23	G2/36.. ..	" pin	1
24	G2/37.. ..	" " bush	1
25	H61A.. ..	" locating plunger box assy.	1
28	H49A.. ..	Drive sprocket 18T, solo	1
	H49/16	" " 16T, sidecar	1
	G2/53.. ..	" " distance piece	1
29	H120	" " locknut	1
30	H121	" " " felt washer	1
31	H122	" " " screw	1
32	33887.. ..	Foot control cover	1




GEAR-BOX—Contd. (2)

Illus. No.	No. of part.	Description.	No. per set
1	FC57/H ..	Foot control cover screw, $\frac{1}{4}'' \times 1\frac{1}{8}''$..	4
2	FC57/H/S $\frac{1}{4}'' \times \frac{9}{16}''$..	1
3	FC4 ratchet (inner) ..	1
4	FC1/35 (outer) ..	1
5	FC44 operating pin ..	1
6	FC55/H " " bush ..	1
7	FC51 spring ..	1
8	FC41 adjuster plate ..	1
9	FC43 " " pin ..	2
10	FC58 " " bush ..	2
11	H118 " " nut ..	2
12	FC45 " " spring stop ..	1
13	FC53 plate ..	1
14	FC46 " " spring stop ..	1
16	FC42 stop plate and spring retainer	1
17	FC47/H operator shaft with lever ..	1
18	NS1 neutral lever ..	1
19	NS2 " " spring ..	1
20	NS3 " " cap ..	1
21	NS4 " " washer ..	1
22	NS6 " " eccentric bush ..	1
23	NS5 " " stop pin ..	1
24	NS8 " " securing pin ..	1
25	NS7 gear indicator ..	1
26	NS9 " " washer ..	1
27	FC/30 lever ..	1
28	FC/30/A " pinch bolt ..	1
29	FC/48G2 " (short, inside) ..	1
30	FC/52.. " return spring ..	1
31	FC/49G2 " fulcrum pin ..	1
32	TC/PZ6 " " grease nipple ..	1
33	G2/66/5P ..	Clutch operating rod $10\frac{1}{4}''$ long ..	1



CLUTCH

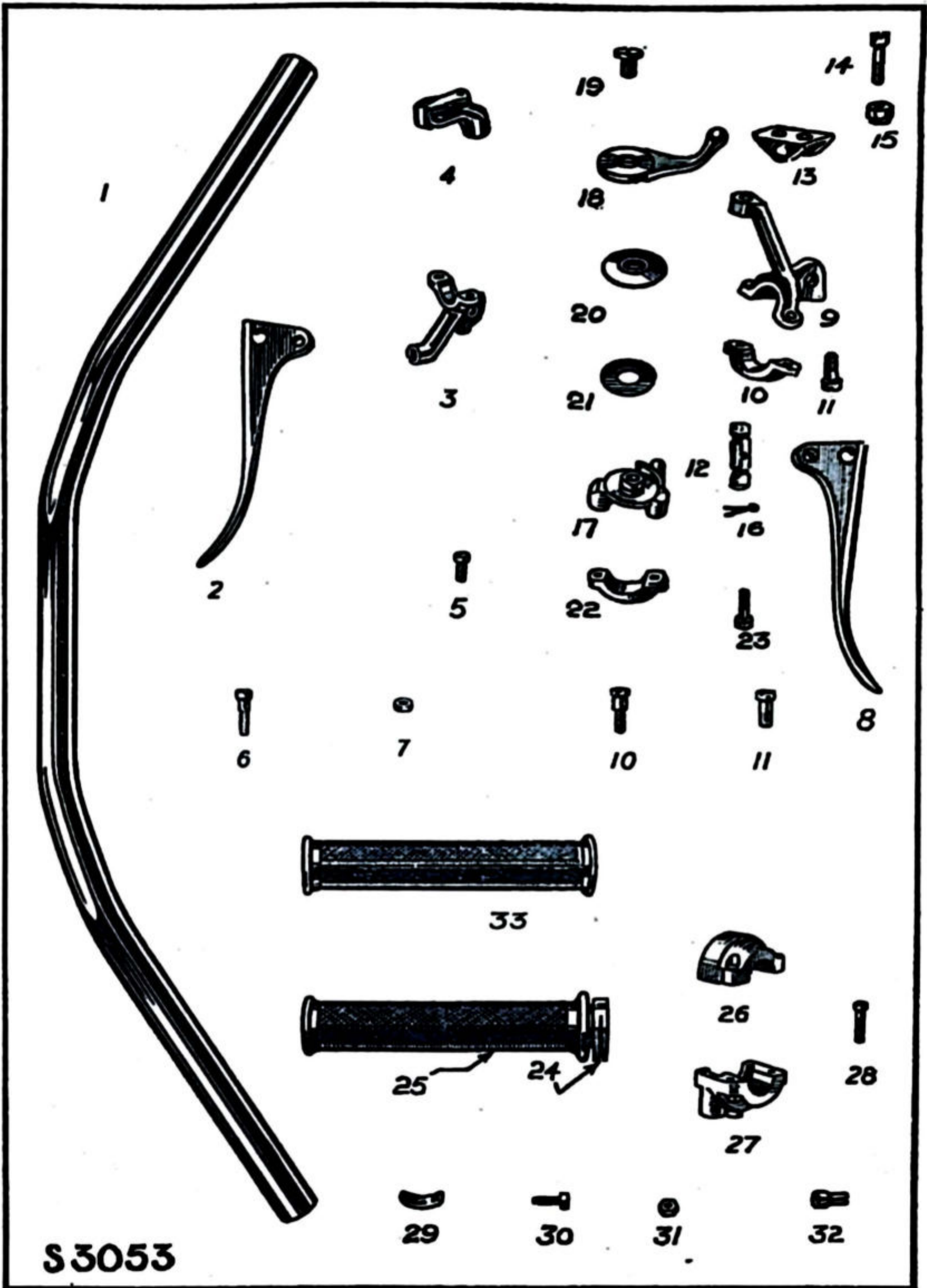
Illus. No.	No. of part.	Description.	No. per set
	28433/5P ..	Clutch assembly	1
1	27535/G2/5	.. sprocket 56T. and drum assembly ..	1
2	H81/5 drum	1
	G74A rivets	15
3	H82-FDA ferodo disc	2
	C10 rivet	5
4	G74 ball cage	2
	G66 rivet	15
	G76 balls	54
5	H72 retaining spring	1
6	G68/5/123 centre drum and back plate assembly	1
7	H89 plate with cork inserts	4
8	G67/2.. cork insert	96
9	G72 stud distance tube	3
10	G69/5.. centre	1
11	G70/5.. cush rubber (large)	3
12	G70A/5 (small)	3
13	G71 centre retaining ring	1
14	29818.. spring	6
15	G80 screw	3
16	G77 front plate	1
17	G75 intermediate plate (flat)	2
18	G75A (dished)	2
19	G79/5 cap	1
20	H66B.. operating pad	1
21	34699.. worm	1
22	34700.. nut	1
23	14224.. lever	1
24	241 pin	1



S 2953

HANDLEBAR AND CONTROLS

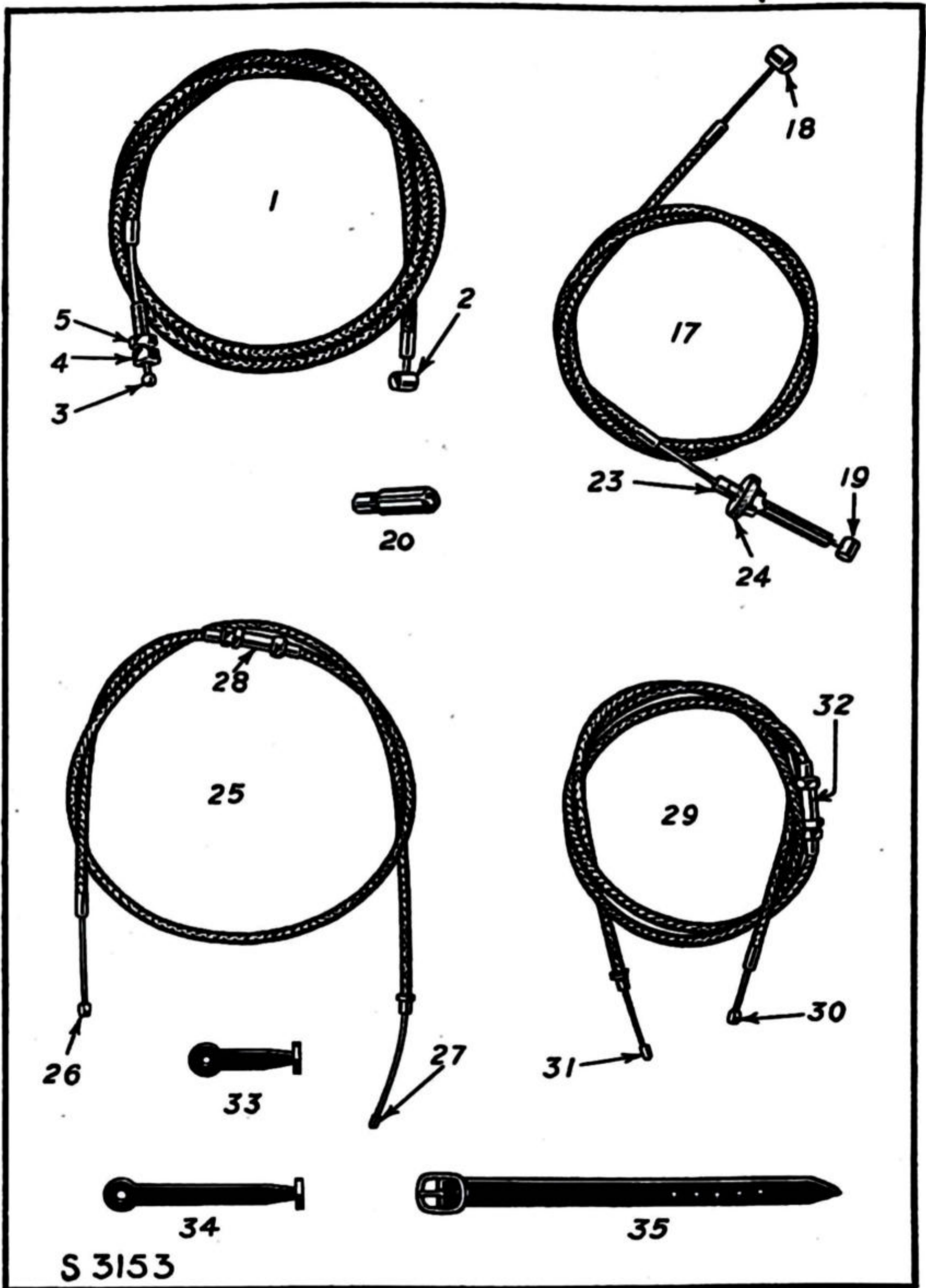
Illus. No.	No. of part.	Description.	No. per set
	38529.. ..	Handlebar bend c/w control levers and cables	1
1	34625.. ..	Handlebar bend only	1
	AM/18/616 ..	Clutch control complete	1
2	AM/18/543 ..	Clutch lever	1
3	AM/18/584 ..	" " bracket	1
4	AM/18/606 ..	" " " clamp	1
5	AM/18/300 ..	" " " " bolt	2
6	AM/18/087 ..	Fulcrum pin	1
7	AM/18/053 ..	" " nut	1
	AM/18/675 ..	Front brake control complete	1
8	AM/18/535 ..	" " lever	1
9	AM/18/678 ..	" " " bracket	1
6	AM/18/087 ..	Fulcrum pin	1
7	AM/18/053 ..	" " nut	1
10	AM/12/040 ..	Clamp	1
11	AM/11/014 ..	" screw	2
12	AM/18/679 ..	Cable nipple holder	1
13	AM/18/676 ..	" guide	1
14	AM/18/677 ..	" " pin	1
15	AM/301/023	" " " nut	1
16	AM/18/680 ..	" stop	2
17	AM/194/013	Cotter pin	1
18	AM/12/161 ..	Air control complete	1
19	AM/12/007 ..	Air lever body.	1
20	AM/12/016B	Air lever	1
21	AM/12/029 ..	Control bolt	1
22	AM/12/031 ..	" cap	1
23	AM/12/083 ..	Spring washer	1
10	AM/12/040 ..	Clamp	1
11	AM/11/014 ..	" screw	2
	AM/16/121CE	Twist grip control complete	1
24	AM/16/309 ..	Rotor	1
25	AM/16/071 ..	" rubber	1
26	AM/16/060 ..	Body, top half	1
27	AM/16/061 ..	" bottom half.. ..	1
28	AM/11/018 ..	" fixing screw	2
29	AM/16/008 ..	Friction spring	1
30	AM/16/009 ..	" " screw	1
31	AM/16/010 ..	" " " locknut	1
32	AM/16/011 ..	Cable stop	1
33	AM/16/074 ..	Dummy grip, rubber	1



S 3053

HANDLEBAR CONTROL CABLES

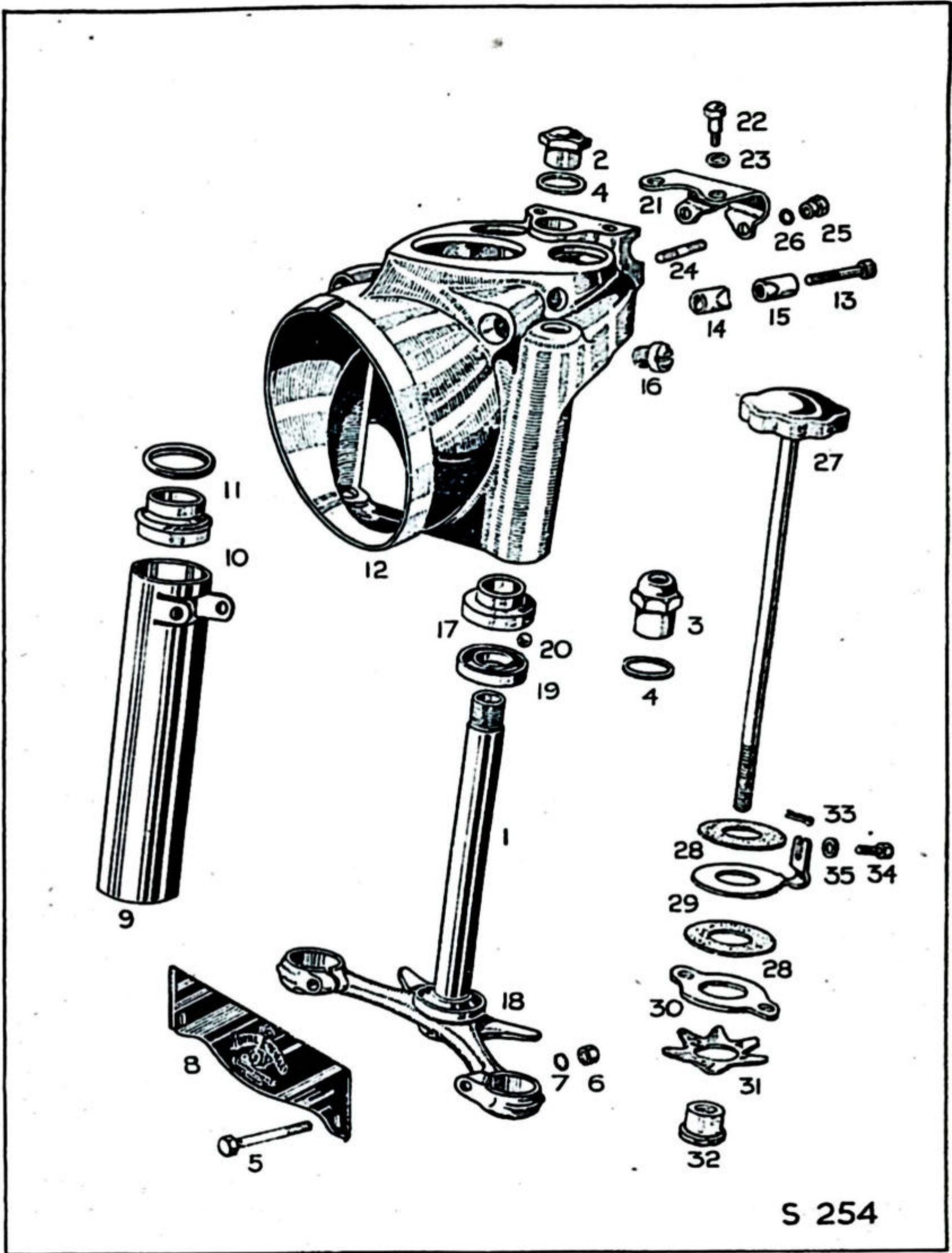
Illus. No.	No. of part.	Description.	No. per set
1	35742.. ..	Clutch cable assembly	1
2	AM/18/088 ..	" " nipple, handlebar end ..	1
3	35708.. ..	" " " gearbox end ..	1
4	9283.. ..	" " adjusting screw ..	1
5	27000.. ..	" " " " locknut ..	1
17	38702.. ..	Brake cable assembly	2
18	AM/18/067 ..	" " nipple, handlebar end ..	2
19	38031.. ..	" " " brake end ..	2
20	AM/18/680 ..	" " stop	2
23	38032.. ..	" " adjusting screw ..	2
24	14980.. ..	" " " " locknut ..	2
25	33603.. ..	Throttle cable assembly	1
26	AM/12/034 ..	" " nipple, handlebar end ..	1
27	AM/1482 ..	" " " carburettor end ..	1
29	33608.. ..	Air cable assembly	1
30	AM/12/034 ..	" " nipple, handlebar end ..	1
31	AM/1482 ..	" " " carburettor end ..	1
32	33618.. ..	Cable midway adjuster, throttle or air ..	2
33	35604.. ..	" strap, 2" long	2
34	35603.. ..	" " 3½" "	1
35	29610.. ..	" " 7" "	3



S 3153

TELESCOPIC FRONT FORK


Illus. No.	No. of part.	Description.	No. per set
	38840.. ..	Fork assy. c/w steering stem (solo) ..	1
	39255.. ..	" " c/w " " (sidecar) ..	1
	39061.. ..	Steering stem c/w cover tubes and clamp bolts (solo)	1
1	39039.. ..	Steering stem less cover tubes and clamp bolts (solo)	1
	39712.. ..	Steering stem c/w cover tubes and clamp bolts (sidecar)	1
	39713.. ..	Steering stem less cover tubes and clamp bolts (sidecar)	1
2	36094.. ..	Steering stem locknut (solo)	1
3	36163.. ..	" " " (s'car)	1
4	36095.. ..	" " " washer	1
5	39038.. ..	" crown clamp bolt	2
6	27944.. ..	" " " " nut	2
7	27917.. ..	" " " " washer	2
8	39639.. ..	" " cover plate	1
9	38881.. ..	Steering stem cover tube	2
10	38844.. ..	" " " " bush	2
11	38877.. ..	" " " " rubber washer	2
12	38889.. ..	Fork head headlamp casing c/w ball race and handlebar studs	1
13	38888.. ..	Clip bolt	1
14	38886.. ..	" " sleeve (tapped)	1
15	38887.. ..	" " " (plain)	1
16	38968.. ..	Fork plug screw	2
17	27248.. ..	Ball race (fork head)	1
18	27249.. ..	" " (crown)	1
19	34085.. ..	" " (frame)	2
20	32018.. ..	Ball, $\frac{1}{4}$ " diameter	38
21	38895.. ..	Handlebar clip	1
22	35699.. ..	" " screw	2
23	8894.. ..	" " " washer	2
24	36304.. ..	" " stud, $\frac{5}{16}$ " \times $1\frac{3}{16}$ " \times 26	2
25	26168.. ..	" " " nut (chrome)	2
26	14691.. ..	" " " washer	2
STEERING DAMPER (s'car only)			
27	39714.. ..	Damper knob and rod	1
28	15248.. ..	" friction disc	2
29	35499.. ..	" anchor plate	1
30	35476.. ..	" pressure plate	1
31	15252.. ..	" star spring washer	1
32	35477.. ..	" centre	1
33	30779.. ..	" rod split pin, $\frac{1}{16}$ " \times $\frac{3}{4}$ "	1
34	251.. ..	" anchor plate pin	1
35	7674.. ..	" " " " washer	1



S 254

TELESCOPIC FRONT FORK—Contd.

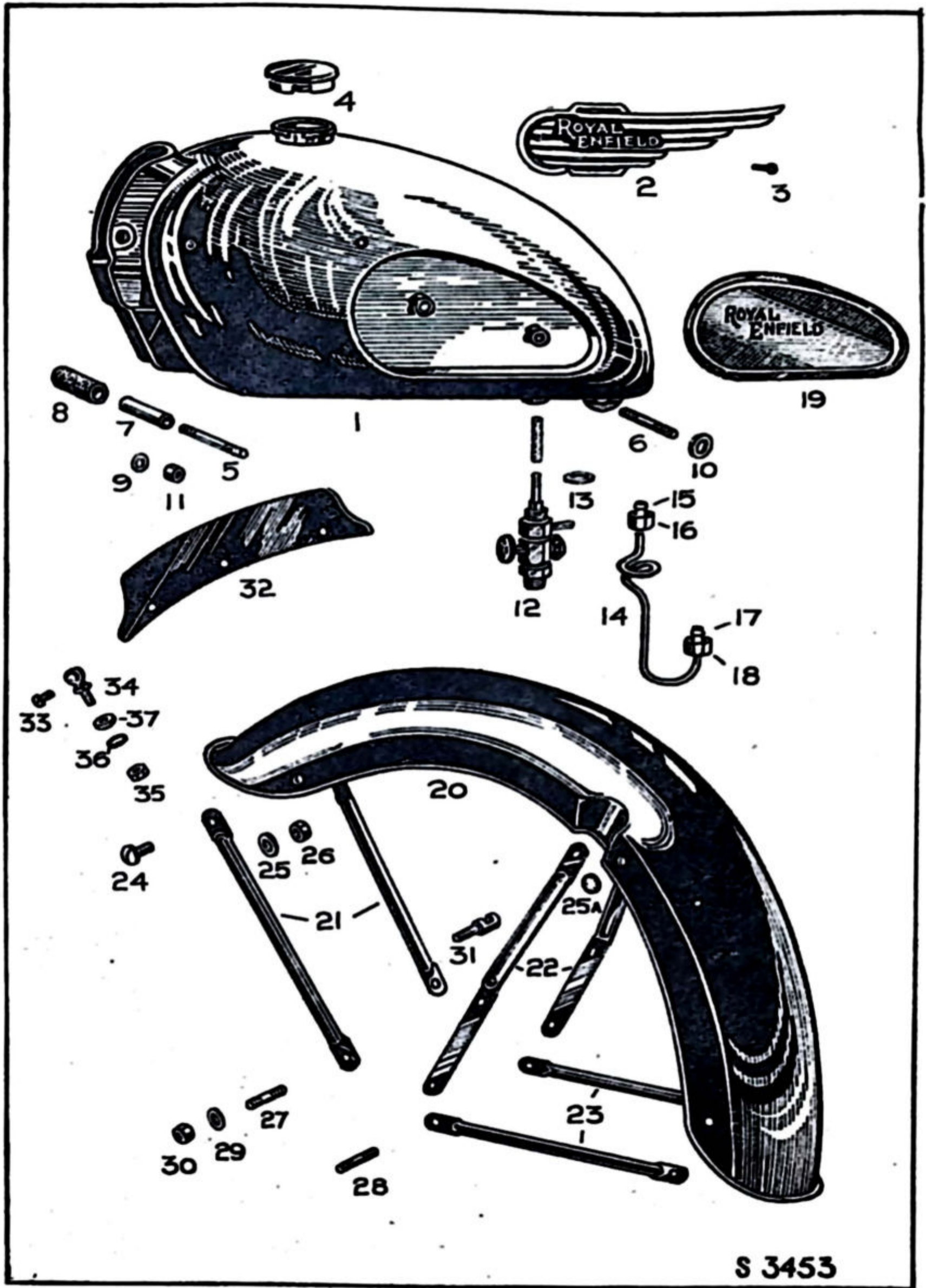
Illus. No.	No. of part.	Description.	No. per set
1	38970.. ..	Main tube (top, fixed)	2
2	38156.. ..	" " bush	2
3	38138.. ..	" " valve port	2
4	38073.. ..	" " " plate	2
5	38074.. ..	" " " circlip	2
6	38148.. ..	Bottom tube and lug R.H. (solo)	1
	38066.. ..	" " " " L.H. (solo)	1
	39719.. ..	" " " " R.H. (s'car)	1
	39720.. ..	" " " " L.H. (s'car)	1
7	38593.. ..	" " lug cap	2
9	38063.. ..	Bottom tube lug stud $\frac{5}{16}'' \times 1\frac{3}{8}'' \times 22$	4
10	34705.. ..	" " " " nut	4
11	27917.. ..	" " " " washer	4
12	36176.. ..	Bottom tube bush	2
13	38808.. ..	" " oil seal assy.	2
15	37923.. ..	" " " " washer	2
16	38299.. ..	Fork spring (solo)	2
	38300.. ..	" " (s'car)	2
22	38069.. ..	" " guide (bottom bronze)	2
23	38076.. ..	" " " nut	2
24	38072.. ..	" " oil valve plate	2
25	37886.. ..	" " " " circlip	2
26	38067.. ..	" " stud	2
27	38080.. ..	" " " nut (bottom of stud)	2
28	34790.. ..	" " " washer	2
29	38075.. ..	Oil control collar (on stud)	2
31	38842.. ..	Fork air filter gauze	2
	39711.. ..	Licence holder bracket	1
	14447.. ..	" " " pin	1
	27001.. ..	" " " " nut	1
	27917.. ..	" " " " washer	1



S 354

PETROL TANK, FRONT MUDGUARD AND NUMBER PLATE

Illus. No.	No. of part.	Description.	No. per set
1	36435.. ..	Petrol tank, less motifs and all loose fittings	1
	37633.. ..	" " motif, R.H.	1
2	37634.. ..	" " " L.H.	1
3	32020.. ..	" " " screw	4
4	15941.. ..	" " filler cap	1
5	25336.. ..	Petrol tank stud, front, $\frac{3}{8}$ " \times 3" \times 26.. ..	1
6	20945.. ..	" " " rear, $\frac{3}{8}$ " \times 2 $\frac{5}{8}$ " \times 26	1
	34861.. ..	" " buffer sleeve rubber and tube	1
7	34862.. ..	" " buffer sleeve tube	1
8	34338.. ..	" " " " (rubber)	1
	37315.. ..	" " attachment packing washer	2
9	27918.. ..	" " stud washers (front)	2
10	6740.. ..	" " " " (rear)	2
11	26995.. ..	" " " nuts	4
12	36583.. ..	Petrol tap and strainer	1
13	5662.. ..	" " fibre washer	1
14	38824.. ..	" pipe complete	1
15	5663.. ..	" " nipple (top)	1
16	5657.. ..	" " nut (top)	1
17	AM/14/026 ..	" " nipple (bottom)	1
18	AM/14/042 ..	" " nut (bottom)	1
	36462.. ..	Knee grip (R.H.)	1
19	36461.. ..	" " (L.H.)	1
20	39625.. ..	Mudguard only	1
21	38759.. ..	" stay (front) } solo only	2
22	38760.. ..	" " (centre) }	2
	39325.. ..	Mudguard only	1
	39326.. ..	" stay (front) } s'car	2
	39327.. ..	" " (centre) } only	2
	39721.. ..	" " (rear)	2
24	18446.. ..	" bolt (to stay)	6
25	5246.. ..	" " washer, plain	6
25A	27916.. ..	" " washer, shakeproof	6
26	26998.. ..	" " nut	6
27	38149.. ..	" stay stud, $\frac{5}{16}$ " \times $\frac{7}{8}$ " \times 22 (B.S.F.)	2
28	38150.. ..	" stay stud, $\frac{5}{16}$ " \times 1" \times 22 (B.S.F.)	2
29	27917.. ..	" " " washer	6
30	27944.. ..	" " " nut	6
31	38904.. ..	Brake cable adjuster carrier (solo)	2
	39331.. ..	" " " " (s'car)	2
32	36485.. ..	Number plate	1
33	5171.. ..	" " screw	3
34	14904.. ..	" " clip	3
35	14906.. ..	" " " nut	3
37	14905.. ..	" " packing piece	3



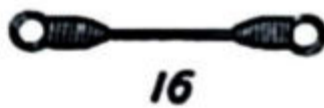
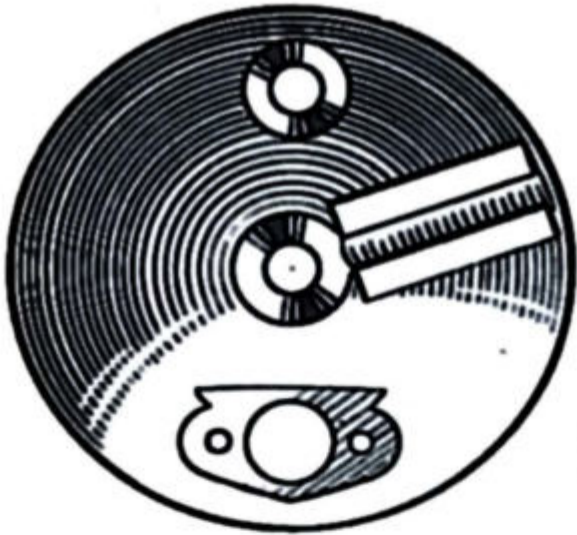
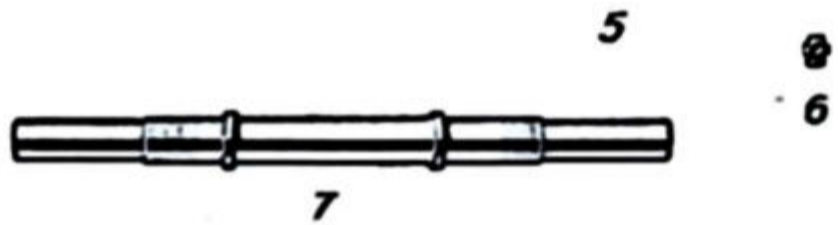

S 3453

FRONT WHEEL AND BRAKE

Illus. No.	No. of part.	Description.	No. per set
	37277.. ..	Wheel c/w brake assy., less tyre (WM 2-19 rim) ..	1
1	37639.. rim WM 2-19	1
3	*29205.. spoke 6 $\frac{5}{8}$ " \times 10G. B8G	40
4	*29206.. nipple	40
5	37320.. ..	Hub and brake drums with grease nipples ..	1
6	TC/PZ6 grease nipple	2
7	36468.. spindle	1
8	SKF/RLS5 journal bearing, $\frac{5}{8}$ " \times 1 $\frac{9}{16}$ " \times $\frac{7}{16}$ " ..	2
9	30538.. distance washer ..	1
10	21466.. felt washer	2
11	38042.. ..	Brake shoe with lining and spring posts ..	4
12	37786BX lining (1 pair, c/w rivets) ..	2
16	29236.. return spring	8
17	29237.. " " post	8
18	38386.. pivot pin	2
19	17551.. " " washer	2
20	28715.. " " locknut, $\frac{5}{8}$ " \times 26 ..	2
	36469.. cover plate, R.H.	1
21	34906.. " L.H.	1
22	31347.. " nut	2
23	27067.. operating cam	2
24	14472.. " plug screw	2
25	26836.. " bush	2
26	252.. " " pin, $\frac{1}{4}$ " \times $\frac{3}{4}$ " \times 26 ..	4
27	7916.. " " nut	4
28	37906.. " " spring washer ..	4
	38905.. lever, R.H.	1
29	38906.. " L.H.	1
30	10314.. " nut, $\frac{7}{16}$ " dia. ..	2
31	14613.. " spring washer ..	2

*Spokes and nipples screwed .140" dia. \times 40 T.P.I.


S 3553



REAR WHEEL AND BRAKE

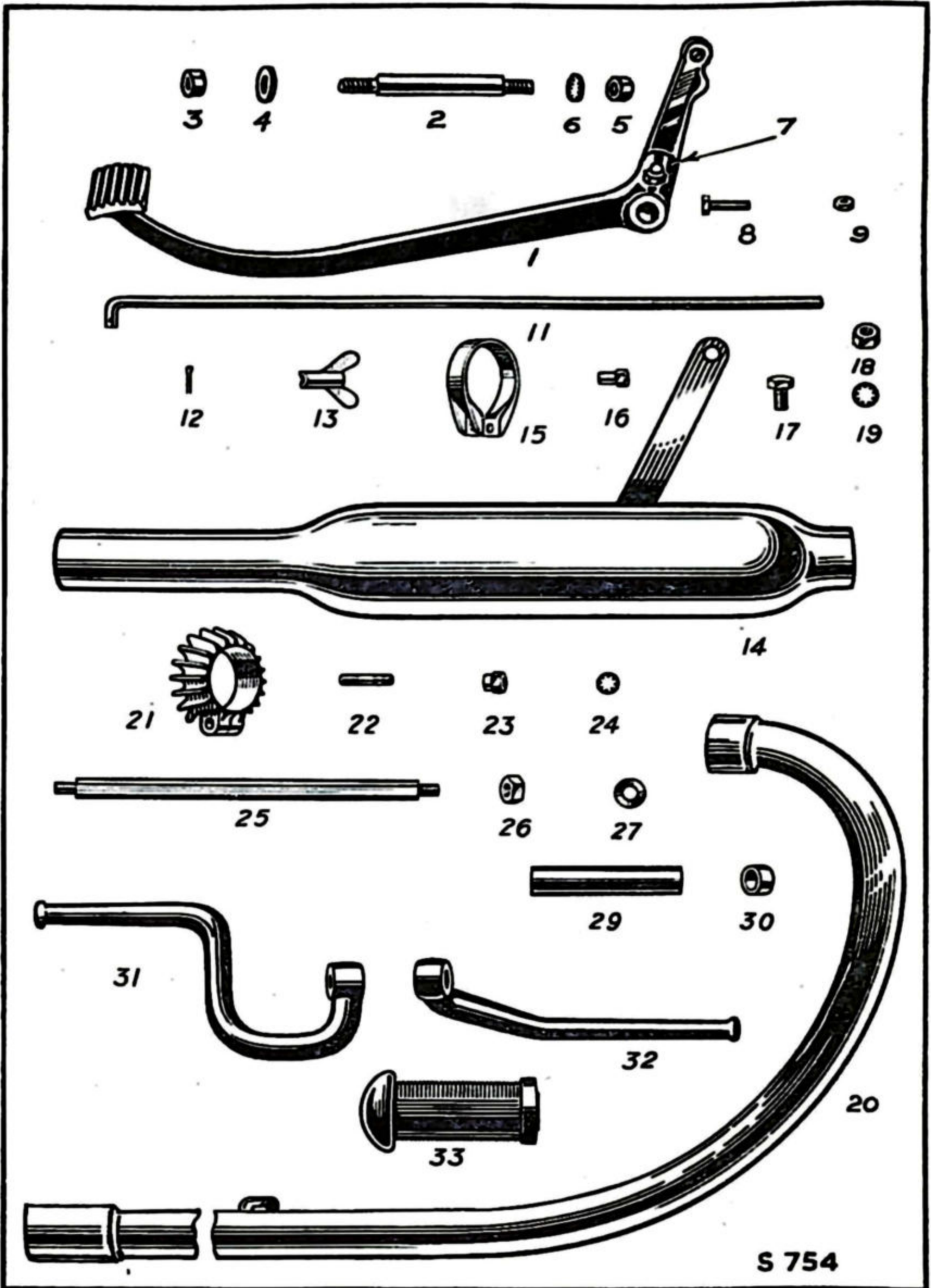
Illus. No.	No. of part.	Description.	No. per set
	37278.. ..	Wheel c/w cush drive and brake assy. less tyre, (WM2-19 rim)	1
1	29486C ..	Wheel rim WM2-19	1
3	*37187.. ..	" spoke, 7 $\frac{7}{8}$ " long 10G, B8G	20
4	*37186.. ..	" " 8 $\frac{5}{8}$ " " " " "	20
5	*29206.. ..	" " nipple	40
6	36675.. ..	Hub with grease nipple, less drum and sprocket	1
7	TC/PZ6 ..	" grease nipple	1
8	26287.. ..	Brake drum and sprocket 46T	1
9	10097.. ..	Sprocket lock ring	1
10	32431.. ..	" " " pin	3
11	26158.. ..	" " " " nut	3
12	14691.. ..	" " " " washer	3
13	26193.. ..	" cush rubber	6
14	36677.. ..	Hub spindle	1
15	36650.. ..	" spindle nut	2
16	37140.. ..	" " distance collar, R.H., $\frac{1}{8}$ " thick	1
16A	36678.. ..	" " " " L.H., $\frac{7}{16}$ " "	1
17	SKF/RMS5 ..	Hub journal bearing, $\frac{5}{8}$ " \times 1 $\frac{13}{16}$ " \times $\frac{5}{8}$ "	2
21	9484.. ..	" felt washer $\frac{13}{16}$ " \times 1 $\frac{5}{8}$ " \times $\frac{3}{16}$ "	2
22	31962.. ..	" grease retainer	1
23	38043.. ..	Brake shoe with lining and spring posts	2
24	37787BX ..	" " lining, (one pair c/w rivets)	1
26	26033.. ..	" " spring, long	1
27	26034.. ..	" " " short	1
28	36959.. ..	" " pivot pin	1
29	36679.. ..	" " " " locknut $\frac{1}{2}$ " \times 26	1
	20112.. ..	" " " " washer	1
30	36525.. ..	Brake cover plate	1
31	7598.. ..	" " " anchor nut	1
32	11203.. ..	" " " distance washer (behind plate)	2
33	26346.. ..	Brake operating cam	1
34	14472.. ..	" " " plug screw	1
35	26347.. ..	" " " bush	1
36	26309.. ..	" " " " pin, $\frac{1}{4}$ " \times $\frac{9}{16}$ " \times 26	1
37	35140.. ..	" " " " " $\frac{1}{4}$ " \times $\frac{13}{16}$ " \times 26 (special)	1
38	4895.. ..	" " " " pin nut	2
39	23371.. ..	" " lever and trunnion	1
40	10314.. ..	" " " nut, $\frac{7}{16}$ " dia.	1
41	14613.. ..	" " " washer	1
42	36904.. ..	" return spring	1
43	36649.. ..	Rear hub adjuster	2

*Spokes and nipples screwed .140" dia. \times 40 T.P.I.



REAR BRAKE CONTROL, EXHAUST SYSTEM AND FOOTRESTS

Illus. No.	No. of part.	Description.	No. per set
1	38205.. ..	Brake pedal and greaser	1
3	26995.. ..	" " securing nut $\frac{3}{8}$ " \times 26	1
4	15641.. ..	" " " " washer	1
2	34136.. ..	" " fulcrum stud	1
5	10314.. ..	" " fulcrum stud nut $\frac{7}{16}$ " \times 26	1
6	27919.. ..	" " " " washer	1
8	4860.. ..	" " stop pin, $\frac{1}{4}$ " \times 1 $\frac{1}{16}$ " \times 26	1
9	27000.. ..	" " " " locknut	1
10	TC/PZ6	" " grease nipple	1
11	38600.. ..	Brake operating rod	1
	14691.. ..	" " " " washer	1
12	30779.. ..	" " " split pin, $\frac{1}{16}$ " \times $\frac{3}{4}$ "	1
13	17691.. ..	" " " adjusting nut	1
14	37982.. ..	Silencer, R.H... .. .	1
	37983.. ..	" L.H.	1
15	12882.. ..	" clip (to exhaust pipe)	2
8	4860.. ..	" " bolt, $\frac{1}{4}$ " \times 1 $\frac{1}{16}$ " \times 26	2
16	12881.. ..	" " " nut	2
17	16320.. ..	" attachment bolt, $\frac{3}{8}$ " \times $\frac{5}{8}$ " \times 26	2
18	26995.. ..	" " " nut	2
19	27918.. ..	" " " shakeproof washer	2
20	37460.. ..	Exhaust pipe, standard R.H.	1
	37461.. ..	" " " L.H.	1
21	26281.. ..	" " clip (head)	2
22	22550.. ..	" " " stud, $\frac{5}{16}$ " \times 1 $\frac{3}{8}$ " \times 26	2
23	7216.. ..	" " " " nut	2
24	27917.. ..	" " " " shakeproof washer	2
25	38959.. ..	Footrest support bar	1
26	1898.. ..	" " " nut $\frac{7}{16}$ " \times 26	2
27	20018.. ..	" " " " washer	2
29	39197.. ..	Footrest distance tube, centre, 3 $\frac{3}{4}$ " long	1
30	24238.. ..	" " " R.H. $\frac{1}{2}$ " "	1
31	35020.. ..	" arm, L.H.	1
32	33162.. ..	" " R.H.	1
33	25838.. ..	" " rubber	2

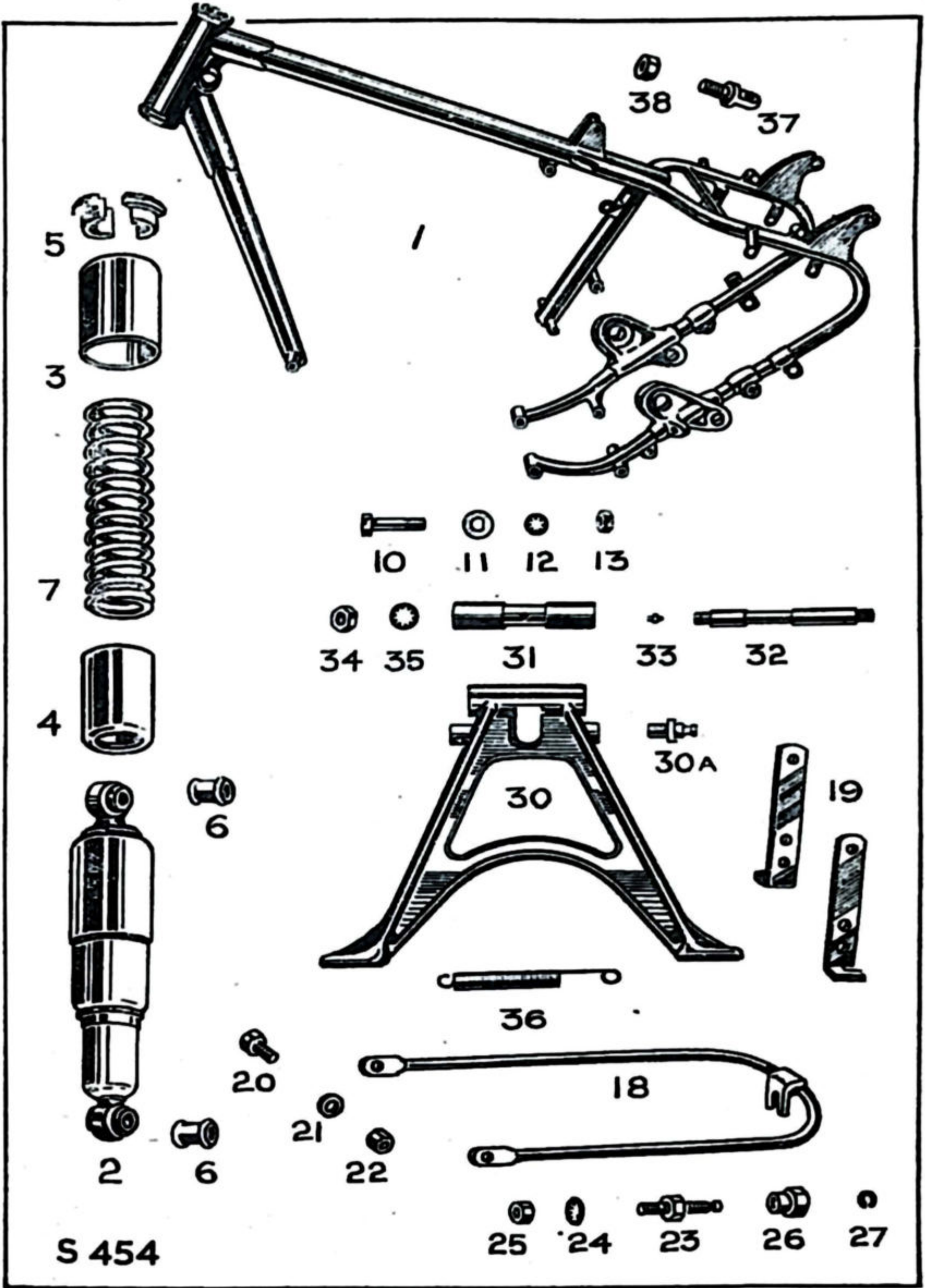


S 754

FRAME, REAR SUSPENSION, FRONT AND CENTRE STANDS

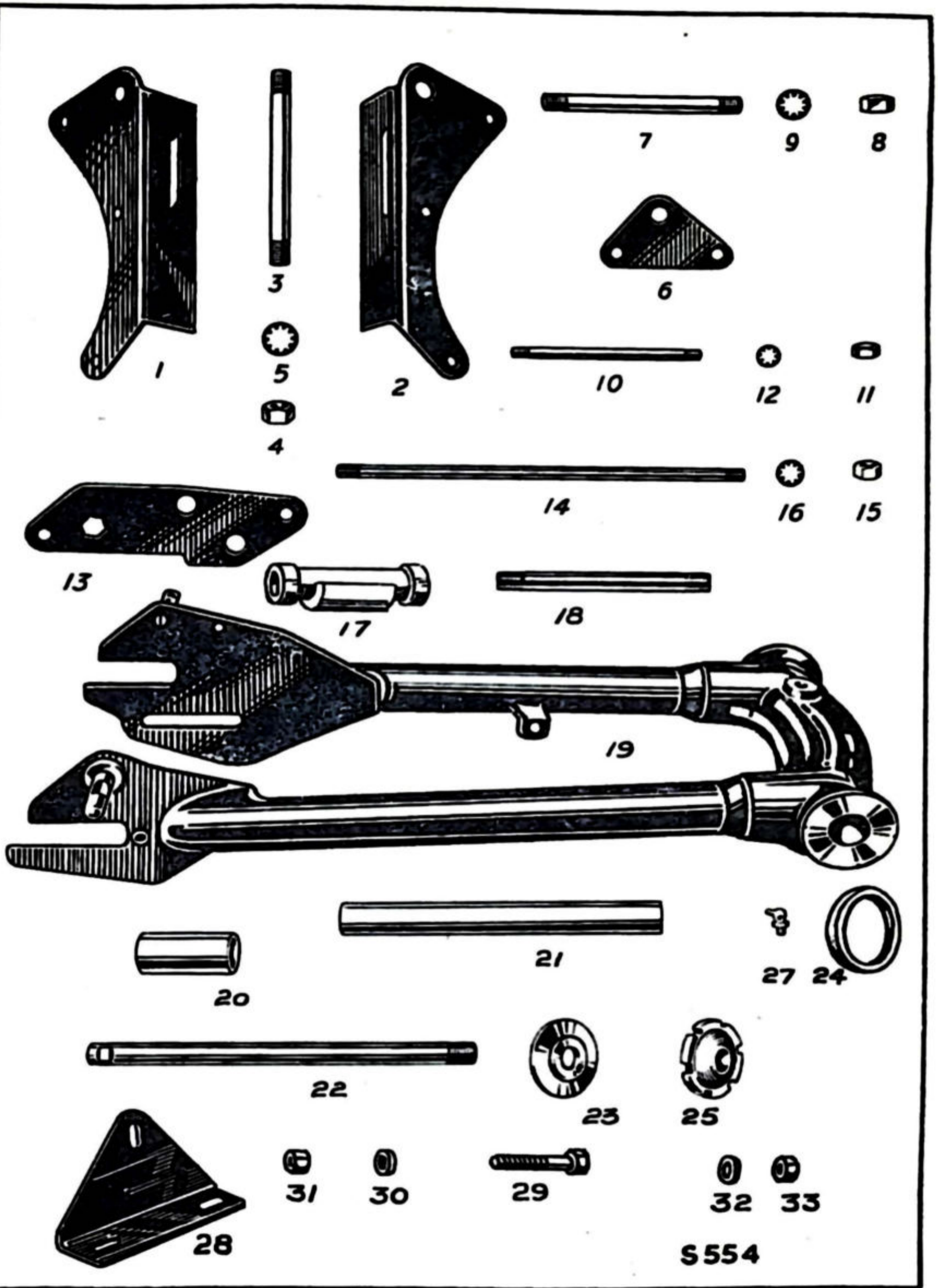
Illus. No.	No. of part.	Description.	No. per set
1	38941.. ..	Frame assy. with head races, less all other loose fittings	1
2	38573.. ..	Spring box assy. c/w bushes (solo)	2
	39989	" " " " " (s'car)	2
	38573A	" " " " less bushes (solo)	2
	39989A	" " " " " (s'car)	2
3	38573B	" " outer shroud	2
4	38573C	" " inner "	2
5	38573D	" " top spring abutment	2
6	38573E	" " upper and lower bush	4
7	39984.. ..	Suspension spring (solo)	2
	39985.. ..	" " (s'car)	2
10	34103.. ..	Spring box pivot pin (top) $\frac{3}{8}$ " \times $1\frac{1}{2}$ " \times 20	2
11	33783... ..	" " " " lock washer	4
12	27918.. ..	" " " " washer.. ..	4
13	DE394	" " " " nut $\frac{3}{8}$ " \times 20	4
18	*38900.. ..	Front stand	1
19	38902.. ..	" " bracket, R.H.	1
	38903.. ..	" " " " L.H.	1
20	20193.. ..	" " pivot bolt	2
21	15641.. ..	" " " " washer	2
22	27001.. ..	" " " " locknut	2
23	21914.. ..	" " clip stud $\frac{5}{16}$ " \times $1\frac{9}{16}$ special	1
24	27917.. ..	" " " " washer	1
25	27001.. ..	" " " " nut	1
26	6148.. ..	" " securing nut	1
27	6198.. ..	" " " " retaining ring	1
30	38152.. ..	Centre stand	1
30A	38861.. ..	" " spring post	1
31	33824.. ..	" " bearing sleeve	1
32	34113.. ..	" " spindle	1
33	TC/PZ6	" " " " grease nipple.. ..	1
34	21898.. ..	" " " " nut $\frac{7}{16}$ " \times 26	2
35	37919.. ..	" " " " spring washer	2
36	4908.. ..	" " " " spring	1
37	36377.. ..	Sidecar attachment eye	1
38	J150	" " " " locknut	1

* Front stand and fittings are used on solo machines only.



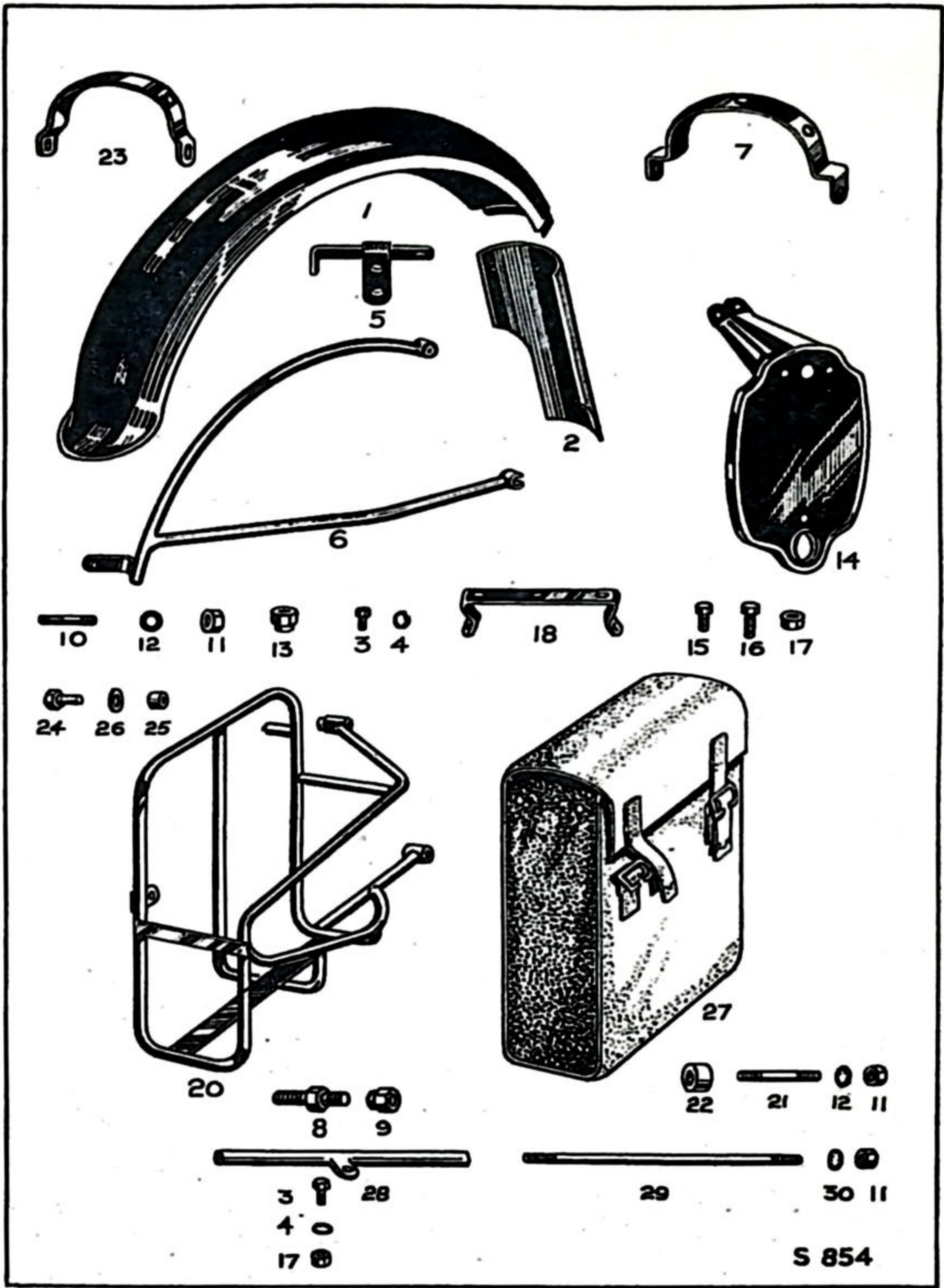
FRAME ASSEMBLY—Contd.

Illus. No.	No. of part.	Description.	No. per set
1	34100.. ..	Front engine plate, R.H.	1
2	34101.. ..	" " " L.H.	1
3	35948.. ..	" " " stud (frame) $\frac{1}{2}$ " \times 5" \times 26	1
4	402.. ..	" " " " nut	2
5	27920.. ..	" " " " washer	2
6	32836.. ..	Gearbox plate	2
7	35417.. ..	" " stud (frame) $\frac{7}{16}$ " \times 4 $\frac{13}{16}$ " \times 26	1
8	1898.. ..	" " " nut	2
9	27919.. ..	" " " washer	2
10	20689.. ..	" " stud (gearbox) $\frac{5}{16}$ " \times 4 $\frac{5}{8}$ " \times 26	2
11	26997.. ..	" " " nut	4
12	27917.. ..	" " " washer	4
13	39209.. ..	Rear engine plate, R.H.	2
	39210.. ..	" " " L.H.	1
14	37139.. ..	" " " stud (frame) $\frac{3}{8}$ " \times 10 $\frac{7}{16}$ " \times 26	1
15	26995.. ..	" " " " nut	2
16	6740.. ..	" " " " washer	2
17	35060.. ..	" " " stand stop and distance piece	1
	39249.. ..	" " " distance tube, 1 $\frac{1}{8}$ " long	1
18	14176.. ..	" " " stud (gearbox) $\frac{1}{2}$ " \times 5 $\frac{3}{16}$ " \times 26 ..	1
4	402.. ..	" " " " nut	2
5	27920.. ..	" " " " washer	2
19	39183.. ..	Chainstay assy. bushed	1
20	33785.. ..	" bearing bush	2
21	37761.. ..	" " tube	1
22	39136.. ..	" " stud	1
23	39135.. ..	" " thrust washer	2
24	39734.. ..	" " dust excluder	2
25	38894.. ..	" " nut	2
27	TC/PZ6	" " grease nipple, 45°	1
28	38719.. ..	Engine steady	2
29	39228.. ..	" " bolt	1
30	36633.. ..	" " " washer	2
31	26995.. ..	" " " nut	1
32	8634.. ..	" " stud washer	4
33	27621.. ..	" " " nut	4



REAR MUDGUARD, NUMBER PLATE AND PANNIERS

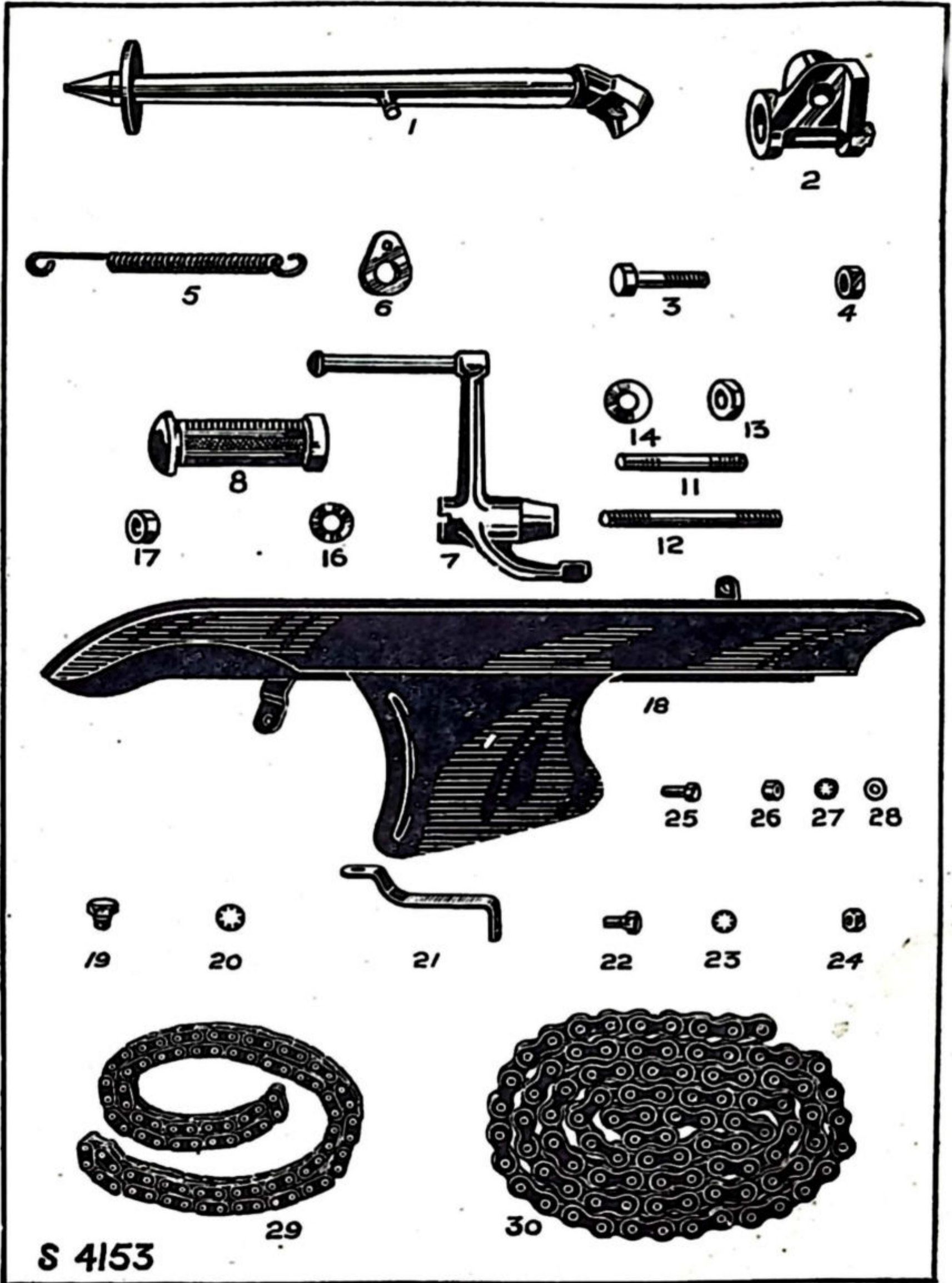
Illus. No.	No. of part.	Description.	No. per set
	38457.. ..	Mudguard (fixed and detachable halves) ..	1
1	38455.. ..	" (detachable half) ..	1
2	35441.. ..	" (fixed half) ..	1
3	251.. ..	" bolt, $\frac{1}{4}$ " \times $\frac{1}{2}$ " \times 26 ..	7
	26998.. ..	" " nut ..	7
4	27916.. ..	" " shakeproof washer ..	7
5	34127.. ..	Mudguard bracket (to gear box) ..	1
6	38954.. ..	" carrier (tubular) R.H. ..	1
	38955.. ..	" " " L.H. ..	1
7	38953.. ..	" " bridge ..	1
8	37256.. ..	" carrier stud, $\frac{1}{2}$ " \times $2\frac{1}{4}$ " \times 26 (bottom fixing) ..	2
9	20356.. ..	" " " nut (shouldered) ..	2
10	36072.. ..	" " stud, $\frac{3}{8}$ " \times $2\frac{3}{16}$ " \times 26 (top fixing) ..	2
11	26995.. ..	" " " nut ..	2
12	15641.. ..	" " " washer ..	2
13	18494.. ..	" " " nut (shouldered) ..	2
14	38526.. ..	Number plate ..	1
15	4281.. ..	" " bolt, $\frac{1}{4}$ " \times $\frac{3}{8}$ " \times 26 (top fixing) ..	2
16	10218.. ..	" " " $\frac{1}{4}$ " \times $\frac{9}{16}$ " \times 26 (bottom) ..	1
17	26998.. ..	" " " nut ..	3
4	27916.. ..	" " " washer ..	3
	18229.. ..	" " distance washer ..	1
18	16183.. ..	" " support strap ..	1
16	10218.. ..	" " " bolt, $\frac{1}{4}$ " \times $\frac{9}{16}$ " \times 26 ..	2
17	26998.. ..	" " " bolt nut ..	2
4	27916.. ..	" " " washer ..	2
SPECIAL PARTS FOR PANNIER EQUIPMENT			
20	39648.. ..	Mudguard and pannier carrier R.H. ..	1
	39649.. ..	" " " " L.H. ..	1
21	38497.. ..	Pannier carrier stud (top), $\frac{3}{8}$ " \times $3\frac{7}{16}$ " ..	2
22	38498.. ..	" " " collar ..	2
23	39593.. ..	Pannier carrier bridge ..	1
24	10142.. ..	" " " pin ..	2
25	39647.. ..	" " " collar ..	2
27	38559.. ..	Pannier bag ..	2
28	39644.. ..	Pannier support tube ..	1
29	36819.. ..	" " " stud ..	1
30	27918.. ..	" " " washer ..	2
26	39645.. ..	" " " collar ..	2
11	26995.. ..	" " " nut ..	2
3	251.. ..	" " " bolt ..	1
4	27916.. ..	" " " washer ..	1
17	26998.. ..	" " " nut ..	1



S 854

PROP STAND, PILLION FOOTRESTS, CHAIN GUARD AND CHAINS

Illus. No.	No. of part.	Description.	No. per set
1	37188.. ..	Prop stand leg	1
2	38789.. ..	" " body	1
3	38790.. ..	" " pivot pin, $\frac{7}{16}$ " \times $1\frac{1}{2}$ " \times 26	1
	38791.. ..	" " " " spring washer	1
	13253.. ..	" " " " plain washer	1
4	37258.. ..	" " " " nut	1
5	34908.. ..	" " spring	1
6	37211.. ..	" " " tag	1
7	38098.. ..	Pillion footrest	2
8	25838.. ..	" " rubber	2
11	14398.. ..	P/rest stud, R.H., $\frac{7}{16}$ " \times $2\frac{9}{16}$ " \times 26	1
12	11994.. ..	" " L.H., $\frac{7}{16}$ " \times $3\frac{13}{16}$ " \times 26	1
13	36372.. ..	" " nut, 1" hexagon	2
14	37673.. ..	" " washer, L.H.	1
16	15111.. ..	" " washer, R.H.	1
17	1898.. ..	" " nut, .7" hexagon	2
18	36944.. ..	Chainguard, with valance	1
19	14447.. ..	" bolt, $\frac{5}{16}$ " \times $\frac{3}{8}$ " \times 26 (F. & R. ends)	2
20	27917.. ..	" " washer	2
21	37769.. ..	" bracket (front)	1
22	251.. ..	" " bolt, $\frac{1}{4}$ " \times $\frac{1}{2}$ " \times 26	1
24	26998.. ..	" " " nut	1
23	27916.. ..	" " " washer	1
25	4281.. ..	" valance bolt, $\frac{1}{4}$ " \times $\frac{3}{8}$ " \times 26	1
26	26998.. ..	" " " nut	1
27	27916.. ..	" " " washer, shakeproof	1
28	5916.. ..	" " " plain	1
29	RN/114038/94	Front chain, .375" P \times .628" W duplex \times 94 pitches	1
30	RN/110056/99	Rear chain, $\frac{5}{8}$ " P \times $\frac{3}{8}$ " W \times 99 pitches	1
	RN/110056/100	" " " 100 pitches	1



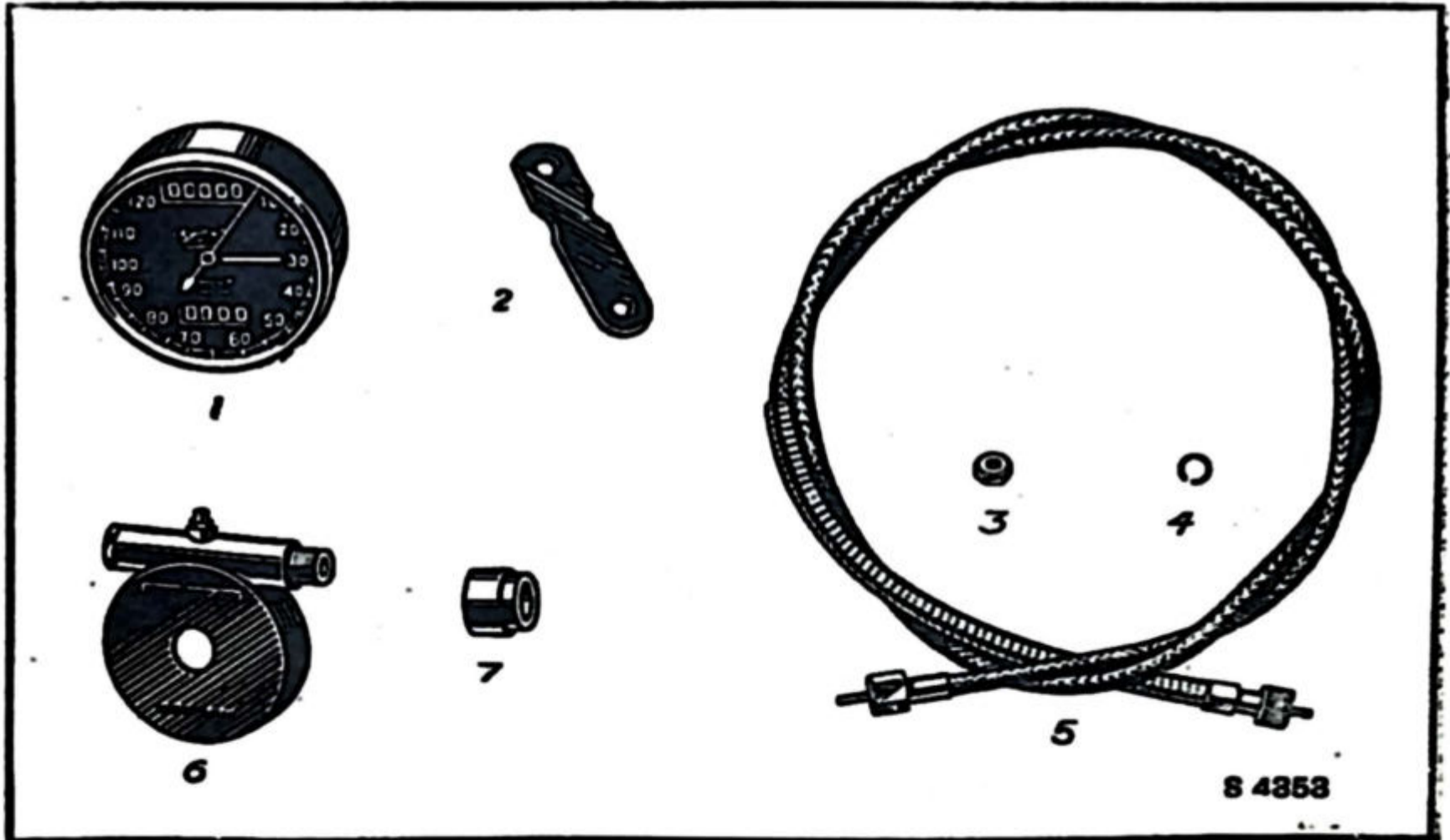
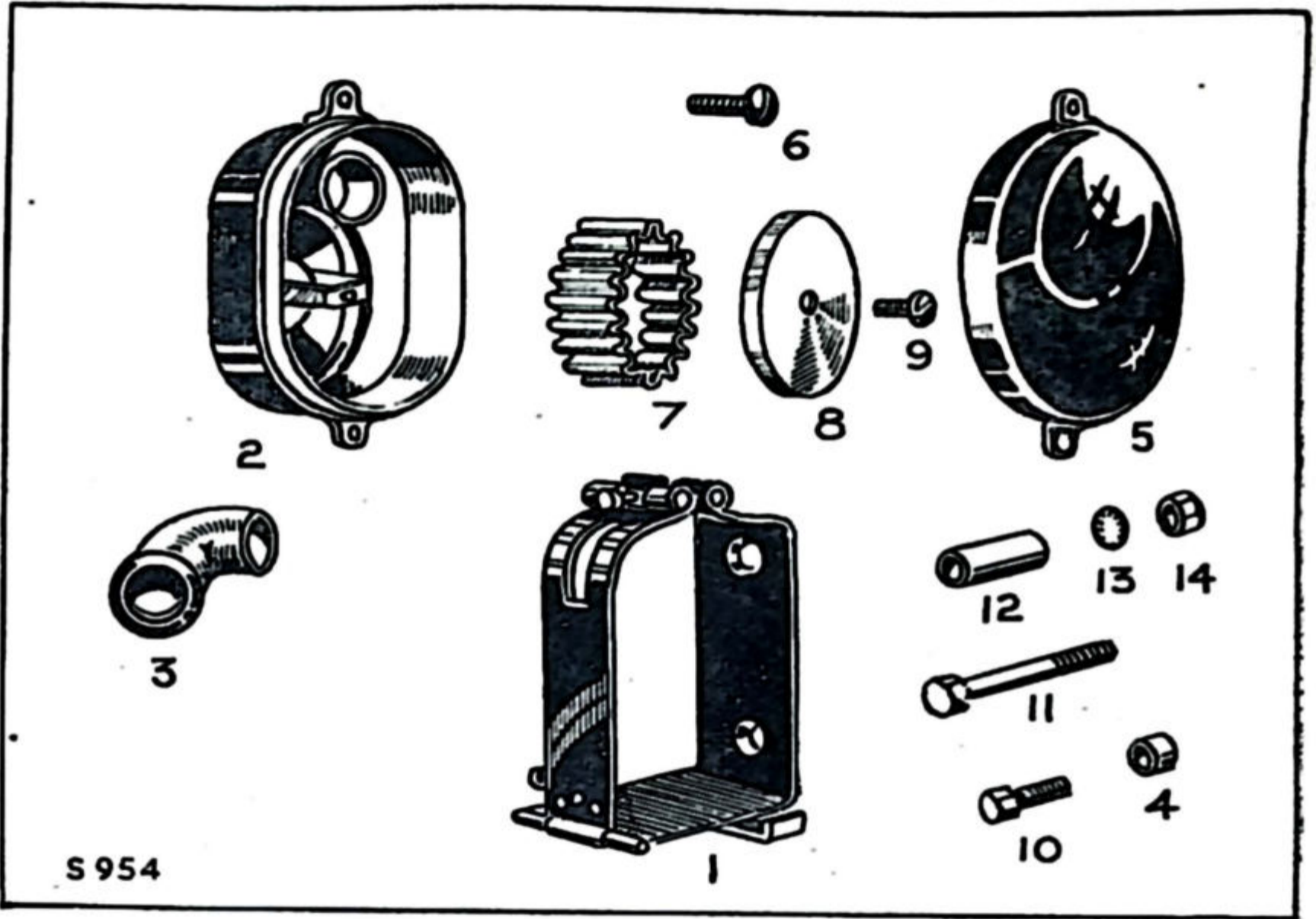
S 4153

BATTERY CARRIER AND AIR FILTER

Illus. No.	No. of part.	Description.	No. per set.
1	34191 ..	Battery carrier complete	1
	39615	Air filter complete	1
2	39560	" " body	1
3	37288	" " rubber elbow	1
4	26545	" " packing collar	1
5	39435	" " lid	1
6	37079	" " " screw	2
7	39564	" " element	1
8	39562	" " " cap (top)	1
9	11606	" " " " screw	1
10	37289	Battery carrier bolt, top $\frac{3}{8}$ " \times $1\frac{5}{16}$ " \times 26	1
11	37290	Filter and carrier bolt bottom $\frac{3}{8}$ " \times $3\frac{3}{4}$ " \times 26	1
12	35788	" " " " distance collar	2
13	27918	" " " " washer	2
14	26995	" " " " nut	2

SMITH'S SPEEDOMETER

Illus. No.	No. of part.	Description.	No. per set.
1	SM/467/59L ..	Speedometer head 120 m.p.h. trip, illuminated	1
	SM/467/68L ..	" " 180 k.p.h. trip, illuminated	1
	SM/58205	Speedometer light bulb	1
2	38896	Bracket for head	1
3	SM/N1258	Nut (fixing bracket to head)	2
4	SM/W7216	Spring washer	2
5	SM/53395/1/54	Flexible drive complete, 54 inches	1
	SM/53398/1/54	" " outer cable assembly	1
	SM/52108/1/54	" " inner " "	1
6	SM/52283/6	Gear box (self-contained) complete	1
7	32454	" " spacing collar (behind box)	1



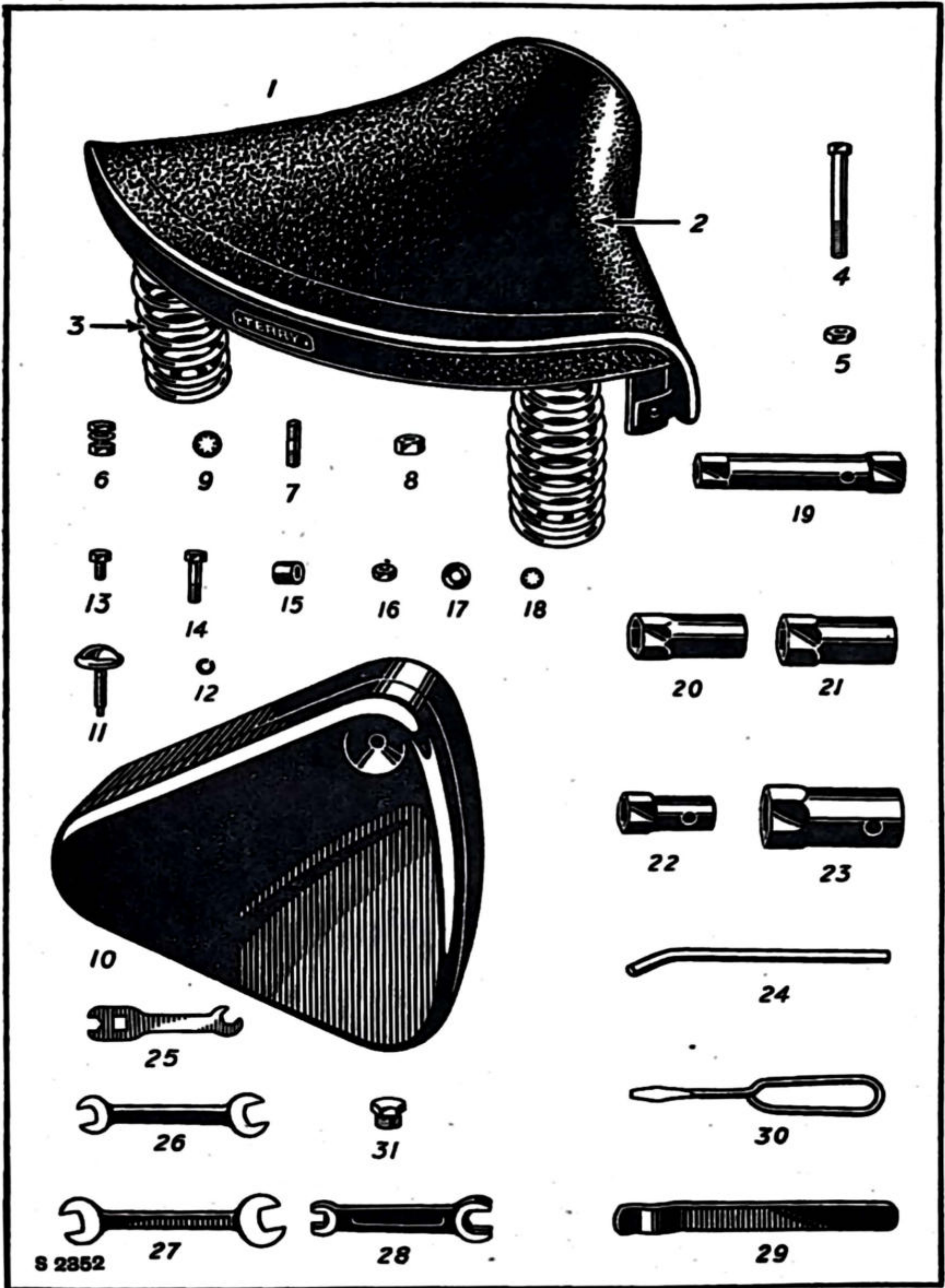
SADDLE, TOOLBOXES AND TOOLS†

Illus. No.	No. of part.	Description.	No. per set.
	36958/CB ..	Dual Seat (colour, copper-beech)	1
1	TE/S917W/CB	Saddle (colour, copper-beech)	1
2	TE/S917W/5/CB	.. waterproof top (copper-beech)	1
3	TE/S917W/1..	.. rear coil spring (7 coils)	2
4	TE/S886/2B pivot bolt, $\frac{3}{8}$" \times $2\frac{5}{8}$" \times 26	1
5	TE/S886/2N " " " nut	1
6	TE/S886/3BN	Coil spring bolt, nut and washer (top)	2
7	*37006 " " stud (bottom) $\frac{5}{16}$" \times $2\frac{13}{16}$" \times 26	2
8	27304 " " " nut, $\frac{5}{16}$" \times 26 ($\frac{5}{16}$" thick)	2
	*26997 " " " nut, $\frac{5}{16}$" \times 26 ($\frac{1}{4}$" thick)	2
9	7915 " " " washer	4
	†36304	Stud, $\frac{5}{16}$" \times $1\frac{1}{8}$"	2
10	39137	Toolbox complete, R.H.	1
	39594 " " L.H.	1
11	29174 lid screw	2
12	38803.. " " " rubber keeper washer	2
13	251 bolt (top) $\frac{1}{4}$" \times $\frac{1}{2}$" \times 26	4
14	252 " " (bottom) $\frac{1}{4}$" \times $\frac{3}{4}$" \times 26.. ..	2
15	23941 " " " distance piece	2
16	26998 " " nut	6
17	18529 " " washer	6
18	27916 " " shakeproof washer	6
19	35634	Tubular spanner, $\frac{1}{4}$" \times $\frac{5}{16}$" Whit.	1
20	21166 " " $\frac{7}{16}$" Whit.	1
21	24095 " " $\frac{3}{8}$" Whit.	1
22	35635 " " $\frac{9}{16}$" Whit.	1
23	24094 " " $\frac{11}{16}$" Whit.	1
24	29042	Tommy bar $\frac{5}{16}$" dia.	1
25	24092	Spanner, .343" \times .380" Hex.	1
26	27896 " $\frac{3}{16}$" \times $\frac{1}{4}$" Whit.	1
27	29044 " $\frac{1}{4}$" \times $\frac{5}{16}$" Whit.	1
28	6406	Combination spanner	1
29	4272	Tyre lever	1
30	3482	Screwdriver	1
	16026	Inflator, 12$\frac{1}{4}$"	1
	16014	Grease gun	1
	16007	Tool roll, canvas	1
	ST71	Leather strap, 42" \times 1"	1
	ST72	Chain rivet extractor	1
	ST73	Adjustable spanner, 7"	1
	TE/1124	Valve spring compressor	1
	TE/1167 grinding tool	1

† These tools are available but are not necessarily supplied with new machines.

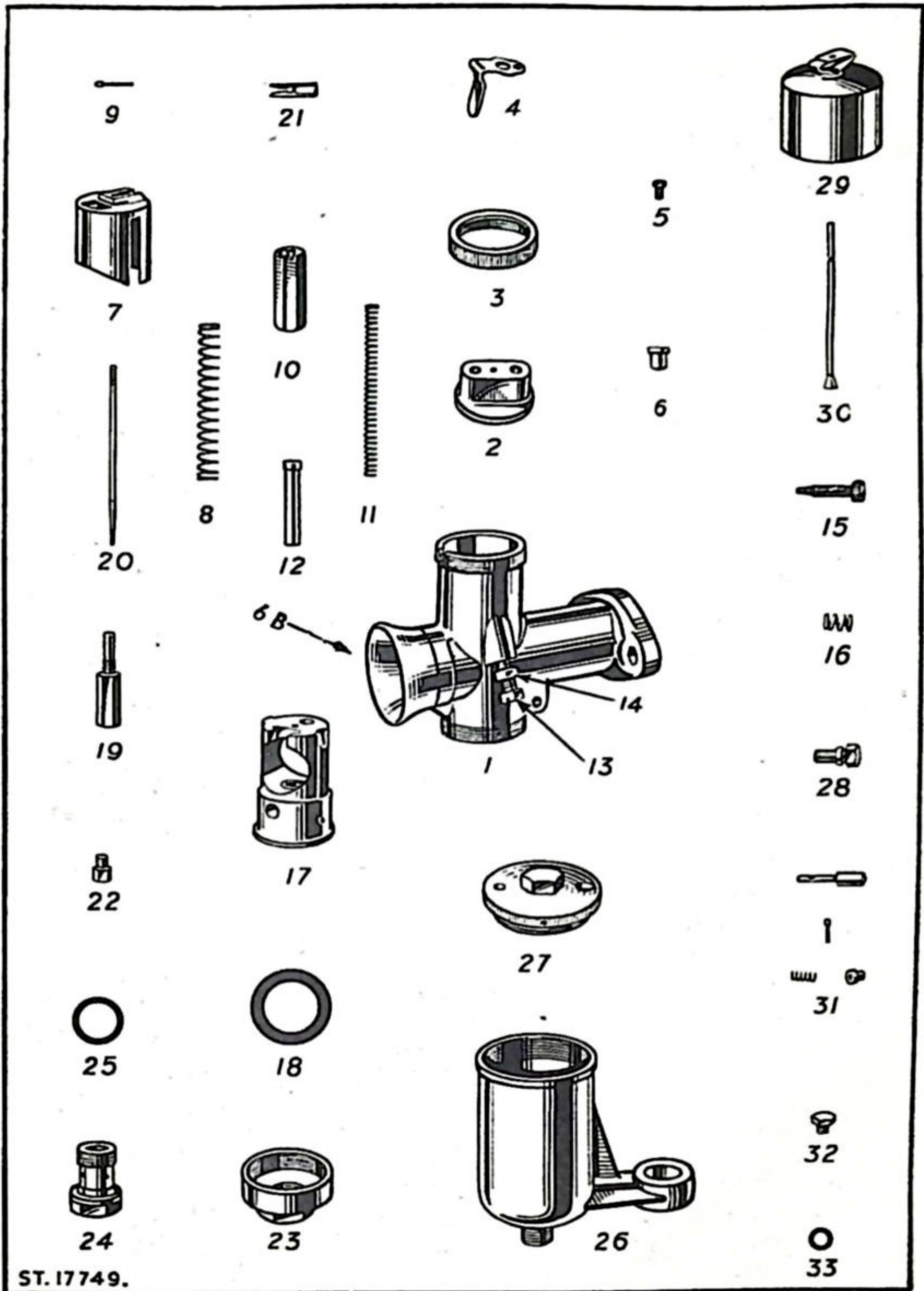
* Used only with saddle.

‡ Used only with Dual Seat.



AMAL CARBURETTOR


Illus. No.	No. of part.	Description.	No. per set
	AM/276FJ/1AT	Carburettor complete, less controls and cables	1
1	AM/276/154R	Mixing chamber body	1
2	AM/6/403	" " top	1
3	AM/6/031	" " cap ring	1
4	AM/6/248	" " " spring	1
5	AM/4/241	" " " screw	1
6	AM/6/132	Cable top hat ferrule	2
	AM/6/038	Air intake tube	1
7	AM/6/052/4	Throttle valve No. 4	1
8	AM/4/263	" " spring	1
9	AM/4/060	" " cotter	1
10	AM/6/045	Air valve	1
11	AM/4/046	" " spring	1
12	AM/6/047	" " guide	1
13	AM/4/063	Throttle stop screw	1
14	AM/16/010	" " " nut	1
15	AM/13/129	Air adjusting screw	1
16	AM/4/148	" " " spring	1
17	AM/206/059R	Jet block, complete	1
18	AM/6/040	" " washer	1
19	AM/4/061	Needle jet	1
20	AM/6/065	Jet needle	1
21	AM/4/230	" " clip	1
22	AM/4/042/170	Main jet, No. 170	1
23	AM/6/062	Mixing chamber union nut	1
24	AM/4/043	Holding bolt	1
25	AM/4/053	" " washer	2
	AM/1AT7	Float chamber, complete	1
26	AM/64/192	" " body	1
27	AM/14/208	" " cover	1
28	AM/14/021	Lock screw for cover	1
29	AM/14/015	Float	1
30	AM/14/024	Valve needle	1
31	AM/14/301	Tickler assembly	1
32	AM/13/153	Platform plug screw	1
33	AM/14/089	" " " washer	1



ST.17749.


LUCAS DYNAMO, DISTRIBUTOR, REGULATOR, HORN, IGNITION COIL AND BATTERY

Illus. No.	No. of part.	Description.	No. per set.
	LU/22003D ..	Dynamo C35SD/O H12/O	1
1	LU/220555 ..	" cover, commutator end	1
2	LU/220388 ..	" brush set	1
3	LU/220197 ..	" brush springs, set.	1
4	LU/220529 ..	" bracket, comm. end	1
5	LU/189295 ..	" " bearing	1
6	LU/220552 ..	" insulating plate and brushgear ..	1
7	LU/220556 ..	" bracket, drive end	1
8	LU/189307 ..	" " bearing	1
9	LU/188618 ..	" oil seal, Gaco, B.4868	1
10	LU/180396 ..	" sprocket nut	1
11	35525	Dynamo flange washer	1
12	35295	" " screw	3
13	27916	" " " shakeproof washer..	3
14	38196	Dynamo cradle	1
15	38150	" " stud	1
16	27944	" " " nut	1
17	27917	" " " washer	1
18	34388	" strap	2
19	35452	" " screw	4
20	34391	" " trunnion (plain)	1
21	34392	" " " (screwed).. ..	1
22	19202	" " " stud	1
23	12881	" " " " nut	1
24	5915	" " " " washer	1
	LU/40168E ..	Distributor DKX2A. AQ	1
25	LU/417497 ..	" plate assembly	1
26	LU/400136 ..	" cover	1
27	LU/404435 ..	" brush and spring	1
28	LU/400052 ..	" rotor arm	1
29	LU/400415 ..	" contact set	1
30	LU/400308 ..	" condenser	1
31	LU/415283 ..	" cam	1
32	LU/37127 ..	Voltage regulator RB107	1
	LU/335361 ..	" " cover	1
33	251	" " bolt, $\frac{1}{4}$ " \times $\frac{1}{2}$ " \times 26 C.E.I. ..	2
35	27916	" " washer	4
34	26998	" " nut	4
36	LU/069225 ..	Horn H.F.	1
37	LU/703185 ..	" bracket	1
38	35949.. ..	" " packing collar	1
39	LU/76204A ..	" push button, 4A	1
	37641.. ..	" " " attachment screw	2
40	LU/45016B ..	Ignition coil	1
41	LU/408120 ..	" " H.T. terminal nut	1
42	251.. ..	" " bolt $\frac{1}{4}$ " \times $\frac{1}{2}$ " \times 26 (C.E.1) ..	2
43	26998.. ..	" " " nut	4
44	27916.. ..	" " " washer	4
	LU/PU7E-9 ..	Battery, 6v.—12 a.h. (wet)	1
	LU/PUZ7E ..	" " " (dry)	1
	LU/4159023 ..	" cover	1
	LU/4189504 ..	" vent plug	3



LUCAS LAMPS, HORN AND IGNITION COIL

Illus. No.	No. of part.	Description.	No. per set
	LU/50943 ..	Headlamp assembly MCF 700 complete ..	1
1	LU/553248 ..	" rim (front)	1
2	LU/553267 ..	" " (fixing)	1
3	LU/144921 ..	" " adjusting screw	1
4	39218.. ..	" " fixing screw	2
5	LU/504665 ..	" unit light fixing wire	4
6	LU/553925 ..	" " light..	1
7	LU/554602 ..	" bulb holder	1
8	LU/312 ..	" main bulb, 6v., 30 x 24 watts ..	1
9	LU/361848 ..	Ammeter	1
10	LU/351551 ..	Lighting switch	1
11	LU/880521 ..	Dipper switch	1
11A	LU/31083D	Ignition switch S53	1
12	LU/312305 ..	" " key	1
13	37630.. ..	" " base washer	1
14	LU/365227 ..	Warning light assembly	1
15	LU/991 ..	" " bulb	1
	LU/52226A	Pilot lamp, L 550	2
17	LU/526495 ..	" " rim	2
18	LU/578615 ..	" " lens	2
19	LU/553780 ..	" " interior (bulb holder)	2
16	LU/526493 ..	" " rubber mounting	2
20	LU/988 ..	" " bulb, 6v. 3 watt	2
	LU/835951 ..	Lighting cable harness	1
	LU/52837 ..	Stop tail lamp c/w switch and cable ..	1
	LU/53289A	" " " No. 525	1
	38350 ..	" " " cable bushes in mudg'd carr'r	2
	LU/861050/1	" " " " leads	2
21	LU/573819 ..	Cover, plastic	1
22	LU/573814 ..	" gasket	1
23	LU/572072 ..	" securing screw	2
24	LU/166014 ..	Body securing nut	2
25	LU/188330 ..	" " " washer	2
26	LU/860428 ..	Interior	1
27	LU/352 ..	Bulb, 6v., 3/18 watts..	1
28	LU/573825 ..	Rubber cap (entry to bulb holder) ..	1
29	LU/31437A	Stoplight switch	1
30	LU/315714 ..	" " spring	1
31	39623.. ..	" " " att. clip	1
32	38701.. ..	" " " " " pin	1
33	26999.. ..	" " " " " " nut	1
34	29058.. ..	" " " " " " washer	1
35	38531.. ..	" " shield (in tool box)	1
36	38701.. ..	" switch/shield screw	3
37	26999.. ..	" " " " " nut	3
38	29058.. ..	" " " " " washer	3
39	27685.. ..	" cable slip	2
40	LU/57048A	Reflector	1
41	38717.. ..	Tail lamp clip (with panniers)	8



S 1054

CONDITIONS OF SALE AND GUARANTEE

The following is a copy of the Guarantee given by dealers in Royal Enfield Motor Cycles:

We give the following Guarantee with our Motor Cycles, Motor Cycle Combinations and Sidecars, which is given in place of any implied conditions, warranties or liabilities whatsoever, statutory or otherwise, all such implied conditions, warranties and liabilities being in all cases excluded. Any statement, description, condition, or representation contained in any catalogue, advertisement, leaflet or other publication shall not be construed as enlarging, varying or over-riding this guarantee.

In the case of machines (a) which have been used for " hiring out " purposes or (b) any motor cycle and/or sidecar used for any dirt track, cinder track, or grass track racing or competitions or any competition of any kind within an enclosure for which a charge is made for admission to take part in or view the competition or (c) machines from which the trade mark, name or manufacturing number has been removed, no guarantee of any kind is given or is to be implied.

WE GUARANTEE, subject to the conditions mentioned below, that all precautions which are usual and reasonable have been taken by us to secure excellence of materials and workmanship, but this guarantee is to extend and be in force for six months only from the date of purchase, and damages for which we make ourselves responsible under this guarantee are limited to the free supply of a new part in exchange for the part of the motor cycle, motor cycle combination or sidecar which may have proved defective. We do not undertake to replace or refix, or bear the cost of replacing or refixing, such new part in the motor cycle, motor cycle combination or sidecar. We undertake, subject to the conditions mentioned below, to make good at any time within six months any defects in these respects. As motor cycles, motor cycle combinations and sidecars are easily liable to derangement by neglect or misuse this guarantee does not apply to defects caused by wear and tear, misuse or neglect. The term " misuse " shall include amongst others the following acts :—

1. The attaching of a sidecar to the motor cycle in such a manner as to cause damage calculated to render the latter unsafe when ridden.
2. The use of a motor cycle or of a motor cycle and sidecar combined, when carrying more persons or a greater weight than that for which the machine was designed by the manufacturers.
3. The attaching of a sidecar to a motor cycle by any form of attachment not provided, supplied or approved by the manufacturers or to a motor cycle which is not designed for such use.

Any motor cycle or motor cycle combination or sidecar sent to us to be plated, enamelled or repaired will be repaired upon the following conditions, *i.e.*, we guarantee that all precautions which are usual and reasonable have been taken by us to secure excellence of materials and workmanship, such guarantee to extend and be in force for three months only from the time such work shall have been executed or until the expiration of the six months above referred to, and this guarantee is in lieu and in exclusion of any common law or statute warranty or condition, and the damages recoverable are limited to the cost of any further work which may be necessary to amend and make good the work found to be defective.

CONDITIONS OF GUARANTEE

If a defective part should be found in our motor cycles, motor cycle combinations or sidecars, or in any part supplied by way of exchange before referred to, it must be sent to us **CARRIAGE PAID** and accompanied by an intimation from the owner that he desires to have it repaired or exchanged free of charge under our guarantee, and he must also furnish us at the same time with the number of the machine, the date of the purchase, or the date when the alleged defective part was exchanged as the case may be.

Failing compliance with the above, such articles will lie here **AT THE RISK OF THE OWNER** and this guarantee and any implied guarantee, warranty or condition shall not be enforceable.

We do not guarantee specialties such as tyres, saddles, chains, lamps, etc., or any component parts supplied to the order of the purchaser differing from standard specifications supplied with our motor cycles, motor cycle combinations, sidecars or otherwise. Such parts are, however, normally guaranteed by their respective manufacturers, to whom any claims should be made in the event of such parts proving defective.

NOTICE

We do not appoint agents for the sale on our behalf of our motor cycles or other goods, but we assign to motor cycle Dealers, areas in which we supply to such Dealers exclusively for re-sale in such areas. No such Dealer is authorised to transact any business, give any warranty, make any representation or incur any liability on our behalf.