

**PRICE LIST**  
**OF**  
**SPARE PARTS**  
**FOR**  
**ARIEL**  
**THE**  
**MODERN**  
**MOTOR CYCLE**



**SINGLE CYLINDER**  
**MODELS**

**ARIEL MOTORS LTD.**

**SELY OAK . . . . . BIRMINGHAM 29**

**Telephone: SELLY OAK 1381    Telegrams: ARIEL, SELLY OAK**  
**Cables: ARIEL, SELLY OAK (ENGLAND)**

*Price . . . . . Two Shillings*

## IMPORTANT

Owing to the fluctuation in cost of materials in regard to certain proprietary equipment at the present time, we are unable to give a fixed list price concerning electrical equipment.

## PLEASE NOTE

Spares shown in this list are for Ariel Single Cylinder Models.

The Latest Retail Prices only are shown in this Spares therefore cancels prices shown in previous lists. Prices and Numbers quoted in this book are those prevailing at the time of publication, but we reserve the right to revise prices and introduce any modification deemed necessary at any time without prior notice.

## SINGLE CYLINDER MODELS

- VH. 500 c.c. Hunter
- NH. 350 c.c. Hunter
- VB. 600 c.c. Side Valve de Luxe
- VHA. 500 c.c. (Alloy Engine) Hunter
- VCH. 500 c.c. Competition Model

*Price Two Shillings*

PUBLISHED JANUARY 1953

by

**ARIEL MOTORS LTD.**

**SELLY OAK . . . . BIRMINGHAM 29**

Telephone: SELLY OAK 1381    Telegrams: ARIEL, SELLY OAK  
Cables: ARIEL, SELLY OAK (ENGLAND)



## SINGLE CYLINDER MODELS

### I N D E X

|  | Page  |   | Page  |
|--|-------|---|-------|
| Air Cleaners .. ..                                       | 38    | Lighting Set Fittings .. ..                       | 34    |
| Brake Pedal (Rear) with Rod,<br>Cable and Fittings .. .. | 31    | Lucas Electrical Equipment ..                     | 39    |
| Carburettor Components ..                                | 37-38 | Magneto Fixing .. ..                              | 12    |
| Carrier (Rear) .. ..                                     | 31-32 | Mudguard (Rear) and Fittings ..                   | 31-32 |
| Chain Covers .. ..                                       | 32-33 | Nuts, Washers, etc. .. ..                         | 40    |
| Clutch Components .. ..                                  | 14-16 | Oil Pump Parts .. ..                              | 11    |
| Control Cables .. ..                                     | 36    | Oil Tank and Fittings .. ..                       | 33    |
| Crankcase and Fittings .. ..                             | 9     | Petrol Tank and Fittings ..                       | 28-29 |
| Cylinder and Fittings .. ..                              | 6-7   | Pillion Footrests .. ..                           | 31    |
| Dual Seat .. ..  | 35    | Pistons and Fittings .. ..                        | 10    |
| Engine Plates .. ..                                      | 12    | Prop Stand .. ..                                  | 12    |
| Exhaust System .. ..                                     | 33-34 | Rocker Box and Fittings ..                        | 8     |
| Exhaust Valve Lifter .. ..                               | 7     | Saddle and Fittings .. ..                         | 34    |
| Exploded View (Eng.), 500 c.c.                           | 7-8   | Shock Absorber, Engine Shaft ..                   | 9     |
| Exploded View (Eng.), 350 c.c.                           | 6     | Speedometer Fittings .. ..                        | 29    |
| Exploded View (Eng.), 600 c.c.                           | 9-10  | Sprockets (Engine) .. ..                          | 9     |
| Flywheel Assembly .. ..                                  | 8     | Stand (Rear) .. ..                                | 31    |
| Footrests .. ..  | 31    | Steering Head and Fittings ..                     | 25    |
| Frame (Rigid) .. ..                                      | 29    | Timing Gear .. ..                                 | 10-11 |
| Frame (Spring) and Components                            | 29-31 | Tool Kit .. ..                                    | 36-37 |
| Front Forks and Fittings ..                              | 23-25 | Valves and Fittings .. ..                         | 7     |
| Front Mudguard .. ..                                     | 27-28 | Wheel, Detachable (Rear) ..                       | 20-23 |
| Gasket Sets .. ..  | 12    | Wheel and Hub (Front) ..                          | 25-27 |
| Gearbox Components .. ..                                 | 12-14 | Wheel and Hub, Rear, Fixed,<br>Rigid Frame .. ..  | 16-18 |
| Gear Cover and Fittings ..                               | 11    | Wheel and Hub, Rear, Fixed,<br>Spring Frame .. .. | 18-20 |
| Handlebars and Controls ..                               | 25    |   |       |

**NOTE.**—The letters R/S and L/S mean the right-hand side and left-hand side respectively when the rider is on the saddle.

The letter **R** preceding the Spares Number indicates that the part is used on Rigid Frame models only. Similarly, **S** indicates Spring Frame only.

Standard nuts, washers, etc., are listed on page 40 and are not shown separately each time they occur with individual components. This avoids needless repetition.

## **VERY IMPORTANT**

---

### **READ CAREFULLY BEFORE ORDERING SPARE PARTS**

---

We recommend Ariel riders to obtain any spares which they may require through their local dealer. In case of difficulty, however, parts may be obtained direct from our Service Department.

#### **NOTES ON ORDERING**

Always send a Spare Parts Order on a separate sheet with name and address. Do not embody the order in a letter, although the letter and order can be sent in the same envelope. This procedure will avoid delay in the despatch of parts. See Specimen Order Form on page 5.

---

Give Spares Number and description of part. Also quote **Engine and Frame Numbers with prefix letters**. If there is any doubt concerning the part required, return the old part as pattern; this will not be returned with the new part unless asked for. The engine number and prefix letter will be found stamped upon the crankcase, drive side, immediately below the Cylinder Block. The frame number and prefix letter is stamped upon the saddle lug.

---

The symbols R/S or O/S and L/S or N/S indicate the right-hand side and left-hand side respectively of the machine as indicated by the rider when sitting on the saddle.

---

If you have an account, the goods will be despatched as soon as possible after receipt of order. If you have no account, it will facilitate despatch if remittance to cover cost of goods, postage and packing is enclosed.

---

If you have no account and remittance is not enclosed, we shall be pleased to despatch per C.O.D. post or send Pro Forma Invoice as instructed.

---

When telegraphing a money order, do not fail to give your name and address, and concise particulars of your requirements.

---

Goods returned must be sent carriage paid, and relatively fragile parts, such as cylinders, etc., should be very securely packed to avoid damage. Label parts returned with name and address of sender.

---

We are pleased to give estimates for overhauls and repairs, but cannot give firm quotations as necessities may be discovered not foreseen when estimating.

**Should an estimate not be accepted, payment for dismantling and reassembling must be made.**

**SPECIMEN ORDER FORM**

**For use in Great Britain only**

A clearly worded order is the best way to ensure prompt and accurate despatch of spares. We therefore suggest that orders should be made out in the following manner:

**To:** (Name and address of your usual dealer),

Customer's Address.

**or:** Ariel Motors Ltd.,  
Selly Oak,  
Birmingham 29.

Dear Sirs,

Kindly forward the following parts against cash (state amount) enclosed.

**or** Kindly forward the following parts per C.O.D. post.

**or** Kindly forward Pro Forma Invoice for the following:

For Model..... Year..... Engine No. and Prefix Letter.

e.g., For Model VH 1953. Engine No. XC6789.

| Quantity | Spares No. | Description | Price |
|----------|------------|-------------|-------|
|          |            |             |       |

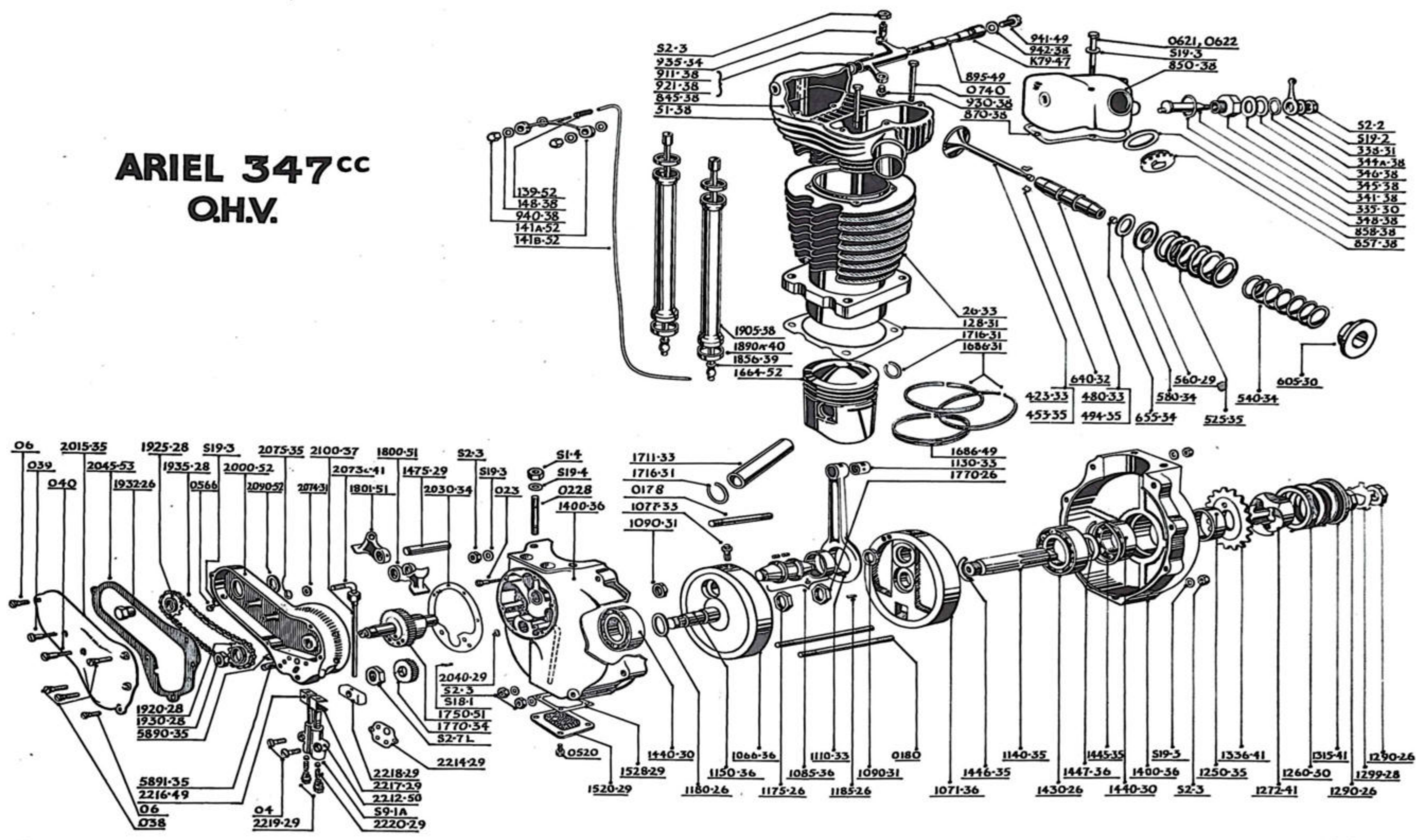
**Add 5% surcharge to net amount of Invoice to cover postage and carriage. Cases charged extra.**

Total Cost \_\_\_\_\_

**Sign your name clearly.**

| Order by<br>SPARES<br>No.                     | Do not use<br>PART No. | DESCRIPTION OF PART  | No.<br>per Set | PRICE<br>EACH<br>£ s. d. |
|---|------------------------|--|----------------|--------------------------|
| <b>S.V. and O.H.V. CYLINDERS AND FITTINGS</b> |                        |  |                |                          |
| 3-52  | A7/921                 | Head only, 597 S.V. (alloy) (VB) .. ..   | 1 ..           |                          |
| 6-52  | A7/918                 | Cylinder barrel, fitted valve guides, 597 S.V.   | 1 ..           |                          |
| 6C-52   | A7/918                 | Cylinder barrel, c/w valve guides, valves<br>and springs, etc., less exhaust lifter and<br>valve cover, 597 S.V. .. .. | 1 ..           |                          |
| 20-52   | A7/478A                | Cylinder barrel only, 500 O.H.V. (VH) ..   | 1 ..           |                          |
| 26-52   | A8/135A                | Cylinder barrel only, 350 O.H.V. (NH) ..   | 1 ..           |                          |
| 23-52   | A7/927                 | Cylinder barrel only, less liner (VHA and<br>VCH only) .. ..   | 1 ..           |                          |
| 23C-52  | A7/927C                | Cylinder barrel, c/w liner (VHA and VCH)   | 1 ..           |                          |
| 32-53   | A7/864A                | Cylinder barrel liner only (VHA and VCH)   | 1 ..           |                          |
| 35-52   | A7/928                 | Head and valve guides only (VHA and VCH)   | 1 ..           |                          |
| 36-52   | A7/612A                | Head and valve guides only (VH), one-port<br>(polished) .. ..  | 1 ..           |                          |
| 51-52   | A7/614A                | Head and valve guides only (NH), one-port<br>(polished) .. ..  | 1 ..           |                          |
| 73-52   | A7/924                 | Head gasket, 597 S.V. .. ..  | 1 ..           |                          |
| 76-52   | A7/931                 | Head gasket, O.H.V. (VH only) .. ..  | 1 ..           |                          |
| 79-52   | A7/935                 | Head gasket, O.H.V. (NH only) .. ..  | 1 ..           |                          |
| 95-28   | A6/194                 | Carburettor joint washer, 500 O.H.V. ..  | 1 ..           |                          |
| 96-34   | A7/402                 | Carburettor joint washer, 350 O.H.V. and<br>S.V. .. ..   | 1 ..           |                          |
| 0183  | A6/256                 | Carburettor fixing stud ( $\frac{1}{16}$ in. $\times$ $\frac{1}{8}$ in.) ..  | 2 ..           |                          |
| 105-35  | A7/476                 | Valve spring cover, S.V. .. ..   | 1 ..           |                          |
| 109-30  | A6/706                 | Valve cover washer .. ..   | 1 ..           |                          |
| 0120  | A6/635                 | Valve cover stud ( $\frac{1}{4}$ in. $\times$ $2\frac{1}{4}$ in.) ..   | 1 ..           |                          |
| 116-38  | A7/569                 | Valve cover stud fibre washer .. ..  | 1 ..           |                          |
| 117-34  | A7/453                 | Valve cover stud cap nut .. ..   | 1 ..           |                          |
| 125-31  | A7/208                 | Cylinder base washer, paper, S.V. .. ..  | 1 ..           |                          |
| 128-31  | A7/114                 | Cylinder base washer, paper (VH and NH)  | 1 ..           |                          |
| 128-52  | A7/939                 | Cylinder base washer (VHA and VCH only)  | 1 ..           |                          |
| 139-52  | E9/1414                | Rubber connection for oil feed pipe assembly<br>(between rocker boxes) .. ..   | 1 ..           |                          |
| 140A-52                                       |                        | Oil feed pipe and unions for rocker con-<br>nections (top half), 500 c.c. .. ..  | 1 ..           |                          |
| 140B-52                                       |                        | Oil feed pipe, bottom half, 500 c.c. .. ..   | 1 ..           |                          |
| 140-52  | E9/1389                | Oil feed pipe assembly complete, 500 c.c.<br>O.H.V. .. ..  | 1 ..           |                          |
| 141-52  | E9/1391                | Oil feed pipe assembly complete, 350 c.c.<br>O.H.V. .. ..  | 1 ..           |                          |
| 141A-52                                       |                        | Oil feed pipe and unions for rocker con-<br>nections (top half), 350 c.c. .. ..  | 1 ..           |                          |
| 141B-52                                       |                        | Oil feed pipe (bottom half), 350 c.c. .. ..  | 1 ..           |                          |
| 145A-38                                       | A7/631                 | Banjo union only to inlet rocker spindle,<br>O.H.V. .. ..  | 2 ..           |                          |
| 148-38  | ET/643                 | Fibre washer for rocker spindle connection   | 4 ..           |                          |
| 150-52  | A7/930                 | Timing plug in head, S.V. .. ..  | 1 ..           |                          |
| 0204  | A7/929                 | Cylinder head stud ( $\frac{5}{16}$ in. $\times$ $2\frac{1}{2}$ in. B.S.F.),<br>(VB) .. ..                             | 9 ..           |                          |
| 162-52  |                        | Cylinder head stud nut ( $\frac{5}{16}$ in. B.S.F.) (VB)   | 9 ..           |                          |
| S19-3   |                        | Washer for cylinder head stud nut (VB) ..  | 9 ..           |                          |
| 169-50  | A7/887                 | Sleeve nut for cylinder head (VHA and<br>VCH only) .. ..   | 5 ..           |                          |
| 0305  | A7/878                 | Cylinder head stud ( $2\frac{5}{16}$ in. $\times$ $\frac{3}{4}$ in.), VHA<br>and VCH .. ..                             | 5 ..           |                          |
| 0740  | A7/623                 | Head bolt, O.H.V. ( $\frac{3}{4}$ in. $\times$ 3 in.) (VH and<br>NH) .. ..   | 4 ..           |                          |

# ARIEL 347<sup>cc</sup> O.H.V.



| Order by<br>SPARES<br>No. | Do not use<br>PART No. | DESCRIPTION OF PART   | No.<br>per Set | PRICE<br>EACH<br>£ s. d. |
|---------------------------|------------------------|---|----------------|--------------------------|
| 174-51                    | A7/933                 | Washer (copper) for cylinder head fixing bolt, O.H.V. (VH and NH) | 4              | ..                       |
| 190-36                    | A7/571C                | Breather pipe and swivel connection, S.V.                         | 1              | ..                       |
| 193-36                    | A6/57                  | Swivel connection only (Inter. 2208-26), S.V.                     | 1              | ..                       |
| 195-36                    | A6/56                  | Connection plug (Inter. 2207-26), S.V.                            | 1              | ..                       |
| 197-36                    | A6/58                  | Fibre washer (Inter. 2209-26), S.V.                               | 2              | ..                       |
| 225-33                    | A7/351                 | Tappet guide, S.V.  | 2              | ..                       |

### EXHAUST VALVE LIFTER

|         |        |                                      |        |    |
|---------|--------|--------------------------------------|--------|----|
| 330-38  |        | Exhaust lifter complete, O.H.V.      | 1      | .. |
| 330-39  |        | Exhaust lifter complete, S.V.        | 1      | .. |
| 335-30  | A6/750 | Exhaust lifter spindle               | 1      | .. |
| 338-30  | A6/749 | Exhaust lifter lever, S.V.           | 1      | .. |
| 338-31  | A7/170 | Exhaust lifter lever, O.H.V.         | 1      | .. |
| 341-38  | A7/633 | Exhaust lifter bush                  | 1      | .. |
| 344A-38 | A8/103 | Exhaust lifter spring washer         | 1      | .. |
| 345-38  | A7/649 | Exhaust lifter cork washer           | 1      | .. |
| 346-38  | A7/650 | Exhaust lifter shim (pen steel)      | 1 or 2 | .. |
| 347-29  | A6/363 | Volute spring                        | 1      | .. |
| 348-38  | A7/643 | Washer for lifter bush               | 1      | .. |
| 350-29  | A6/615 | Exhaust cable stop lug, S.V.         | 1      | .. |
| 350-38  | A7/645 | Exhaust cable stop lug, O.H.V.       | 1      | .. |
| S25-2   |        | Exhaust cable adjuster, S.V.         | 1      | .. |
| 361-31  | D10/54 | Exhaust cable adjuster locknut, S.V. | 1      | .. |

### VALVES AND FITTINGS

|         |         |  |   |    |
|---------|---------|--|---|----|
| 400-52  | A7/922  | Valve inlet, S.V.                            | 1 | .. |
| 415-35  | A7/489  | Valve inlet, 500 O.H.V.                      | 1 | .. |
| 423-33  | A8/136  | Valve inlet, 350 O.H.V.                      | 1 | .. |
| 430-52  | A7/923  | Valve exhaust, S.V.                          | 1 | .. |
| 441-35  | A7/488  | Valve exhaust, 500 O.H.V.                    | 1 | .. |
| 453-35  | A7/516  | Valve exhaust, 350 O.H.V.                    | 1 | .. |
| 460-29  | A6/617  | Valve guide, S.V.                            | 2 | .. |
| 470-33  | A6/618A | Valve guide, inlet (VH)                      | 1 | .. |
| 470-50  | A7/903  | Valve guide, inlet (VCH and VHA only)        | 1 | .. |
| 480-33  | A8/155  | Valve guide, inlet, 350 O.H.V.               | 1 | .. |
| 491-35  | A7/513  | Valve guide, exhaust, 500 O.H.V.             | 1 | .. |
| 491-50  | A7/904  | Valve guide, exhaust (VCH and VHA only)      | 1 | .. |
| 494-35  | A7/514  | Valve guide, exhaust, 350 O.H.V.             | 1 | .. |
| 515-31  | A7/214  | Valve spring, outer, 500 O.H.V. and 600 S.V. | 2 | .. |
| 525-51  | A7/926  | Valve spring, outer, 350 O.H.C.              | 2 | .. |
| 545-30  | A6/519  | Valve spring, inner, O.H.V.                  | 2 | .. |
| 560-29  | A6/616  | Collar for spring (pressing)                 | 2 | .. |
| 580-34  | A7/449  | Hallite washer under top collar              | 2 | .. |
| 590-26  | A6/6    | Collar for spring (taper hole), S.V.         | 2 | .. |
| 605-30  | A6/787  | Collar for spring (taper hole), O.H.V.       | 2 | .. |
| 620-26  | A6/7    | *Split cone (two halves), S.V.               | 2 | .. |
| 640-32  | A6/549A | *Split cone (two halves), 350 O.H.V.         | 2 | .. |
| 640B-30 | A6/785  | *Split cone (two halves), 500 O.H.V.         | 2 | .. |
| 650-34  | A7/445  | Valve stem end cap, 500 O.H.V.               | 2 | .. |
| 655-34  | A7/446  | Valve stem end cap, 350 O.H.V.               | 2 | .. |

\*Note.—One split cone consists of two halves. Thus one pair of split cones consists of two complete cones, equal to four halves or pieces.



| Order by<br>SPARES<br>No.      | Do not use<br>PART No. | DESCRIPTION OF PART   | No.<br>per Set | PRICE<br>EACH<br>£ s. d. |
|--------------------------------|------------------------|---|----------------|--------------------------|
| <b>ROCKER BOX AND FITTINGS</b> |                        |   |                |                          |
| 845-38                         | A7/617                 | Rocker box, inlet .. .. .   | 1              | ..                       |
| 850-38                         | A7/618                 | Rocker box, exhaust .. .. .   | 1              | ..                       |
| 857-38                         | A7/628                 | Screw cap for rocker adjustment .. .. .   | 2              | ..                       |
| 858-38                         | A7/626                 | Screw cap washer .. .. .  | 2              | ..                       |
| 870-38                         | A7/622                 | Rocker box joint washer .. .. .   | 2              | ..                       |
| 0621                           | A7/634                 | Rocker box bolt (long), $\frac{5}{16}$ in. $\times$ $2\frac{7}{8}$ in. .. .. .  | 2              | ..                       |
| 0622                           | A7/635                 | Rocker box bolt (short), $\frac{5}{16}$ in. $\times$ $2\frac{5}{8}$ in. .. .. . | 6              | ..                       |
| 895-49                         | A7/621A                | Rocker spindle .. .. .  | 2              | ..                       |
| 911-38                         | A7/620                 | Rocker lever and fixed end pin, inlet .. .. .                                   | 1              | ..                       |
| 921-38                         | A7/619                 | Rocker lever and fixed end pin, exhaust .. .. .                                 | 1              | ..                       |
| 930-38                         | A6/434A                | Rocker lever end pin only .. .. .   | 2              | ..                       |
| 935-34                         | A7/420                 | Rocker lever adjusting screw .. .. .  | 2              | ..                       |
| S2-3                           |                        | Rocker lever adjusting screw locknut .. .. .                                    | 2              | ..                       |
| 940-38                         | E9/243                 | Dome nut for rocker spindle (oil feed conn.) .. .. .                            | 2              | ..                       |
| 941-38                         | A7/627                 | Oil seal screw for rocker spindle .. .. .                                       | 2              | ..                       |
| 942-38                         | A7/629                 | Oil seal screw washer .. .. .   | 2              | ..                       |
| 945A-31                        | A7/28                  | Distance collar for spindle .. .. .   | 2              | ..                       |
| K79-52                         | K/79A                  | Rocker spring .. .. .   | 2              | ..                       |

For oil feed pipe components to rockers, see Spares No. 140-52, etc.

### FLYWHEEL ASSEMBLY

|         |         |   |   |      |
|---------|---------|---|---|------|
| 1051-37 | A7/606  | Flywheel, steel, drive side (VH, VHA and VCH) .. .. .                               | 1 | ..   |
| 1055-37 | A7/605  | Flywheel, steel, gear side (VH, VHA and VCH) .. .. .                                | 1 | ..   |
| 1056-36 | A7/550  | Flywheel, C.I., gear side (VB) .. .. .  | 1 | ..   |
| 1060-36 | A7/551  | Flywheel, C.I., drive side (VB) .. .. .   | 1 | ..   |
| 1066-36 | A7/546A | Flywheel, steel, gear side (NH) .. .. .   | 1 | ..   |
| 1071-36 | A7/546  | Flywheel, steel, drive side (NH) .. .. .  | 1 | ..   |
| 1077-33 | A8/159  | Oil purifier cupped plug (except NH) .. .. .  | 1 | } .. |
|         |         | (NH only) .. .. .   | 2 |      |
| 1080-29 | A6/270  | Crankpin and roller bearing complete (VB) .. .. .                                   | 1 | ..   |
| 1080-37 | A7/608  | Crankpin and roller bearing complete (VH, VHA and VCH) .. .. .                      | 1 | ..   |
| 1085-36 | A6/270A | Crankpin and roller bearing complete (NH only) .. .. .                              | 1 | ..   |
| 1090-31 | A7/116  | Crankpin nut ( $\frac{3}{4}$ in. $\times$ 20) (except 500 O.H.V.) .. .. .           | 2 | ..   |
| 1090-35 | A7/527  | Crankpin nut ( $\frac{3}{4}$ in. $\times$ 20) (VH, VCH and VHA) .. .. .             | 2 | ..   |
| 1100-35 | A7/524  | Connecting rod and S.E. bush (VB) .. .. .   | 1 | ..   |
| 1110-33 | A7/339  | Connecting rod and S.E. bush, 350 O.H.V. (NH) .. .. .                               | 1 | ..   |
| 1110-49 | A7/473  | Connecting rod and S.E. bush (VH and VHA) .. .. .                                   | 1 | ..   |
| 1130-33 | A7/340  | Small end bush, 350 O.H.V. .. .. .  | 1 | ..   |
| 1130-35 | A7/484  | Small end bush, S.V. and 500 O.H.V. .. .. .   | 1 | ..   |
| 1140-35 | A7/482  | Drive side spindle .. .. .  | 1 | ..   |
| 1150-32 | A7/267  | Gear side spindle and peg, 1190-29 (VB) .. .. .                                     | 1 | ..   |
| 1150-36 | A7/548  | Gear side spindle and peg, 1190-29 (O.H.V.) .. .. .                                 | 1 | ..   |
| 1170-26 | A6/16   | Drive spindle nut ( $\frac{11}{16}$ in. $\times$ 20 R.H.) .. .. .                   | 1 | ..   |
| 1175-26 | A6/17   | Gear spindle nut ( $\frac{11}{16}$ in. $\times$ 20 L.H.) .. .. .                    | 1 | ..   |
| 1185-26 | A6/88   | No. 9 Woodruff key for drive spindle .. .. .  | 1 | ..   |
| 1180-26 | A6/18   | Distance washer (hardened, supplied in 12, 13, 14, 15, 16, 17 and 27 gauge) .. .. . | - | ..   |
| 1190-29 | A6/315  | Peg for gear spindle and crankpin .. .. .   | 1 | ..   |

Note.—All flywheels are balanced before despatch.

| Order by<br>SPARES<br>No.                  | Do not use<br>PART No. | DESCRIPTION OF PART   | No.<br>per Set | PRICE<br>EACH<br>£ s. d. |
|--|------------------------|---|----------------|--------------------------|
| <b>SHOCK ABSORBER AND ENGINE SPROCKETS</b> |                        |   |                |                          |
| 1249-49                                    | A7/906                 | Rubber oil seal c/w spring (VCH only) ..                        | 1 ..           |                          |
| 1250-35                                    | A7/494                 | Sprocket distance piece (.586 in. wide)<br>next bearing .. .. . | 1 ..           |                          |
| 1260-30                                    | A6/713                 | Spring .. .. .  | 1 ..           |                          |
| 1272-41                                    | A7/790                 | Sliding member .. .. .  | 1 ..           |                          |
| 1290-26                                    | A6/16                  | Sprocket securing nut ( $\frac{1}{8}$ in. $\times$ 20T) ..      | 2 ..           |                          |
| 1297-49                                    | A7/907                 | Washer (pen steel) for oil seal (VCH only)                      | 1 ..           |                          |
| 1299-28                                    | A6/273                 | Lock washer .. .. .   | 1 ..           |                          |
| 1315-41                                    | A7/791                 | Spring plate .. .. .  | 1 ..           |                          |
| 1333-46                                    | A7/781                 | Engine sprocket, 17 teeth .. .. .                               | 1 ..           |                          |
| 1334-46                                    | A7/782                 | Engine sprocket, 18 teeth .. .. .                               | 1 ..           |                          |
| 1335-46                                    | A7/783                 | Engine sprocket, 19 teeth .. .. .                               | 1 ..           |                          |
| 1336-41                                    | A7/784                 | Engine sprocket, 20 teeth .. .. .                               | 1 ..           |                          |
| 1337-46                                    | A7/785                 | Engine sprocket, 21 teeth .. .. .                               | 1 ..           |                          |
| 1338-41                                    | A7/786                 | Engine sprocket, 22 teeth .. .. .                               | 1 ..           |                          |
| 1339-46                                    | A7/787                 | Engine sprocket, 23 teeth .. .. .                               | 1 ..           |                          |

### CRANKCASE AND FITTINGS

|         |             |  |      |  |
|---------|-------------|--|------|--|
| 1400-36 | A7/255/479  | Crankcase only, less all fittings (VB, VH<br>and NH) .. .. .                                 | 1 .. |  |
| 1400-52 | A7/479/255A | Crankcase only, less all fittings (VHA and<br>VCH only) .. .. .                              | 1 .. |  |
| 0280    | A7/191      | Cylinder stud ( $\frac{3}{8}$ in. $\times$ $1\frac{3}{8}$ in.), except 500<br>O.H.V. .. .. . | 4 .. |  |
| 0301    | A7/436      | Cylinder stud ( $\frac{3}{8}$ in. $\times$ 2 in.), 500 O.H.V.<br>(VH) .. .. .                | 4 .. |  |
| 0304    | A7/877      | Cylinder stud ( $\frac{3}{8}$ in. $\times$ $1\frac{7}{8}$ in.) (VHA and<br>VCH only) .. .. . | 5 .. |  |
| 1430-26 | MJ/1        | Ball bearing, drive side (VB and NH) ..  | 1 .. |  |
| 1433-35 | A7/517      | Roller bearing (lipped), gear side (VH,<br>VHA and VCH) .. .. .                              | 1 .. |  |
| 1432-35 | A7/501      | Roller bearing (non-lipped), drive side<br>(VH, VHA and VCH) .. .. .                         | 1 .. |  |
| 1440-30 | LJ/1        | Ball bearing, drive side and gear side<br>(except VH, VCH and VHA) .. .. .                   | 2 .. |  |
| 1440-30 | LJ/1        | Ball bearing, drive side (VH, VHA and<br>VCH) .. .. .  | 1 .. |  |
| 1445-35 | A7/500      | Circlip for drive side ball bearing ..   | 1 .. |  |
| 1446-36 | A7/493A     | Bearing distance collar (narrow) (except<br>NH) .. .. .                                      | 1 .. |  |
| 1446-35 | A7/493      | Bearing distance collar (narrow), next fly-<br>wheel (NH) .. .. .                            | 1 .. |  |
| 1447-35 | A7/495      | Bearing distance collar (.274 in. wide)<br>between bearings (VH, VCH and VHA)                | 1 .. |  |
| 1447-36 | A7/495A     | Bearing distance collar (.285 in. wide)<br>between bearings (VB and NH) ..                   | 1 .. |  |
| 1460-28 | A6/221      | Camwheel bush for crankcase .. .. .  | 1 .. |  |
| 1475-29 | A6/601      | Cam lever pin .. .. .  | 1 .. |  |
| 1520-29 | A6/331      | Oil sump base with gauze .. .. .   | 1 .. |  |
| 1528-29 | A6/334      | Oil sump base joint washer .. .. .   | 1 .. |  |
| 0520    | A6/501      | Oil sump base set screw ( $\frac{1}{4}$ in. $\times$ $\frac{5}{8}$ in.) ..                   | 4 .. |  |
| 1533-29 | A6/480      | Oil return pipe (from sump) .. .. .  | 1 .. |  |
| 1537-32 | A7/303      | Oil joint pipe (at crankcase gear cover<br>joint) .. .. .                                    | 1 .. |  |

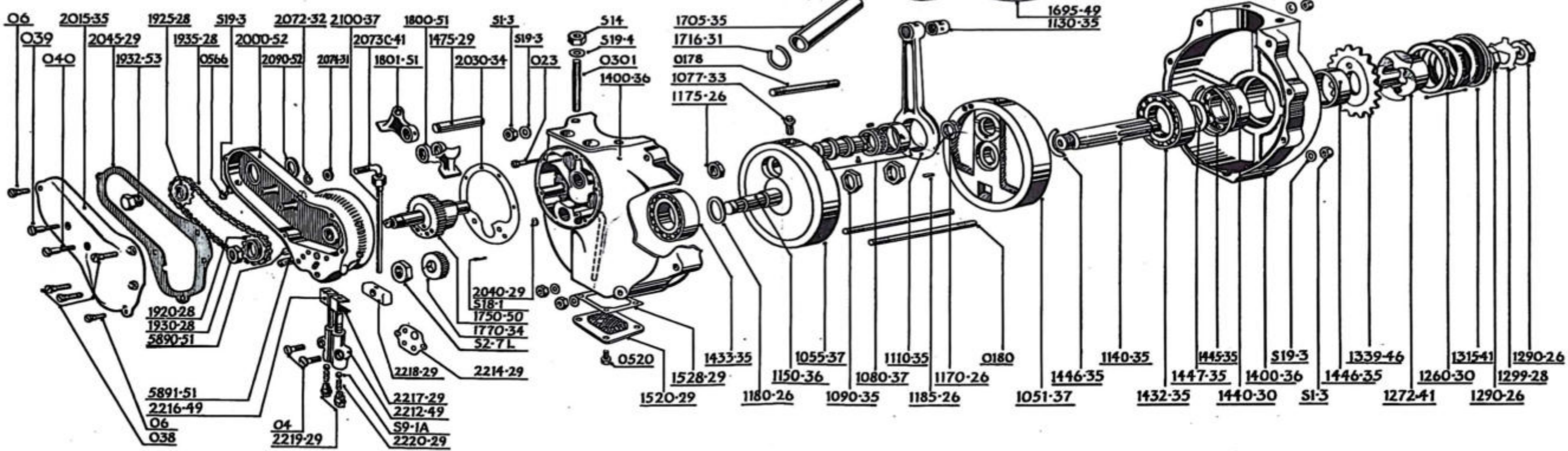
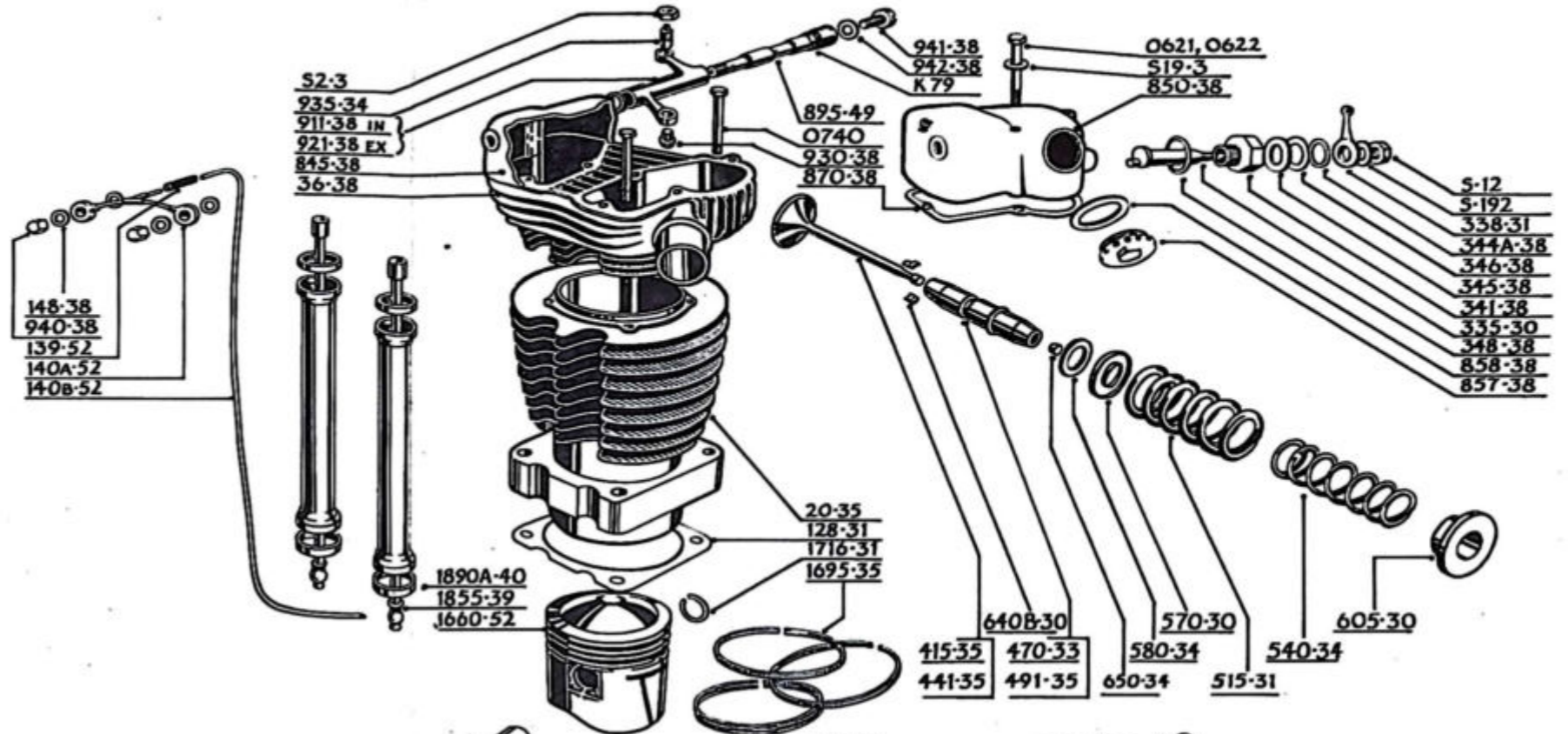
| Order by<br>SPARES<br>No.     | Do not use<br>PART No. | DESCRIPTION OF PART              | No.<br>per Set | PRICE<br>EACH<br>£ s. d |
|-------------------------------|------------------------|----------------------------------|----------------|-------------------------|
| <b>PISTON AND FITTINGS</b>    |                        |                                  |                |                         |
| <b>597 c.c. S.V. Model VB</b> |                        |                                  |                |                         |
| 1650C-49                      | A7/570AC               | Piston complete .. .. .          | 1              | ..                      |
| 1650-49                       | A7/570A                | Piston only .. .. .              | 1              | ..                      |
| 1695-31                       | A7/184                 | Piston ring, compression .. .. . | 2              | ..                      |
| 1695-49                       | A7/896                 | Piston ring, oil control .. .. . | 1              | ..                      |
| 1700-31                       | A7/22                  | Gudgeon pin .. .. .              | 1              | ..                      |
| 1716-31                       | A7/110                 | Circlip .. .. .                  | 2              | ..                      |

|                            |          |   |   |    |
|----------------------------|----------|---|---|----|
| <b>PISTON AND FITTINGS</b> |          |   |   |    |
| <b>O.H.V.</b>              |          |   |   |    |
| 1660C-52                   | A7/934C  | Piston complete, 500 c.c. (6.8-1) .. .. .                         | 1 | .. |
| 1660-52                    | A7/934   | Piston only, 500 c.c. (6.8-1) .. .. .                             | 1 | .. |
| 1664C-52                   | A7/936C  | Piston complete, 350 c.c. (6.0-1) .. .. .                         | 1 | .. |
| 1664-52                    | A7/936   | Piston only, 350 c.c. (6.0-1) .. .. .                             | 1 | .. |
| 1670C-52                   | A7/837AC | Piston complete (VHA) .. .. .                                     | 1 | .. |
| 1670-52                    | A7/837A  | Piston only (VHA) .. .. .   | 1 | .. |
| 1671C-52                   | A7/937C  | Piston complete, 500 c.c. (7.5-1) .. .. .                         | 1 | .. |
| 1671-52                    | A7/937   | Piston only, 500 c.c. (7.5-1) .. .. .                             | 1 | .. |
| 1676C-52                   | A7/938C  | Piston complete (7.0-1) (NH) .. .. .                              | 1 | .. |
| 1676-52                    | A7/938   | Piston only (7.0-1) (NH) .. .. .                                  | 1 | .. |
| 1686-31                    | A8/72    | Piston ring (72 mm. $\times$ $\frac{1}{8}$ in.), 350 c.c. .. .. . | 2 | .. |
| 1686-49                    | A7/893   | Piston ring, oil control, 350 c.c. .. .. .                        | 1 | .. |
| 1695-35                    | A7/492   | Piston ring, compression, 500 c.c. .. .. .                        | 2 | .. |
| 1685-49                    | A7/897   | Piston ring, oil control, 500 c.c. .. .. .                        | 1 | .. |
| 1705-35                    | A7/483   | Gudgeon pin, 500 c.c. .. .. .                                     | 1 | .. |
| 1711-33                    | A8/142   | Gudgeon pin, 350 c.c. .. .. .                                     | 1 | .. |
| 1716-31                    | A7/110   | Circlip, all models .. .. .                                       | 2 | .. |

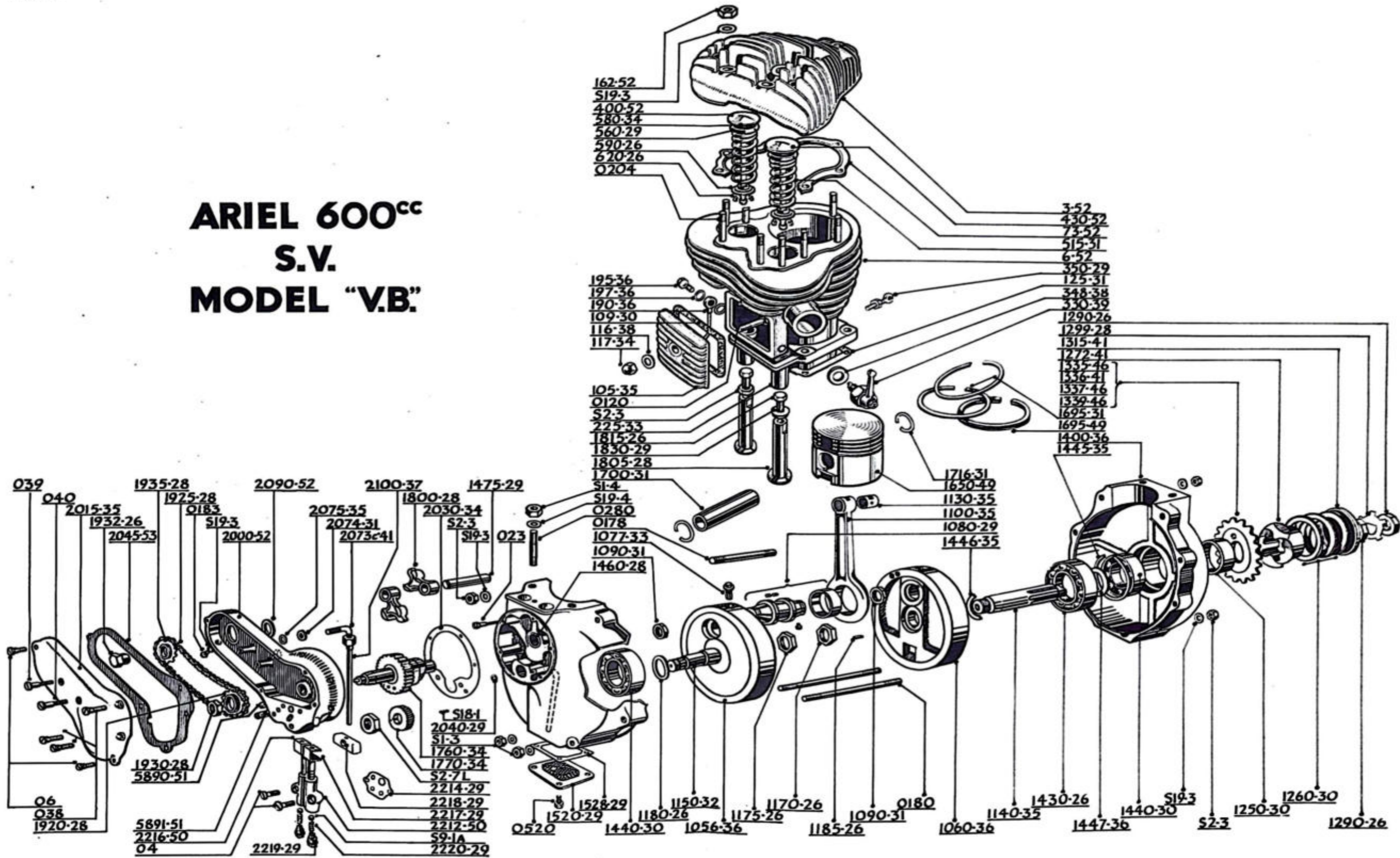
Note.—Piston complete comprises piston, rings, gudgeon pin and circlips.

|                    |         |  |   |    |
|--------------------|---------|--|---|----|
| <b>TIMING GEAR</b> |         |  |   |    |
| 1750-51            | A7/913C | Cam assembly (NH, VH, VCH and VHA) .. .. .   | 1 | .. |
| 1760-34            | A6/664C | Cam assembly, S.V. (VB) .. .. .  | 1 | .. |
| 1770-34            | A7/451  | Timing pinion .. .. .  | 1 | .. |
| S18-1              |         | No. 3 Woodruff key .. .. .   | 1 | .. |
| S2-7L              |         | Nut, securing, timing pinion, $\frac{9}{16}$ in. dia.,<br>L.H.T. .. .. .   | 1 | .. |
| 1785-29            | A6/658  | Shim for cam spindle, $\frac{3}{16}$ in. o.d. $\times$ $\frac{1}{8}$ in. i.d.<br>(gauges 20 to 25) .. .. .       | - | .. |
| 1785-32            | A7/239  | Shim for cam lever spindle, $\frac{3}{8}$ in. o.d. $\times$ $\frac{3}{16}$ in.<br>i.d. $\times$ 28 gauge .. .. . | - | .. |
| 1800-28            | A6/211  | Cam lever, S.V. .. .. .  | 2 | .. |
| 1800-51            | A7/914  | Cam lever, O.H.V., exhaust .. .. .   | 1 | .. |
| 1801-51            | A7/915  | Cam lever, O.H.V., inlet .. .. .   | 1 | .. |
| 1805-28            | A6/212  | Tappet only, S.V. .. .. .  | 2 | .. |
| 1815-26            | A6/44   | Tappet adjusting screw, S.V. .. .. .   | 2 | .. |
| 1830-29            | A6/349  | Tappet adjusting screw locknut, exhaust,<br>S.V. .. .. .   | 1 | .. |
| S2-3               |         | Inlet tappet locknut, S.V. .. .. .   | 1 | .. |
| 1855-39            | A7/651  | Tappet tube with ends, O.H.V. (VH) .. .. .   | 2 | .. |
| 1855-50            | A7/651A | Tappet tube with ends, O.H.V. (VHA and<br>VCH only) .. .. .  | 2 | .. |
| 1856-39            | A7/652  | Tappet tube with ends, O.H.V. (NH) .. .. .   | 2 | .. |
| 1860-31            | A7/201  | Tappet tube end, top, O.H.V. .. .. .   | 2 | .. |
| 1863-31            | A7/84   | Tappet tube end, bottom, O.H.V. .. .. .  | 2 | .. |
| 1890A-40           | A7/434  | Washer (rubber) for tappet tube cover (VH<br>and NH) .. .. .   | 4 | .. |

# ARIEL 497<sup>cc</sup> O.H.V. MODEL "VH"



# ARIEL 600<sup>cc</sup> S.V. MODEL "V.B."



To face page 10

| Order by<br>SPARES<br>No. | Do not use<br>PART No. | DESCRIPTION OF PART   | No.<br>per Set | PRICE<br>EACH<br>£ s. d. |
|---------------------------|------------------------|---|----------------|--------------------------|
| 1890A-40                  | A7/434                 | Washer (rubber) for tappet tube cover (VHA and VCH) .. .. . | 2              | ..                       |
| 1905-38                   | A7/625C                | Tappet tube cover, 350 O.H.V. .. .. .                       | 2              | ..                       |
| 1906-38                   | A7/624C                | Tappet tube cover, 500 O.H.V. .. .. .                       | 2              | ..                       |
| 1920-28                   | A6/224                 | Magdyno chain sprocket for camshaft .. .. .                 | 1              | ..                       |
| 1925-28                   | A6/223                 | Magdyno chain sprocket for magdyno .. .. .                  | 1              | ..                       |
| 1930-28                   | A6/222                 | Nut securing camshaft sprocket .. .. .                      | 1              | ..                       |
| 1932-26                   | A6/257                 | Nut securing magdyno sprocket .. .. .                       | 1              | ..                       |
| 1935-28                   |                        | Magdyno chain, ½ in. pitch × ½ in. × 35 pitches .. .. .     | 1              | ..                       |

### GEAR COVER AND FITTINGS

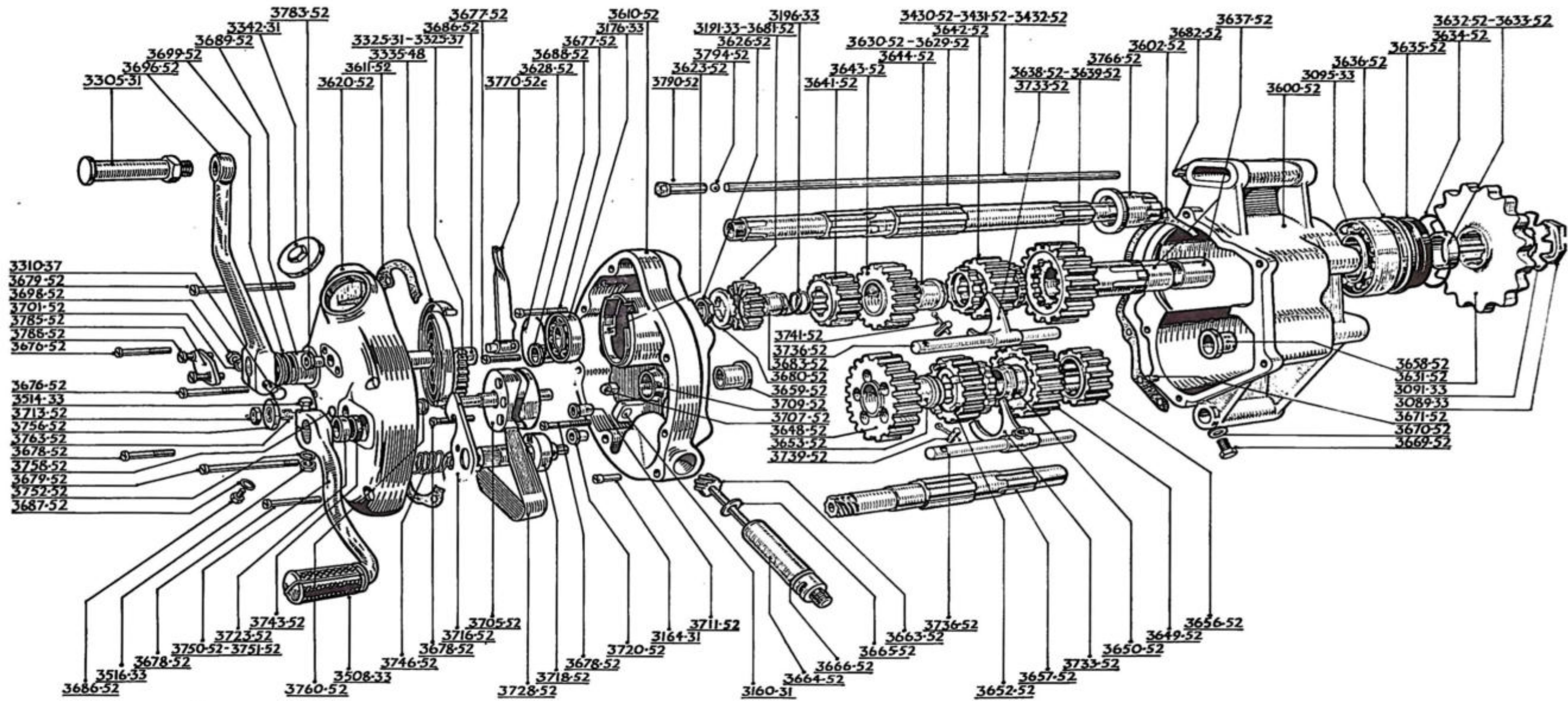
|          |         |  |    |    |
|----------|---------|--|----|----|
| 2000-52  | A7/507B | Gear cover with bush, oil delivery pipe, pressure valve and 2073C-41 elbow union | 1  | .. |
| 2010-28  | A6/220  | Camshaft bush .. .. .  | 1  | .. |
| 2015-35  | A7/506  | Magneto chain cover (state model if engraved cover required) .. .. .             | 1  | .. |
| 2030-34  | A7/447  | Joint washer between crankcase and gear cover (paper) .. .. .                    | 1  | .. |
| 2040-29  | A6/647  | Extra .005 washer for oil return pipe joint                                      | 1  | .. |
| 2045-53  | A7/944  | Joint washer, gear cover—chain cover .. .. .                                     | 1  | .. |
| 2073C-41 | A6/164C | Elbow union, 90° with ball and pin for breather pipe .. .. .                     | 1  | .. |
| 2074-31  | A7/153  | Elbow union locknut .. .. .  | 1  | .. |
| 2075-35  | ET/643  | Elbow union locknut washer .. .. .   | 1  | .. |
| 2080-41  | A7/796  | Big end feed pipe .. .. .  | 1  | .. |
| 2100-37  | A7/609  | Breather pipe with nipple and nut (behind case) .. .. .                          | 1  | .. |
| S21-2    |         | Oil pipe nut .. .. .   | 2  | .. |
| S9-2     |         | Ball for valve in elbow union .. .. .  | 1  | .. |
| 2090-52  | ET/1138 | Rubber washer (armature shaft) .. .. .   | 1  | .. |
| 2091-38  | A7/610  | Composition oil excluding washer (armature shaft) .. .. .                        | 1  | .. |
| 2096-53  | E9/1482 | Fibre washer for screws .. .. .  | 12 | .. |
| 0183     | A6/256  | Stud and nut for magneto platform .. .. .  | 1  | .. |
| 023      | A6/603  | Cheese-head screw for gear cover (¼ in. × 1½ in. × 20) .. .. .                   | 5  | .. |
| 038      | A7/530  | Cheese-head screw for chain cover (¼ in. × ¾ in. × 20) .. .. .                   | 5  | .. |
| 039      | A7/531  | Cheese-head screw for chain cover (¼ in. × 1 1/8 in. × 20) .. .. .               | 1  | .. |
| 040      | A7/532  | Cheese-head screw for chain cover (¼ in. × 1 1/8 in. × 20) .. .. .               | 1  | .. |

### OIL PUMP

|          |          |  |   |    |
|----------|----------|--|---|----|
| 2212C-50 | A6/495AC | Oil pump, c/w plungers, block, valves, plugs, etc... .. .          | 1 | .. |
| 2212-50  | A6/495A  | Oil pump, body only .. .. .  | 1 | .. |
| 2214-29  | A6/511   | Joint washer (paper) .. .. .                                       | 1 | .. |
| 2216-50  | A6/355A  | Plunger, delivery .. .. .  | 1 | .. |
| 2217-29  | A6/356   | Plunger, return .. .. .  | 1 | .. |
| 2218-29  | A6/354   | Duralumin block .. .. .  | 1 | .. |
| 2219-29  | A6/665   | Plug for plunger ball valve .. .. .                                | 2 | .. |
| 2220-29  | A6/666   | Spring for plunger valve .. .. .                                   | 2 | .. |
| S9-1A    |          | Ball for plunger valve (7/32 in. dia.) .. .. .                     | 2 | .. |
| 04       | A6/373   | Cheese-head screw for oil pump body (¼ in. × 7/8 in. × 20) .. .. . | 2 | .. |

| Order by<br>SPARES<br>No.   | Do not use<br>PART No. | DESCRIPTION OF PART   | No.<br>per Set | PRICE<br>EACH<br>£ s. d. |
|---|------------------------|---|----------------|--------------------------|
| <b>ENGINE PLATES, TIE BOLTS AND MAGNETO PLATFORM</b>  |                        |   |                |                          |
| 2301-31   | E9/81                  | Front engine plate .. .. .  | 2              | ..                       |
| 2305-53   | E9/542A                | Rear engine plate, R/S, and magneto plat-<br>form c/w fixed fittings .. .. .                                      | 1              | ..                       |
| 2306-52   | E9/374A                | Rear engine plate, L/S, with fixed fittings   | 1              | ..                       |
| 2315-31   | E9/86                  | Top cover for front engine plate ..   | 1              | ..                       |
| 2316-31   | E9/83                  | Front cover for front engine plate ..   | 1              | ..                       |
| 0178  | A6/831                 | Tie bolt ( $\frac{5}{16}$ in. $\times$ $2\frac{1}{8}$ in. $\times$ 26 T.P.I.)                                     | 1              | ..                       |
| 0179  | A6/82                  | Tie bolt ( $\frac{5}{16}$ in. $\times$ $3\frac{1}{4}$ in. $\times$ 26 T.P.I.)                                     | 1              | ..                       |
| 0180  | A6/83                  | Tie bolt ( $\frac{5}{16}$ in. $\times$ $4\frac{3}{8}$ in. $\times$ 26 T.P.I.)                                     | 2              | ..                       |
| 0276  | A6/80                  | Tie bolt ( $\frac{3}{8}$ in. $\times$ $3\frac{3}{8}$ in. $\times$ 26 T.P.I.)                                      | 3              | ..                       |
| 0441  | E8/6                   | Tie bolt ( $\frac{1}{2}$ in. $\times$ $3\frac{3}{8}$ in. $\times$ 20 T.P.I.)                                      | 1              | ..                       |
| 0302  | ET/1062                | Tie bolt ( $\frac{3}{8}$ in. $\times$ $4\frac{7}{8}$ in.) .. .. .   | 1              | ..                       |
| 0910  | E9/97                  | Rear engine plate bolt ( $\frac{1}{2}$ in. $\times$ 4 in. $\times$ 20)  | 2              | ..                       |
| 2382-33   | E9/371                 | Gearbox pivot bolt ( $\frac{1}{2}$ in. $\times$ $4\frac{1}{8}$ in. $\times$ 20) ..                                | 1              | ..                       |
| 2382-50   | E9/1198                | Gearbox pivot bolt (VCH only) .. .. .   | 1              | ..                       |
| 0917  | E9/413                 | Gearbox clamp bolt (top fixing) ( $\frac{1}{2}$ in. $\times$<br>$4\frac{1}{2}$ in. $\times$ 20) .. .. .           | 1              | ..                       |
| 0731  | A6/85                  | Set bolt for magneto ( $\frac{3}{8}$ in. $\times$ $\frac{5}{8}$ in. $\times$ 16) ..                               | 3              | ..                       |
| 0513  | E8/294                 | Set bolt for magneto platform, steady,<br>L/S ( $\frac{1}{4}$ in. $\times$ $\frac{1}{2}$ in. $\times$ 26) .. .. . | 1              | ..                       |
| 2330-29   | E8/560                 | Draw bolt for chain adjustment .. .. .  | 1              | ..                       |
| 2330-52   | E9/1410                | Draw bolt for chain adjustment (VCH only)   | 1              | ..                       |
| 2336-35   | E9/547                 | Draw bolt nut .. .. .   | 1              | ..                       |
| 2336-52   | E9/547A                | Draw bolt nut (VCH only) .. .. .  | 1              | ..                       |
| 2400-50   | E9/1199                | Undershield for crankcase (VCH only) ..   | 1              | ..                       |
| 0306  | E9/1453                | Extension stud, exhaust pipe clip (VCH<br>only) .. .. .   | 1              | ..                       |
| <b>PROP STAND</b>   |                        |   |                |                          |
| 2450-53C  | E9/1386                | Prop stand complete (VH, VHA and NH)  | 1              | ..                       |
| 2461-53   | E9/1375                | Prop stand spring .. .. .   | 1              | ..                       |
| <b>GASKET SETS</b>  |                        |   |                |                          |
| GS110-52  |                        | Carton, engine joint washers and gaskets,<br>600 c.c., S.V. .. .. .   | -              | ..                       |
| GS111-52  |                        | Carton, engine joint washers and gaskets,<br>350 c.c., O.H.V. .. .. .   | -              | ..                       |
| GS112-52  |                        | Carton, engine joint washers and gaskets,<br>500 c.c., O.H.V. (VH) .. .. .  | -              | ..                       |
| GS113-52  |                        | Carton, engine joint washers and gaskets,<br>500 c.c., O.H.V. (VCH and VHA) per set                               | -              | ..                       |
| <b>GEARBOX PARTS (TYPE GB)</b>  |                        |   |                |                          |
| Makers of gearbox: Messrs. BURMAN & SONS LTD.,<br>Wychall Lane, Kings Norton, Birmingham 30   |                        |   |                |                          |
| GB5 gearbox fitted two-plate clutch assembly, 350 c.c. Model NH   |                        |   |                |                          |
| GB6 gearbox fitted three-plate clutch assembly, 500 c.c. Models VH, VHA and VB.   |                        |   |                |                          |
| GB10 gearbox (wide ratio) two- or three-plate clutch assembly, fitted Model VCH only.   |                        |   |                |                          |
| Note.—Where parts are exclusive to the<br>GB10 gearbox only, these are listed on page<br>16. Other parts are as fitted to GB5 and<br>GB6 gearbox. |                        |   |                |                          |
| 3600-52   | G-1-5                  | Gearbox shell only .. .. .  | 1              | ..                       |
| 3602-52   | G-5-7                  | Gearbox joint washer .. .. .  | 1              | ..                       |
| 3610-52   | G-2-4                  | Kick-starter case .. .. .   | 1              | ..                       |

**EXPLODED VIEW OF GEARBOX (TYPE GB)**

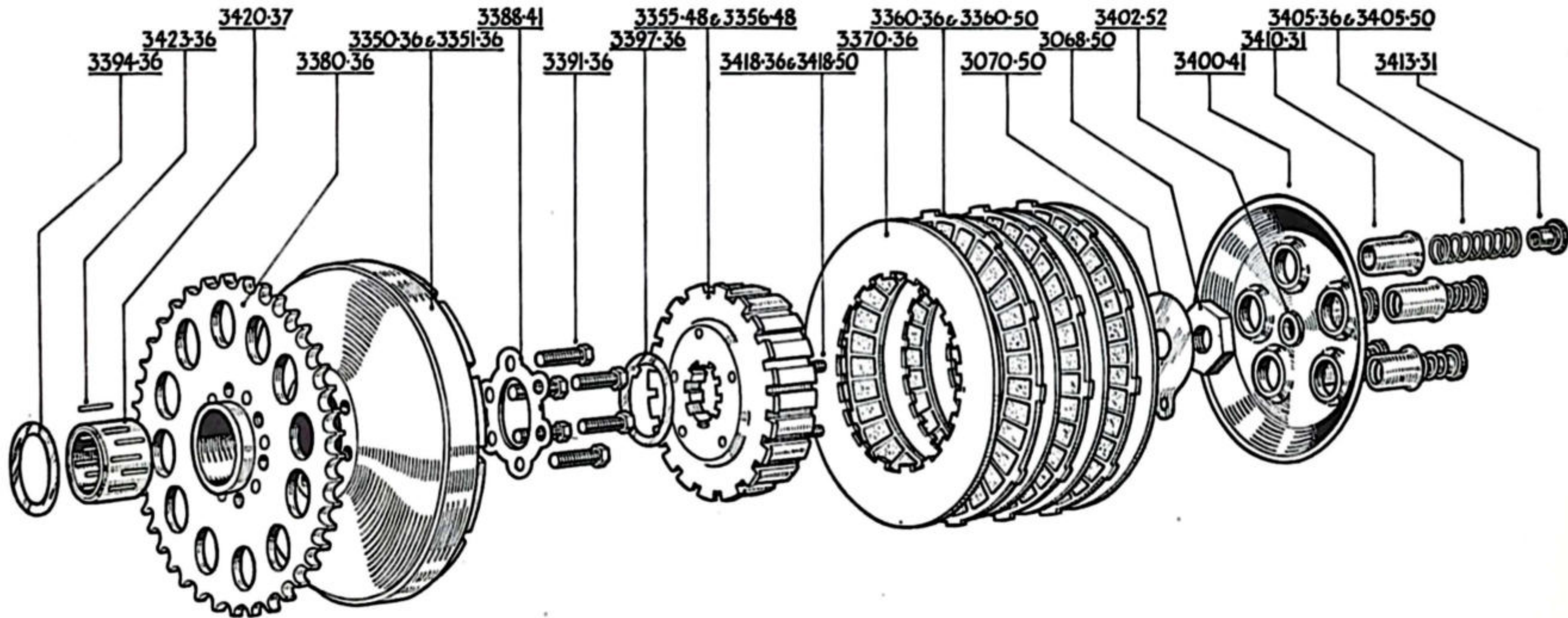




| Order by<br>SPARES<br>No. | Do not use<br>PART No. | DESCRIPTION OF PART   | No.<br>per Set | PRICE<br>EACH<br>£ s. d. |
|---------------------------|------------------------|---|----------------|--------------------------|
| 3611-52                   | G-5-8                  | Kick-starter case joint washer .. ..  | 1 ..           |                          |
| 3620-52                   | G-3-4                  | Kick-starter case cover .. ..   | 1 ..           |                          |
| 3623-52                   | 28-12-19               | Kick-starter case cover locating piece ..                                       | 1 ..           |                          |
| 3626-52                   | 11-7-10                | Mainshaft nut (kick-starter end) .. ..  | 1 ..           |                          |
| 3176-33                   | 38-7-1                 | Mainshaft bearing .. ..   | 1 ..           |                          |
| 3628-52                   | 31-11-1                | Bearing retaining ring for mainshaft bearing                                    | 1 ..           |                          |
| 3630-52                   | G-18-5                 | Mainshaft .. ..   | 1 ..           |                          |
| 3631-52                   | G-31-5                 | Driving sprocket ( $\frac{5}{8}$ in. $\times$ $\frac{3}{8}$ in.), 19T ..        | 1 ..           |                          |
| 3632-52                   | 28-12-16               | Sprocket spacing collar .. ..   | 1 ..           |                          |
| 3095-33                   | 38-11-1                | Driving gear bearing .. ..  | 1 ..           |                          |
| 3634-52                   | 31-12-2                | Bearing retaining ring (split) .. ..  | 1 ..           |                          |
| 3635-52                   | 27-12-2                | Driving gear oil seal .. ..   | 1 ..           |                          |
| 3636-52                   | 39-12-1                | Driving gear oil seal housing .. ..   | 1 ..           |                          |
| 3089-33                   | 11-11-1                | Driving gear nut .. ..  | 1 ..           |                          |
| 3039-31                   | 12-11-1                | Driving gear nut lock washer .. ..  | 1 ..           |                          |
| 3637-52                   | 19-8-13                | Driving gear bush .. .. price per set of 2                                      | 2 ..           |                          |
| 3638-52                   | G-6-2                  | Driving gear with bush, 28T .. ..   | 1 ..           |                          |
| 3641-52                   | G-12-2                 | First gear (mainshaft), 17T .. ..   | 1 ..           |                          |
| 3642-52                   | G-10-2                 | Second gear (mainshaft), 22T .. ..  | 1 ..           |                          |
| 3643-52                   | G-8-1                  | Third gear (mainshaft), 25T .. ..   | 1 ..           |                          |
| 3644-52                   | 19-8-15                | Third gear (mainshaft) bush .. ..   | 1 ..           |                          |
| 3648-52                   | G-13-2                 | First gear (layshaft), 29T .. ..  | 1 ..           |                          |
| 3649-52                   | G-11-2                 | Second gear (layshaft), 24T .. ..   | 1 ..           |                          |
| 3650-52                   | 19-8-15                | Second gear (layshaft) bush .. ..   | 1 ..           |                          |
| 3652-52                   | G-9-1                  | Third gear (layshaft), 21T .. ..  | 1 ..           |                          |
| 3653-52                   | 19-8-14                | First gear (layshaft) bush .. ..  | 1 ..           |                          |
| 3656-52                   | G-7-2                  | Layshaft pinion, 18T .. ..  | 1 ..           |                          |
| 3657-52                   | G-19-4                 | Layshaft .. ..  | 1 ..           |                          |
| 3658-52                   | 20-7-1                 | Layshaft bush (clutch end) .. ..  | 1 ..           |                          |
| 3659-52                   | 20-7-3                 | Layshaft bush (kick-starter end) .. ..  | 1 ..           |                          |
| 3660-52                   | 35-1-2                 | Layshaft bush dowel .. ..   | 2 ..           |                          |
| 3661-52                   | 12-8-8                 | Layshaft cover washer .. ..   | 1 ..           |                          |
| 3663-52                   | G-55-1                 | Speedometer spindle .. ..   | 1 ..           |                          |
| 3664-52                   | 19-3-1                 | Speedometer spindle bush .. ..  | 1 ..           |                          |
| 3665-52                   | 12-3-6                 | Speedometer thrust washer .. ..   | 1 ..           |                          |
| 3160-31                   | 40-1-1                 | Speedometer location button .. ..   | 1 ..           |                          |
| 3666-52                   | 27-6-2                 | Speedometer spindle bush oil seal .. ..   | 1 ..           |                          |
| 3164-31                   | 26-3-1                 | Speedometer spindle bush grub screw ..  | 1 ..           |                          |
| 3342-31                   | 247X                   | Gearbox filler plug .. ..   | 1 ..           |                          |
| 3669-52                   | 12-7-5                 | Gearbox drain plug .. ..  | 1 ..           |                          |
| 3670-52                   | 12-7-6                 | Gearbox drain plug washer .. ..   | 1 ..           |                          |
| 3671-52                   | 35-3-2                 | Gearbox and kick-starter case dowel ..  | 1 ..           |                          |
| 3676-52                   | 14-2-3                 | Screw, kick-starter case cover to kick-starter case .. ..                       | 2 ..           |                          |
| 3677-52                   | 14-2-4                 | Screw, kick-starter case to gearbox .. ..                                       | 2 ..           |                          |
| 3678-52                   | 14-2-5                 | Screw, kick-starter case to gearbox and kick-starter cover to kick-starter case | 4 ..           |                          |
| 3679-52                   | 14-2-6                 | Screw, kick-starter cover to gearbox .. ..                                      | 2 ..           |                          |
| 3682-52                   | 35-3-5                 | Gearbox adjuster pivot pin .. ..  | 1 ..           |                          |
| 3342-52                   | 21-5-1                 | Oil level plug .. ..  | 1 ..           |                          |
| 3687-52                   | 12-5-4                 | Oil level plug washer .. ..   | 1 ..           |                          |
| 3068-50                   | 11-7-1                 | Mainshaft nut (clutch end) .. ..  | 1 ..           |                          |
| 3070-50                   | 12-7-9                 | Mainshaft nut lock washer (clutch end) ..                                       | 1 ..           |                          |
| 3675-52                   | 35-1-1                 | Dowel, kick-starter case cover locating piece .. ..                             | 2 ..           |                          |
| 3680-52                   | G-21-2                 | Driving ratchet .. ..   | 1 ..           |                          |
| 3191-33                   | G-20-1                 | Ratchet pinion .. ..  | 1 ..           |                          |
| 3196-33                   | 36-8-2                 | Ratchet pinion spring .. ..   | 1 ..           |                          |
| 3683-52                   | 19-7-3                 | Ratchet pinion bush .. ..   | 1 ..           |                          |
| 3325-31                   | G-22-1                 | Kick-starter quadrant .. ..   | 1 ..           |                          |

| Order by<br>SPARES<br>No. | Do not use<br>PART No. | DESCRIPTION OF PART   | No.<br>per Set | PRICE<br>EACH<br>£ s. d. |
|---------------------------|------------------------|---|----------------|--------------------------|
| 3686-52                   | G-23-1                 | Kick-starter quadrant spindle ..                                | 1              | ..                       |
| 3688-52                   | 20-7-2                 | Kick-starter spindle bush (inner) ..                            | 1              | ..                       |
| 3689-52                   | 20-8-14                | Kick-starter spindle bush (outer) ..                            | 1              | ..                       |
| 3335-48                   | 36-8-1                 | Kick-starter spring .. ..                                       | 1              | ..                       |
| 3690-52                   | 35-2-1                 | Kick-starter spring pin .. ..                                   | 1              | ..                       |
| 3696-52                   | G-43-7                 | Kick-starter lever .. ..  | 1              | ..                       |
| 3305-31                   | G-45-1                 | Kick-starter lever pedal .. ..                                  | 1              | ..                       |
| 3307-35                   | E9/562                 | Kick-starter lever pedal rubber ..                              | 1              | ..                       |
| 3310-37                   | 10-4-1                 | Kick-starter lever pinch bolt ..                                | 1              | ..                       |
| 3698-52                   | 11-4-1                 | Kick-starter lever pinch bolt nut ..                            | 1              | ..                       |
| 3699-52                   | 27-7-5                 | Kick-starter spindle oil seal ..                                | 1              | ..                       |
| 3701-52                   | 12-4-1                 | Kick-starter lever bolt washer ..                               | 1              | ..                       |
| 3705-52                   |                        | Cam assembly .. ..  | 1              | ..                       |
| 3707-52                   | G-42-1                 | Cam plunger .. ..   | 1              | ..                       |
| 3709-52                   | 36-2-1                 | Cam plunger spring .. ..  | 1              | ..                       |
| 3711-52                   | 20-4-1                 | Cam spindle bush (inner) .. ..                                  | 1              | ..                       |
| 3713-52                   | 11-2-3                 | Cam spindle nut, retaining indicator ..                         | 1              | ..                       |
| 3716-52                   | G-25-2                 | Quadrant and drive peg for control spindle                      | 1              | ..                       |
| 3718-52                   | G-24-2                 | Quadrant spindle .. ..  | 1              | ..                       |
| 3720-52                   | 20-3-1                 | Quadrant spindle bush (inner) ..                                | 1              | ..                       |
| 3723-52                   | 20-8-9                 | Quadrant spindle bush (outer) ..                                | 1              | ..                       |
| 3725-52                   | 12-5-2                 | Quadrant spindle cover washer ..                                | 1              | ..                       |
| 3728-52                   | 36-11-1                | Main return spring for control quadrant..                       | 1              | ..                       |
| 3733-52                   | G-29-2                 | Selector fork .. ..   | 2              | ..                       |
| 3736-52                   | G-30-2                 | Selector fork spindle .. ..                                     | 2              | ..                       |
| 3738-52                   | 12-7-4                 | Selector spindle cover washer ..                                | 2              | ..                       |
| 3739-52                   | 35-3-1                 | Selector spindle peg .. ..                                      | 4              | ..                       |
| 3741-52                   | 16-1-4                 | Selector spindle cotter pin .. ..                               | 4              | ..                       |
| 3743-52                   | 27-7-4                 | Selector spindle oil seal .. ..                                 | 1              | ..                       |
| 3746-52                   | 36-8-3                 | Return spring (secondary) (coil) ..                             | 1              | ..                       |
| 3750-52                   | G-44-6                 | Foot change lever .. ..   | 1              | ..                       |
| 3514-33                   | 10-2-2                 | Foot change lever bolt .. ..                                    | 1              | ..                       |
| 3516-33                   | 11-2-1                 | Foot change lever bolt nut .. ..                                | 1              | ..                       |
| 3752-52                   | 12-2-1                 | Foot change lever bolt nut washer ..                            | 1              | ..                       |
| 3508-33                   | G-48-1                 | Foot change lever rubber .. ..                                  | 1              | ..                       |
| 3756-52                   | G-47-1                 | Foot change indicator .. ..                                     | 1              | ..                       |
| 3758-52                   | 27-4-2                 | Foot change indicator oil seal ..                               | 1              | ..                       |
| 3760-52                   | 20-4-2                 | Cam spindle bush (outer) .. ..                                  | 1              | ..                       |
| 3763-52                   | 36-4-1                 | Indicator oil seal spring .. ..                                 | 1              | ..                       |
| 3766-52                   | G-35-5                 | Mainshaft sleeve .. ..  | 1              | ..                       |
| 3770-52C                  | G-33-2C                | Clutch operating lever .. ..                                    | 1              | ..                       |
| 3783-52                   | 11-3-2                 | Clutch operating lever adjusting sleeve ..                      | 1              | ..                       |
| 3785-52                   | 32-7-1                 | Adjusting sleeve cap .. ..                                      | 1              | ..                       |
| 3788-52                   | 14-2-9                 | Adjusting sleeve cap screw .. ..                                | 2              | ..                       |
| 3790-52                   | G-54-2                 | Clutch operating plunger .. ..                                  | 1              | ..                       |
| 3794-52                   | 17-3-2                 | Clutch operating plunger ball ( $\frac{1}{16}$ in.) ..          | 1              | ..                       |
| <b>CLUTCH PARTS</b>       |                        |   |                |                          |
| <b>GB TYPE GEARBOX</b>    |                        |   |                |                          |
| 3350-36                   | G-36-9                 | Clutch case (three-plate) .. ..                                 | 1              | ..                       |
| 3355-48                   | G-37-8                 | Clutch centre (three-plate) .. ..                               | 1              | ..                       |
| 3351-36                   | G-36-8                 | Clutch case (two-plate) .. ..                                   | 1              | ..                       |
| 3356-48                   | G-37-7                 | Clutch centre (two-plate) .. ..                                 | 1              | ..                       |
| 3360-36                   | G-40-7                 | Clutch plate, fitted cork inserts ..                            | 2 or 3         | ..                       |
| 3365-36                   | 84Q/M1                 | Clutch corks .. ..  | per doz.       | ..                       |
| 3370-36                   | G-39-5                 | Clutch plain plate .. ..  | 3 or 4         | ..                       |
| 3380-36                   | G-34-5                 | Chain wheel ( $\frac{1}{2}$ in. $\times$ .305 in. $\times$ 44T) | 1              | ..                       |
| 3388-41                   | 12-12-6                | Chain wheel set pin lock washer ..                              | 1              | ..                       |
| 3391-36                   | 10-2-4                 | Chain wheel set pin .. ..                                       | 6              | ..                       |
| 3394-36                   | 12-11-7                | Thrust washer (inner) .. ..                                     | 1              | ..                       |

### EXPLODED VIEW OF CLUTCH (TYPE GB GEARBOX)



| Order by SPARES No. | Do not use PART No. | DESCRIPTION OF PART                         | No. per Set | PRICE EACH £ s. d. |
|---------------------|---------------------|---|-------------|--------------------|
| 3397-36             | 12-11-8             | Thrust washer (outer) .. ..                 | 1 ..        |                    |
| 3400-41             | G-38-3              | Clutch spring plate .. ..                   | 1 ..        |                    |
| 3402-52             | 40-7-2              | Clutch spring plate thrust cup .. ..        | 1 ..        |                    |
| 3405-36             | 36-6-2              | Clutch spring .. ..                         | 5 ..        |                    |
| 3410-31             | G-42-2              | Clutch spring cup .. ..                     | 5 ..        |                    |
| 3413-31             | 11-2-2              | Clutch spring adjusting nut .. ..           | 5 ..        |                    |
| 3417-36             |                     | Clutch spring stud (three-plate) .. ..      | 5 ..        |                    |
| 3418-50             | 13-2-13             | Clutch spring stud (two-plate) .. ..        | 5 ..        |                    |
| 3420-37             | G-53-1              | Roller cage .. ..                           | 1 ..        |                    |
| 3423-36             | 18-1-1              | Needle rollers .. .. price per set of 12 .. |             |                    |
| 3430-52             | 37-3-6              | Clutch operating rod (three-plate) .. ..    | 1 ..        |                    |
| 3431-52             | 37-3-5              | Clutch operating rod (two-plate) .. ..      | 1 ..        |                    |

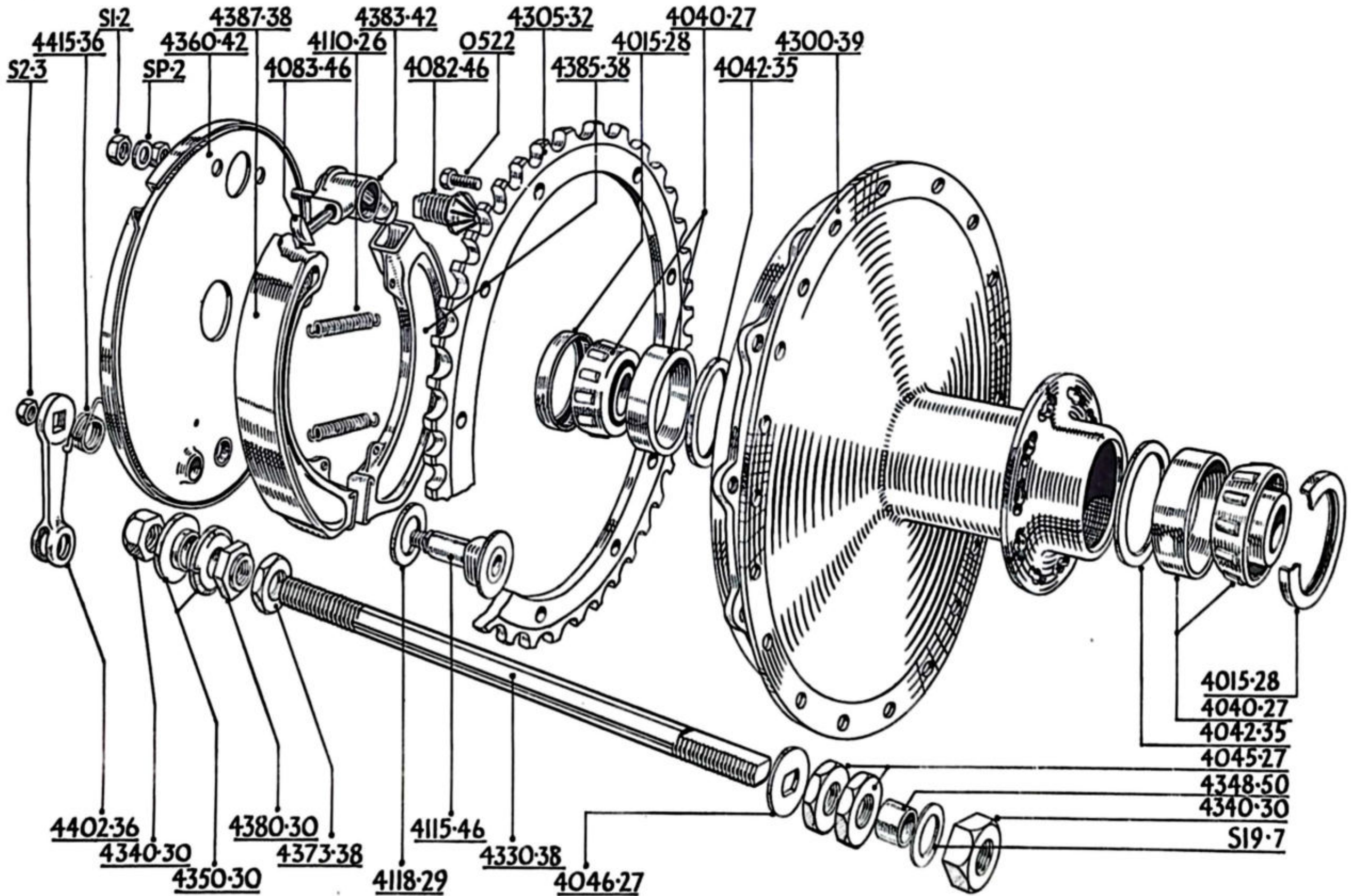
PARTS LISTED BELOW ARE FITTED TO GB10 (WIDE RATIO) GEARBOX ONLY, OTHER PARTS ARE AS THOSE FITTED TO GB5 AND GB6 GEARBOX

|         |        |   |      |  |
|---------|--------|---|------|--|
| 3640-52 | G6-5   | Driving gear, 30T .. ..                       | 1 .. |  |
| 3645-52 | G10-4  | Second gear (mainshaft), 21T .. ..            | 1 .. |  |
| 3647-52 | G13-4  | First gear (layshaft), 30T .. ..              | 1 .. |  |
| 3655-52 | G7-4   | Layshaft small gear, 17T .. ..                | 1 .. |  |
| 3360-50 | 3X/M5  | Clutch plate, fitted neoprene inserts .. ..   | 2 .. |  |
| 3365-50 | 84/2Q  | Neoprene inserts .. .. per doz. ..            |      |  |
| 3405-50 | 21X/M4 | Clutch spring .. ..                           | 5 .. |  |
| 3300-52 | G43-3  | Kick-starter lever, folding type .. ..        | 1 .. |  |
| 3305-52 | G45-2  | Kick-starter lever pedal .. ..                | 1 .. |  |
| 3309-52 | 12-6-4 | Kick-starter lever spring washer .. ..        | 1 .. |  |
| 3312-52 | 11-4-5 | Kick-starter lever pedal nut .. ..            | 1 .. |  |
| 3315-52 | 12-4-3 | Kick-starter lever pedal washer (plain) .. .. | 1 .. |  |

#### FIXED REAR WHEEL AND HUB (RIGID FRAME)

|          |          |   |       |  |
|----------|----------|---|-------|--|
| 4300-39  | C15/77AC | Hub, brake drum and spoke flange only ..  | 1 ..  |  |
| 4300C-51 |          | Wheel c/w bearings, spindle, brake parts and sprocket, less tyre. (State finish required) .. .. | 1 ..  |  |
| 4302-39  |          | Hub, rim and spokes only, built up. (State finish required) .. ..                               | 1 ..  |  |
| 4305-32  | C15/22   | Chain sprocket, 47T .. ..   | 1 ..  |  |
| 0522     | C13/84   | Chain sprocket bolt .. ..   | 10 .. |  |
| 4319-53  | 1214     | Chain sprocket bolt tab washer .. ..  | 10 .. |  |
| 4015-28  | C14/27   | Grease retainer (pressed in hub, outside bearing) .. ..   | 2 ..  |  |
| 4330-38  | C15/109  | Rear wheel spindle .. ..  | 1 ..  |  |
| 4040-27  | C13/41   | Taper roller bearing, complete .. ..  | 2 ..  |  |
| 4042-35  | C15/67   | Taper roller bearing abutment washer inside hub tube .. ..                                      | 2 ..  |  |
| 4045-27  | C13/32   | Taper roller bearing adjusting and locking nut .. ..  | 2 ..  |  |
| 4046-27  | C13/33   | Lock washer for spindle—fits between cone and inner locknut .. ..                               | 1 ..  |  |
| 4340-30  | C13/118  | Wheel spindle nut .. ..   | 2 ..  |  |
| 4348-50  | C15/199  | Spindle distance piece .. ..  | 1 ..  |  |
| 4350-30  | C13/114  | Fork end spindle bush—brake drum side ..  | 2 ..  |  |
| 4360-42  | C15/171C | Brake plate with fixed fittings .. ..   | 1 ..  |  |
| 4373-38  | C15/107  | Brake plate abutment nut—inside plate ..  | 1 ..  |  |
| 4375-36  | E9/582   | Brake plate anchor bar .. ..  | 1 ..  |  |
| 4380-30  | C13/115  | Brake plate locking nut .. ..   | 1 ..  |  |
| 4082-46  | C20/32   | Brake adjusting wedge .. ..   | 1 ..  |  |
| 4083-46  | C20/31   | Wedge spindle .. ..   | 2 ..  |  |
| 4383-42  | C15/23B  | Wedge holder .. ..  | 1 ..  |  |
| SP/2     |          | ¼ in. diameter shakeproof washer .. ..  | 2 ..  |  |

**FIXED REAR WHEEL HUB ASSEMBLY (RIGID FRAME)**



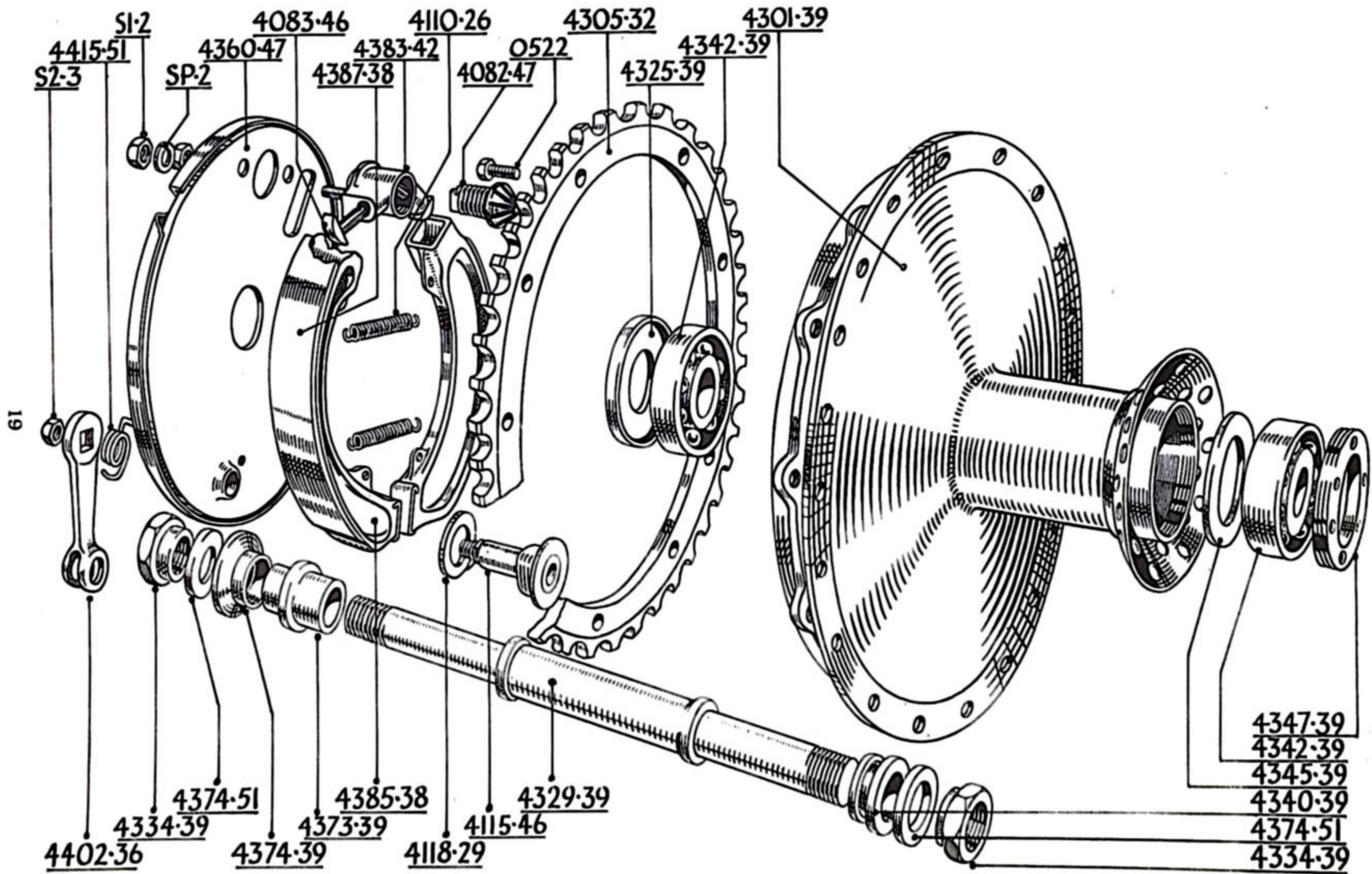
17

| Order by<br>SPARES<br>No. | Do not use<br>PART No. | DESCRIPTION OF PART  | No.<br>per Set | PRICE<br>EACH<br>£ s. d. |
|---------------------------|------------------------|--|----------------|--------------------------|
| S1/2                      |                        | Nut for wedge holder .. .. .   | 2 ..           |                          |
| 4385-38                   | C15/97                 | Brake shoe half, c/w lining .. .. .  | 2 ..           |                          |
| 4387-38                   | C15/104                | Brake lining (6 $\frac{1}{8}$ in. $\times$ 1 $\frac{1}{8}$ in. $\times$ $\frac{3}{16}$ in.), c/w<br>rivets .. .. . per pair .. |                |                          |
| 4108-26                   | C13/24                 | Brake lining rivets .. .. . per set of 12 ..   |                |                          |
| 4110-26                   | C13/5                  | Brake shoe return spring .. .. .   | 2 ..           |                          |
| 4115-46                   | C20/11                 | Brake cam .. .. .  | 1 ..           |                          |
| 4118-29                   | C13/66                 | Brake cam washer, loose .. .. .  | 2 ..           |                          |
| 4402-36                   | C15/83                 | Brake cam lever .. .. .  | 1 ..           |                          |
| 4415-36                   | C15/91                 | Brake cam lever return spring .. .. .  | 1 ..           |                          |
| 003                       |                        | Grease nipple (angle) .. .. .  | 1 ..           |                          |
| WM2-19                    |                        | Rim for 26 in. $\times$ 3.25 in. tyre, black and<br>chrome, 40 hole .. .. .  | 1 ..           |                          |
| WM2-19                    |                        | Rim for 26 in. $\times$ 3.25 in. tyre, chrome and<br>red, 40 hole .. .. .  | 1 ..           |                          |
| 4519-35                   |                        | Nipple for 10G. spoke .. .. .  | 40 ..          |                          |
| 4545-51                   |                        | Set of spokes with nipples for WM2-19 rim  | 40 ..          |                          |
| 4546-51                   | C15/220                | Spoke for brake side, 6 $\frac{1}{2}$ in. $\times$ 8-10G., butted<br>90° .. .. .   | 20 } c/w       |                          |
| 4547-51                   | C15/219                | Spoke for flange side, 8 $\frac{1}{8}$ in. $\times$ 10G., 105°   | 20 } nipple    |                          |
| 4349-50                   | C15/206-7              | Adjusting washer, L/S, 27G., 21G. (as<br>required) .. .. .   | - ..           |                          |
| 4349B-50                  |                        | Adjusting washer, R/S, 13G., 16G., 21G.<br>(as required) .. .. .   | - ..           |                          |
| WM3-19                    |                        | Rim (red and chrome), 40 hole, with<br>security bolt (VCH only) .. .. .  | 1 ..           |                          |

#### FIXED REAR WHEEL AND HUB (SPRING FRAME)

|          |         |  |       |  |
|----------|---------|--|-------|--|
| 4301-39  | C15/113 | Hub, brake drum and 4301-39 spoke flange<br>only .. .. .   | 1 ..  |  |
| 4301C-53 |         | Wheel c/w bearings, spindle, brake parts<br>and sprocket, less tyre. (State finish<br>required) .. .. .                        | 1 ..  |  |
| 4303-51  |         | Hub assembly, 4301-39, with rim and<br>spokes, built up. (State finish required)   | 1 ..  |  |
| 4305-32  | C15/22  | Chain sprocket, 47T .. .. .  | 1 ..  |  |
| 0522     | C13/84  | Chain sprocket bolt .. .. .  | 10 .. |  |
| 4319-53  | 1214    | Chain sprocket bolt tab washer .. .. .   | 1 ..  |  |
| 4325-39  | C15/122 | Grease retainer (pressed in hub, outside<br>bearing) .. .. .   | 1 ..  |  |
| 4329-39  | C15/114 | Wheel spindle .. .. .  | 1 ..  |  |
| 4334-39  | DW/41   | Wheel spindle nut .. .. .  | 2 ..  |  |
| 4340-39  | C15/123 | Fork end distance piece, R/S .. .. .   | 1 ..  |  |
| 4342-39  | MS/8    | Ball bearing .. .. .   | 2 ..  |  |
| 4345-39  | C15/128 | Ball bearing abutment washer inside hub<br>tube, R/S .. .. .   | 1 ..  |  |
| 4347-39  | DW/7    | Ball bearing locking nut, R/S .. .. .  | 1 ..  |  |
| 4360-53  | DW/92AC | Brake plate with fixed fittings .. .. .  | 1 ..  |  |
| 4373-39  | C15/117 | Brake plate distance piece, inside plate ..  | 1 ..  |  |
| 4374-39  | DW/38   | Fork end distance piece .. .. .  | 1 ..  |  |
| 4374-51  | DW/113  | Outside distance collar .. .. .  | 2 ..  |  |
| 4082-47  | DW/91   | Brake fulcrum adjusting wedge .. .. .  | 1 ..  |  |
| 4083-46  | C20/31  | Brake fulcrum spindle .. .. .  | 2 ..  |  |
| 4383-42  | C15/23B | Brake wedge holder .. .. .   | 1 ..  |  |
| S1-2     |         | Nut securing holder .. .. .  | 2 ..  |  |
| SP-2     |         | Shakeproof washer .. .. .  | 2 ..  |  |
| 4385-38  | C15/97  | Brake shoe half, c/w lining .. .. .  | 2 ..  |  |
| 4387-38  | C15/104 | Brake lining (6 $\frac{1}{8}$ in. $\times$ 1 $\frac{1}{8}$ in. $\times$ $\frac{3}{16}$ in.), c/w<br>rivets .. .. . per pair .. |       |  |

**FIXED REAR WHEEL HUB ASSEMBLY (SPRING FRAME)**



| Order by SPARES No. | Do not use PART No. | DESCRIPTION OF PART   | No. per Set | PRICE EACH<br>£ s. d. |
|---------------------|---------------------|---|-------------|-----------------------|
| 4108-26             | C13/24              | Brake lining rivets .. .. per set of 12                             | 12          | ..                    |
| 4110-26             | C13/5               | Brake shoe return spring .. ..                                      | 2           | ..                    |
| 4115-46             | C20/11              | Brake cam .. ..   | 1           | ..                    |
| 4118-29             | C13/66              | Brake cam washer, loose .. ..                                       | 1           | ..                    |
| S4402-53            | E9/1471             | Brake cam lever for brake cable .. ..                               | 1           | ..                    |
| S4415-53            | E9/1479             | Brake cam lever return spring .. ..                                 | 1           | ..                    |
| 003                 |                     | Grease nipple (angle) .. ..   | 1           | ..                    |
| 4502-51             | WM2-19              | Rim, 40 hole (black and chrome) .. ..                               | 1           | ..                    |
| 4502K-51            | WM2-19              | Rim, 40 hole (red and chrome) .. ..                                 | 1           | ..                    |
| 4519-51             |                     | Nipple for 10G. spoke .. ..   | 40          | ..                    |
| 4545-51             |                     | Set of spokes and nipples for 26 in. x 3.25 in. rim .. ..           | 40          | ..                    |
| 4546-51             | C15/220             | Spoke for WM2-19 rim, brake side, 6½ in. x 8-10G., butted 90° .. .. | 20          | } c/w nipple          |
| 4547-51             | C15/223             | Spoke for WM2-19 rim, flange side, 9¼ in. x 10G., plain 135° .. ..  | 20          |                       |

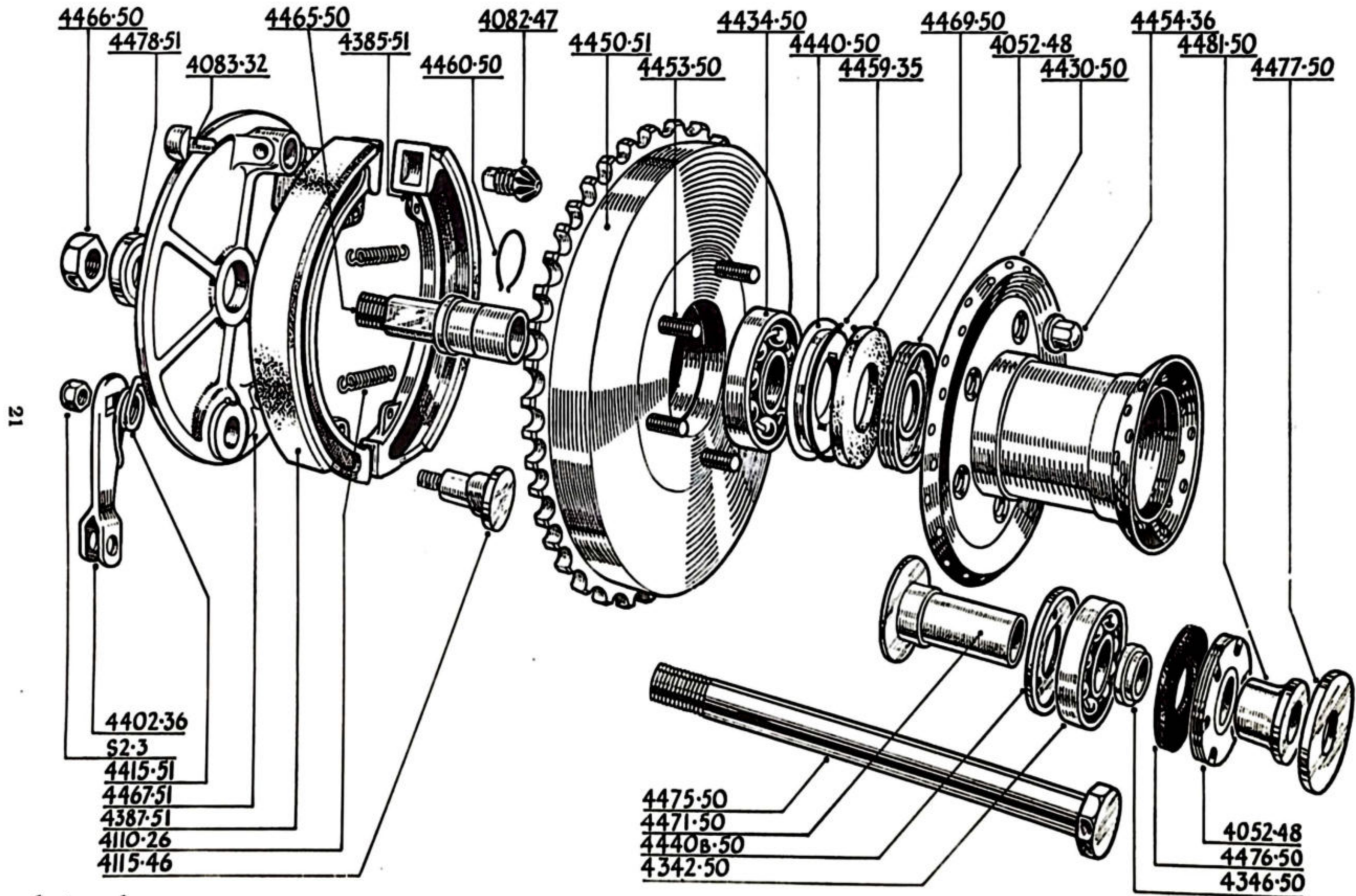
(R) For rigid frame (S) For spring frame

**DETACHABLE REAR WHEEL**

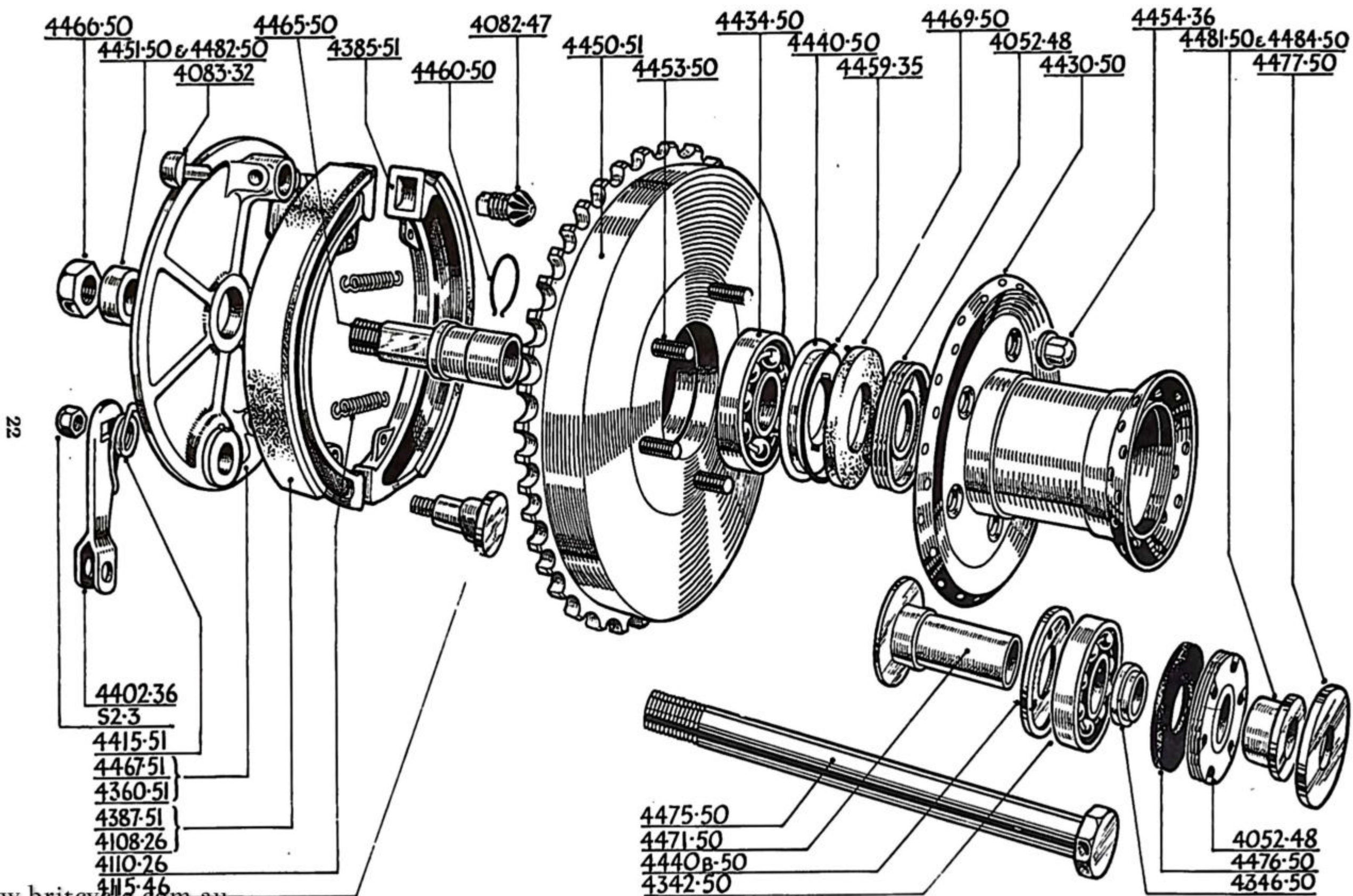
|          |          |  |   |    |
|----------|----------|--|---|----|
| 4429-50  |          | Detachable rear wheel only comprising hub, bearing, locking ring and grease retainer, etc., rim and spokes built up. (State finish required) .. .. | 1 | .. |
| 4429-53C |          | Detachable wheel c/w brake parts and all fittings, less tyre (state if for rigid or spring frame and finish required) .. ..                        | 1 | .. |
| 4430-50  | DW/116   | Hub assembly only, less brake drum .. ..   | 1 | .. |
| 4342-50  |          | Ball bearing for hub, R/S, ¾ in. bore .. ..  | 1 | .. |
| 4434-50  |          | Ball bearing, L/S, 1 in. bore .. ..  | 1 | .. |
| 4346-50  | DW/104   | Collar for ball race, R/S .. ..  | 1 | .. |
| 4440-50  | DW/100   | Grease retainer, large .. ..   | 1 | .. |
| 4440B-50 | DW/101   | Grease retainer, small .. ..   | 1 | .. |
| 4052-48  | C20/18   | Locking ring .. ..   | 2 | .. |
| 4471-50  | DW/96C   | Distance tube and retaining sleeve in hub .. ..  | 1 | .. |
| 4450-51  | C15/211  | Brake drum and chain wheel, c/w studs .. ..  | 1 | .. |
| 4453-50  | C15/93A  | Brake drum drive stud .. ..  | 5 | .. |
| 4454-36  | C15/92   | Brake drum drive stud nut .. ..  | 5 | .. |
| 4459-35  | A7/500   | Circlip, large, brake drum side .. ..  | 1 | .. |
| 4460-50  | DW/103   | Circlip for fixed spindle .. ..  | 1 | .. |
| 4465-50  | DW/102   | Fixed spindle (¾ in. x 12T) .. ..  | 1 | .. |
| 4465-53  | DW/102A  | Fixed spindle (¾ in. x 20T) .. ..  | 1 | .. |
| 4466-50  | DW/109   | Fixed spindle locknut (¾ in. x 12T) .. ..  | 1 | .. |
| 4466-53  | DW/109A  | Fixed spindle locknut (¾ in. x 20T) .. ..  | 1 | .. |
| 4469-50  | DW/108   | Cork, grease retaining washer .. ..  | 1 | .. |
| 4469-53  |          | Shakeproof washer for spindle bolt and fixed spindle locknut .. ..   | 2 | .. |
| 4476-50  | DW/112   | Grease retaining washer (rubber), next locking ring .. ..  | 1 | .. |
| 4475-50  | DW/98    | Spindle bolt (¾ in. x 12T) .. ..   | 1 | .. |
| 4475-53  | DW/98A   | Spindle bolt (¾ in. x 20T) .. ..   | 1 | .. |
| S4477-50 | DW/106   | Spindle bolt distance collar, next head and bolt locknut .. ..   | 2 | .. |
| S4478-51 | DW/121   | Distance piece, L/S (⅝ in. wide) .. ..   | 1 | .. |
| S4481-50 | DW/105   | Butted slip collar, R/S .. ..  | 1 | .. |
| R4360-51 | C15/215  | Brake plate .. ..  | 1 | .. |
| S4467-53 | C15/212A | Brake plate c/w fixed fittings .. ..   | 1 | .. |
| 4115-46  | C20/11   | Brake cam .. ..  | 1 | .. |
| 4118-29  | C13/66   | Brake cam washer .. ..   | 1 | .. |
| R4402-36 | C15/83   | Brake cam lever .. ..  | 1 | .. |



**DETACHABLE REAR WHEEL HUB ASSEMBLY (SPRING FRAME)**



# DETACHABLE REAR WHEEL HUB ASSEMBLY (RIGID FRAME)



22

| Order by<br>SPARES<br>No. | Do not use<br>PART No. | DESCRIPTION OF PART  | No.<br>per Set | PRICE<br>EACH<br>£ s. d. |
|---------------------------|------------------------|--|----------------|--------------------------|
| S4402-53                  | E9/1471                | Brake cam lever for brake cable .. ..  | 1 ..           |                          |
| R4415-51                  | C15/214                | Spring for brake lever .. ..   | 1 ..           |                          |
| S4415-53                  | E9/1479                | Spring for brake lever .. ..   | 1 ..           |                          |
| R0737A                    | C15/218                | Bolt for brake anchorage .. ..   | 1 ..           |                          |
|                           |                        | Nut for R0737A ( $\frac{3}{8}$ in. B.S.F.) .. ..                               | 1 ..           |                          |
| 4082-47                   | DW/91                  | Brake fulcrum adjusting wedge .. ..  | 1 ..           |                          |
| 4083-32                   | C15/24                 | Wedge spindle .. ..  | 2 ..           |                          |
| 4385-51                   | C15/213                | Brake shoe half, c/w lining .. ..  | 2 ..           |                          |
| 4387-51                   | C15/216                | Brake lining, c/w rivets .. .. per pair  | ..             |                          |
| 4108-26                   | C13/24                 | Brake lining rivet .. .. per set of 16   | ..             |                          |
| 4110-26                   | C13/5                  | Brake shoe return spring .. ..   | 2 ..           |                          |
| 4502K-51                  | WM2-19                 | Rim (3.25 x 19), 40 hole (State finish<br>required) (VH, VHA, NH and VB) .. .. | 1 ..           |                          |
| 4546-50                   | DW/117                 | Spokes, brake side, 7 in. butted 8-10G., 135°                                  | 20 } c/w       |                          |
| 4547-50                   | DW/118                 | Spokes, flange side, 8 $\frac{1}{2}$ in. plain 10G., 135°                      | 20 } nipple    |                          |
| 4548-50                   |                        | Set of spokes and nipples for detachable<br>rear wheel.. ..                    | 40 ..          |                          |
| R4482-50                  | DW/114                 | Spindle distance collar, L/S .. ..   | 1 ..           |                          |
| R4484-50                  | DW/115                 | Butted slip collar .. ..   | 1 ..           |                          |
| R4451-50                  | DW/113                 | Distance collar, R/S .. ..   | 1 ..           |                          |
|                           |                        | Grease nipple (angle) ( $\frac{1}{4}$ in. x 26 T.P.I.) ..                      | 1 ..           |                          |

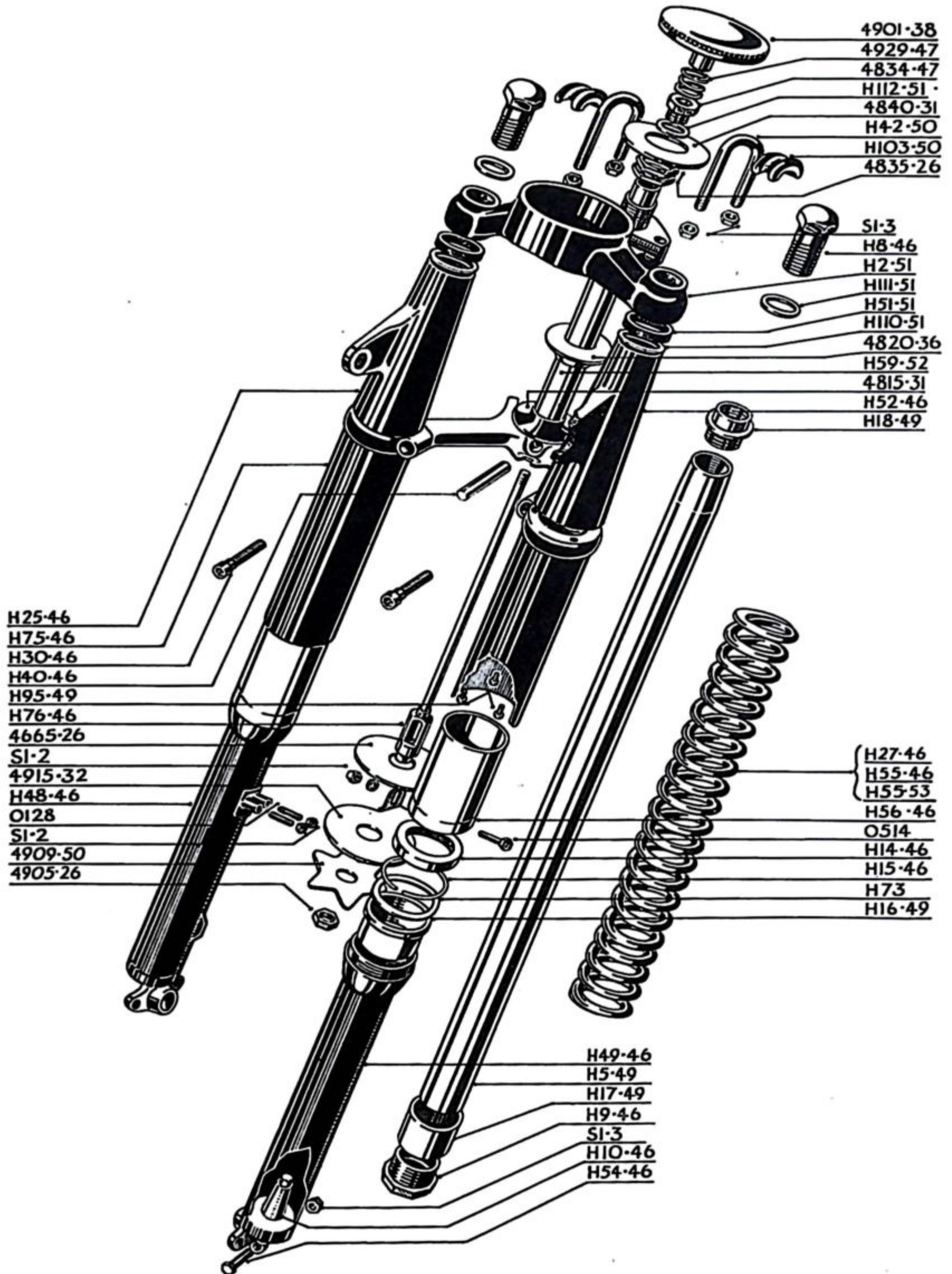
(R) For rigid frame

(S) For spring frame

### TELESCOPIC FORK ASSEMBLY AND ALL FITTINGS

|         |        |   |      |  |
|---------|--------|---|------|--|
| Tele/52 |        | Fork assembly complete .. ..  | 1 .. |  |
| H2/51   | H/107  | Handlebar bracket .. ..   | 1 .. |  |
| H5/49   | H/94   | Fork shaft .. ..  | 2 .. |  |
| H8/46   |        | Shaft head nut .. ..  | 2 .. |  |
| H9/46   |        | Plug (for shaft, bottom) .. ..  | 2 .. |  |
| H10/46  |        | Oil regulator plunger .. ..   | 2 .. |  |
| H10/50  | H/62   | Oil regulator plunger (VCH only) .. ..  | 2 .. |  |
| H14/46  |        | Oil seal .. ..  | 2 .. |  |
| H15/46  |        | Circlip .. ..   | 2 .. |  |
| H16/49  | H/16A  | Top bearing .. ..   | 2 .. |  |
| H17/49  | H/17A  | Lower bearing .. ..   | 2 .. |  |
| H18/49  | H/90   | Plug for fork shaft (top) .. ..   | 2 .. |  |
| H25/46  |        | Top cover and headlamp bracket, R/S ..  | 1 .. |  |
| H52/46  |        | Top cover and headlamp bracket, L/S ..  | 1 .. |  |
| 081     | E8/492 | Screw for bottom cover plate .. ..  | 6 .. |  |
|         |        | Spring washer for 081 .. .. per set of 6  | ..   |  |
| H51/51  | H/108  | Rubber washer .. ..   | 2 .. |  |
| H27/46  |        | Spring (solo), yellow spot, overall length<br>10 $\frac{3}{8}$ in.—10 $\frac{1}{2}$ in. .. .. | 2 .. |  |
| H55/46  |        | Spring (sidecar), red spot, overall length<br>9 $\frac{1}{8}$ in.—9 $\frac{3}{8}$ in. .. ..   | 2 .. |  |
| H55/53  | H/139  | Spring (heavy duty), sidecar .. ..  | 2 .. |  |
| H30/46  |        | Bolt for crown .. ..  | 2 .. |  |
| H76/46  |        | Damper bolt assembly .. ..  | 1 .. |  |
| H40/46  |        | Fork crown pin .. ..  | 1 .. |  |
| H42/50  | H/42A  | Handlebar shackle .. ..   | 2 .. |  |
| H49/46  |        | Sliding tube, N.S. assembly .. ..   | 1 .. |  |
| H48/46  |        | Sliding tube, O.S. assembly .. ..   | 1 .. |  |
| H59/52  | H/91A  | Steering column complete .. ..  | 1 .. |  |
| H75/46  |        | Bottom cover and plate assembly .. ..   | 2 .. |  |
| H54/46  |        | Bolt for fork end .. ..   | 1 .. |  |
| S1/3    |        | Nut for fork end bolt .. ..   | 1 .. |  |
| S19/3   |        | Washer for fork end bolt .. ..  | 1 .. |  |
| S1/3    |        | Nut for handlebar shackle .. ..   | 4 .. |  |

## TELESCOPIC FRONT FORK ASSEMBLY



| Order by<br>SPARES<br>No. | Do not use<br>PART No. | DESCRIPTION OF PART   | No.<br>per Set | PRICE<br>EACH<br>£ s. d. |
|---------------------------|------------------------|---|----------------|--------------------------|
| S19/3                     |                        | Washer for handlebar shackle .. ..                          | 4 ..           |                          |
| H56/46                    |                        | Oil seal holder complete .. ..                              | 2 ..           |                          |
| 0128                      | A6/84                  | Stud for centre stay .. ..                                  | 4 ..           |                          |
| H73A                      |                        | Shim (top bearing and circlip), .010 in.,<br>as reqd. .. .. | - ..           |                          |
| H73B                      |                        | Shim (top bearing and circlip), .020 in.,<br>as reqd. .. .. | - ..           |                          |
| H73C                      |                        | Shim (top bearing and circlip), .030 in.,<br>as reqd. .. .. | - ..           |                          |
| H110/51                   |                        | Washer for H51 (steel) .. ..                                | 2 ..           |                          |
| H111/51                   |                        | Washer for fork shaft head nut .. ..                        | 2 ..           |                          |
| H112/51                   |                        | Washer for steering column (top) .. ..                      | 1 ..           |                          |
| H113/51                   |                        | Washer for steering column (bottom) .. ..                   | 1 ..           |                          |
| H113/53                   | 29/5338                | Washer for lower bearing .. ..                              | 2 ..           |                          |
| 0590                      | E8/548                 | Bolt for headlamp fixing .. ..                              | 2 ..           |                          |
| H93/49                    |                        | Distance piece for headlamp fixing .. ..                    | 2 ..           |                          |
| H103/50                   |                        | Liner for handlebar shackle .. ..                           | 2 ..           |                          |
| 4749-47                   | C20/26A                | Brake stop lug .. ..  | 1 ..           |                          |
| 4167-47                   | C20/22                 | Cable adjuster (front brake) .. ..                          | 1 ..           |                          |
| 4168-47                   | C20/23                 | Adjuster locknut .. ..                                      | 1 ..           |                          |

### STEERING HEAD FITTINGS (Telescopic Fork Assembly)

|         |          |   |      |  |
|---------|----------|---|------|--|
| 4815-31 | D10/3    | Steering crown ball race .. ..                                  | 1 .. |  |
| 4818-31 | D10/2    | Headclip ball race .. ..  | 1 .. |  |
| 4820-36 | D10/137  | Outer race, head lug .. ..                                      | 2 .. |  |
| S9-2    |          | ¼ in. diameter steel balls (20 per race)<br>per set of 40 .. .. | ..   |  |
| 4838-31 | D10/7    | Felt washer .. ..   | 2 .. |  |
| 4840-31 | D10/8    | Dust cover .. ..  | 1 .. |  |
| 4835-26 | D8/21    | Nut for steering column .. ..                                   | 2 .. |  |
| 4834-52 | H/41A    | Steering column plug .. ..                                      | 1 .. |  |
| 081     | E8/492   | Screw for cable clip .. ..                                      | 2 .. |  |
| 4842-32 | E9/310   | Cable clip (on head lug) .. ..                                  | 2 .. |  |
| 4901-38 | D10/141C | Steering damper knob .. ..                                      | 1 .. |  |
| P6      |          | Grease nipple for head lug race .. ..                           | 2 .. |  |
| 4905-26 | D9/19    | Locknut (damper) .. ..  | 1 .. |  |
| 4009-35 | D10/136A | Star washer .. ..   | 1 .. |  |
| 4915-32 | E9/157   | Anchor plate .. ..  | 1 .. |  |
| 4665-26 | D8/26    | Friction disc .. ..   | 1 .. |  |
| 0514    | E8/390   | Bolt for anchor plate .. ..                                     | 1 .. |  |
| S1-2    |          | Nut for 0514 .. ..  | 1 .. |  |
| 4929-47 | D10/276  | Spring for damper knob .. ..                                    | 1 .. |  |

### HANDLEBARS AND FITTINGS (Telescopic Fork Assembly)

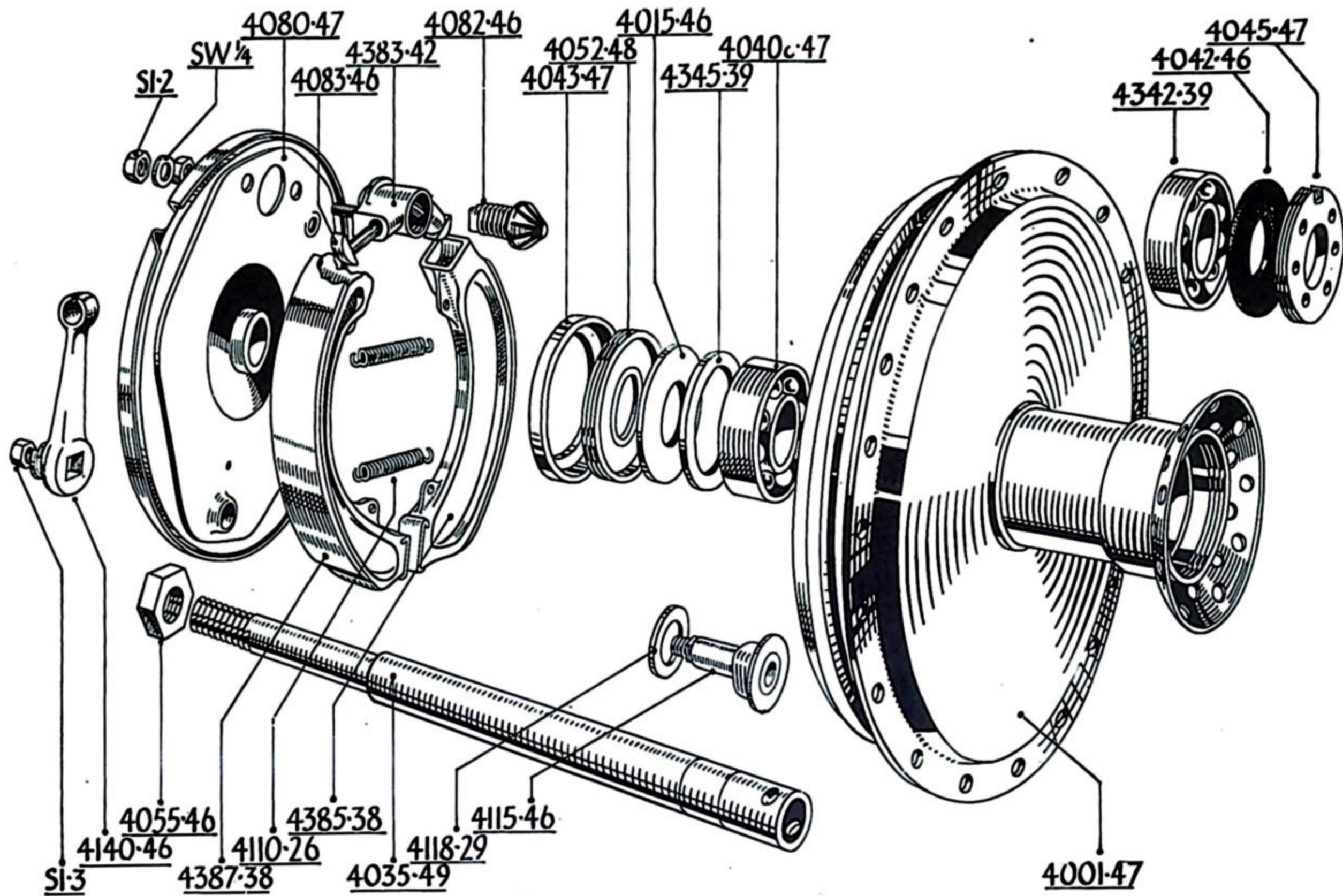
|          |      |   |      |  |
|----------|------|---|------|--|
| 6400-46  | H/63 | Handlebar (standard) .. ..                      | 1 .. |  |
| 6425-47  |      | 5 in. twist grip assembly complete (Amal) .. .. | 1 .. |  |
| 6425Q-47 |      | 5 in. dummy grip (Amal) .. ..                   | 1 .. |  |

### FRONT WHEEL ASSEMBLY AND FITTINGS

|          |        |   |      |  |
|----------|--------|---|------|--|
| 4000-50C |        | Wheel, complete bearings, spindle and<br>brake parts, less tyre .. .. | 1 .. |  |
| 4002-47  | C20/35 | Hub, rim and spokes only, built up .. ..                              | 1 .. |  |
| 4001-47  | C20/35 | Hub and brake drum assembly .. ..                                     | 1 .. |  |

### FRONT WHEEL HUB ASSEMBLY

26



| Order by<br>SPARES<br>No. | Do not use<br>PART No. | DESCRIPTION OF PART  | No.<br>per Set | PRICE<br>EACH<br>£ s. d. |
|---------------------------|------------------------|--|----------------|--------------------------|
| 4342-39                   | MS/8                   | Ball bearing, L/S .. .. .  | 1              | ..                       |
| 4040C-47                  | C20/38                 | Ball bearing with sleeve, R/S .. .. .                                | 1              | ..                       |
| 4042-46                   | C20/25                 | Oil retaining washer, L/S .. .. .                                    | 1              | ..                       |
| 4015-46                   | C20/24                 | Oil retaining washer, R/S .. .. .                                    | 1              | ..                       |
| 4045-47                   | C20/6                  | Locking ring (N.S.) .. .. .  | 1              | ..                       |
| 4052-48                   | C20/18                 | Locking ring (O.S.) .. .. .  | 1              | ..                       |
| 4043-47                   | C20/20                 | Locking ring cover .. .. .   | 1              | ..                       |
|                           |                        | Split pin ( $\frac{1}{8}$ in. diameter) .. .. .                      | 1              | ..                       |
| 4385-38                   | C15/97                 | Brake shoe with lining .. .. .                                       | 2              | ..                       |
| 4387-38                   | C15/104                | Brake shoe lining, complete with rivets .. .. .                      | 2              | ..                       |
|                           |                        | per pair .. .. .   |                | ..                       |
| 4108-26                   | C13/24                 | Rivet for lining .. .. .   | per set of 12  | ..                       |
| 4110-26                   | C13/5                  | Spring for shoes .. .. .   | 2              | ..                       |
| 4080-47                   | C20/37                 | Brake plate with fixed fittings .. .. .                              | 1              | ..                       |
| 4383-42                   | C15/23B                | Wedge holder .. .. .   | 1              | ..                       |
| 4083-46                   | C20/31                 | Wedge spindle .. .. .  | 2              | ..                       |
| 4082-46                   | C20/32                 | Brake wedge .. .. .  | 1              | ..                       |
| 4115-46                   | C20/11                 | Brake cam .. .. .  | 1              | ..                       |
| 4118-29                   | C13/66                 | Washer for cam .. .. .   | 2              | ..                       |
| 0625                      | C20/29                 | Bolt for brake anchorage .. .. .                                     | 1              | ..                       |
| 4140-46                   | C20/13                 | Brake lever .. .. .  | 1              | ..                       |
| 4035-49                   | C20/45                 | Hub spindle .. .. .  | 1              | ..                       |
| 4055-46                   | C20/17                 | Hub spindle nut .. .. .  | 1              | ..                       |
| C20/30-46                 |                        | Spring clip (brake cam) .. .. .                                      | 1              | ..                       |
| WM2-19                    |                        | Rim, black and chrome, 40 hole (3.25 x 19) (VB) .. .. .              | 1              | ..                       |
| WM1-21                    |                        | Rim, red and chrome, 40 hole, with security bolt (VCH) .. .. .       | 1              | ..                       |
| 4541-46                   | C20/28                 | Spoke and nipple, R/S (6½ in. x 10G.) plain (VB) .. .. .             | 20             | ..                       |
| 4532-46                   | DW/118                 | Spoke and nipple, L/S (8½ in. x 10G.) plain (VB) .. .. .             | 20             | ..                       |
| WM1-20                    |                        | Rim, red and chrome, 40 hole (3 in. x 20) (VH, NH and VHA) .. .. .   | 1              | ..                       |
| 4531-51                   | C20/50                 | Spoke c/w nipple (7 in. x 10G.) plain, R/S (VH, NH and VHA) .. .. .  | 20             | ..                       |
| 4537-51                   | C20/48                 | Spoke c/w nipple (9½ in. x 10G.) plain, L.S (VH, NH and VHA) .. .. . | 20             | ..                       |
| 4535-51                   |                        | Set spokes c/w nipples, WM1-20 rim .. .. .                           | per set of 40  | ..                       |
| 4540-46                   |                        | Set spokes c/w nipples, WM2-19 rim .. .. .                           | per set of 40  | ..                       |

### FRONT MUDGUARD AND STAND FITTINGS

|         |       |   |   |    |
|---------|-------|---|---|----|
| 4734-51 | H/121 | Mudguard, valanced, c/w centre fixing bracket (VB) .. .. .          | 1 | .. |
| 4714-51 | H/123 | Mudguard stay, valanced guard (VB) .. .. .                          | 2 | .. |
| 4702-51 | H/120 | Mudguard, plain, c/w centre fixing bracket (VH, NH and VHA) .. .. . | 1 | .. |
| 4711-51 | H/122 | Mudguard stay for plain guard .. .. .                               | 2 | .. |
| 4743-53 | H/137 | Moulding for number plate .. .. .                                   | 1 | .. |
| 4745-53 | H/129 | Front number plate .. .. .  | 1 | .. |
| S1-2    |       | Nut for number plate .. .. .  | 2 | .. |
| 4746-52 | H/128 | Front brake cable clip .. .. .                                      | 1 | .. |
| 098     | K/365 | Front brake cable clip screw .. .. .                                | 1 | .. |
| S1-1    |       | Front brake cable clip screw locknut .. .. .                        | 1 | .. |
| 4730-47 | H/47  | Front stand .. .. .   | 1 | .. |

| Order by<br>SPARES<br>No. | Do not use<br>PART No. | DESCRIPTION OF PART                    | No.<br>per Set | PRICE<br>EACH<br>£ s. d. |
|---------------------------|------------------------|--|----------------|--------------------------|
| 0564                      | D9/102                 | Bolt, locking stand .. .. .            | 1 ..           |                          |
| 4741-28                   | D9/101                 | Nut, locking stand .. .. .             | 1 ..           |                          |
| 4733-26                   | D9/34                  | Bolt for stand fixing .. .. .          | 2 ..           |                          |
| S1-3                      |                        | Nut for bolt .. .. .                   | 2 ..           |                          |
| S6-3                      |                        | Thackery washer .. .. .                | 2 ..           |                          |
| S1-2                      |                        | Nut .. .. .                            | 4 ..           |                          |
| 0510                      | E1/60                  | Bolt, mudguard stays .. .. .           | 3 ..           |                          |
| 4704-52                   | H/130                  | Mudguard (VCH only) .. .. .            | 1 ..           |                          |
| 4710-52                   | H/133                  | Mudguard lifting stay (VCH only)       | 1 ..           |                          |
| 094                       | E9/532                 | Screw securing lifting handle to guard | 2 ..           |                          |
| S1-2                      |                        | Nut for above screw .. .. .            | 2 ..           |                          |
| 0510                      | E1/60                  | Bolt securing lifting stay to fork end | 1 ..           |                          |
| 4712-52                   | H/134                  | Mudguard centre stay (VCH only)        | 1 ..           |                          |
| 094                       | E9/532                 | Screw securing guard to centre stay    | 2 ..           |                          |
| S1-2                      |                        | Nut for above screw .. .. .            | 2 ..           |                          |
| 0128                      | A6/84                  | Stud securing centre stay to forks     | 4 ..           |                          |
| S1-2                      |                        | Nut for above screw .. .. .            | 4 ..           |                          |
| 4731-52                   | H/131                  | Front stand (VCH only) .. .. .         | 1 ..           |                          |
| 4745-52                   |                        | Front number plate (VCH only) ..       | 1 ..           |                          |

### PETROL TANK AND FITTINGS

|            |         |   |      |  |
|------------|---------|---|------|--|
| 5000-51    | E9/1312 | Petrol tank, 2½ gallons (deep crimson), less fittings (NH) .. .. .                  | 1 .. |  |
| 5000C-51   |         | Petrol tank, 2½ gallons (deep crimson), c/w fittings .. .. .                        | 1 .. |  |
| 5000-52    |         | Petrol tank, small (deep crimson, gold lined), less all fittings (VCH only) ..      | 1 .. |  |
| 5000C-52   |         | Petrol tank, small c/w all fittings (VCH only)                                      | 1 .. |  |
| 5002-51    | E9/1313 | Petrol tank, 3½ gallons (black), less fittings (VB) .. .. .                         | 1 .. |  |
| 5002C-51   |         | Petrol tank, 3½ gallons (black), c/w fittings (VB) .. .. .                          | 1 .. |  |
| 5002A-51   | E9/1313 | Petrol tank, 3½ gallons (deep crimson), less fittings (VH) .. .. .                  | 1 .. |  |
| 5002AC-51  |         | Petrol tank, 3½ gallons (deep crimson), c/w fittings (VH) .. .. .                   | 1 .. |  |
| 5002A-51B  | E9/1313 | Petrol tank, 3½ gallons (Wedgewood blue, white lined finish), less fittings (VHA)   | 1 .. |  |
| 5002AC-51B |         | Petrol tank 3½ gallons (Wedgewood blue, white lined finish), c/w all fittings (VHA) | 1 .. |  |

Note.—Tank fittings comprise: Petrol Filler Cap, Petrol Tap, Knee Grips, Name Plates and Drain Plug.

|          |          |   |                 |  |
|----------|----------|---|-----------------|--|
| 5004-34  | E9/487   | Ariel name plate .. .. .                                    | 2 ..            |  |
| 5004B-51 | E9/1385  | Ariel name plate motif .. .. .                              | 2 ..            |  |
| 099      | E9/1354  | Screw for name plate .. .. .                                | per set of 4 .. |  |
| 5012C-30 | E8/995   | Petrol filler cap complete .. .. .                          | 1 ..            |  |
| 5020-30  | E8/1090C | Petrol filler cap screw .. .. .                             | 1 ..            |  |
| 5023-29  | E8/632   | Petrol filler cap screw leather washer (¼ in. O.D.) .. .. . | 1 ..            |  |
| 5023-30  | E8/991   | Petrol filler cap screw leather washer (⅝ in. O.D.) .. .. . | 1 ..            |  |
| 5025-29  | E8/629   | Petrol filler cap washer .. .. .                            | 1 ..            |  |
| 5027-30  | E8/986   | Petrol filler cap locking cam .. .. .                       | 1 ..            |  |
| 5028-30  | E8/992   | Petrol filler cap locking cam locknut ..                    | 2 ..            |  |
| 5050-50  |          | Petrol tap, two-level, and strainer ..                      | 1 ..            |  |
| 5052-30  |          | Petrol tap cork only for two-level tap ..                   | 2 ..            |  |
| 5054-27  | E8/403   | Petrol tap washer .. .. .                                   | 1 ..            |  |



| Order by<br>SPARES<br>No. | Do not use<br>PART No. | DESCRIPTION OF PART  | No.<br>per Set | PRICE<br>EACH<br>£ s. d. |
|---------------------------|------------------------|--|----------------|--------------------------|
| 0205                      | E9/1412                | Tank fixing bolt (front), 2½ in. × ⅝ in.<br>Whitworth thread (VCH) .. ..     | 2 ..           |                          |
| 0206                      | E9/1413                | Tank fixing bolt (rear), 2½ in. × ⅝ in.<br>Whitworth thread (VCH only) .. .. | 2 ..           |                          |
| 0574                      | E8/245                 | Tank fixing bolt (⅝ in. × 1 ⅞ in. × 18) .. ..                                | 2 ..           |                          |
| 0579                      | E9/462                 | Tank fixing bolt (⅝ in. × 1 ⅞ in. × 18) .. ..                                | 2 ..           |                          |
| 5058-26                   | E8/68                  | Tank fixing bolt steel washer .. ..  | 4 ..           |                          |
| 5060-31                   | E9/166                 | Tank fixing bolt rubber washer (¾ in. thick) .. ..                           | 4 ..           |                          |
| 5060-27                   | E8/247                 | Tank fixing bolt rubber washer (¾ in. thick) .. ..                           | 4 ..           |                          |
| 5060-52                   | E9/1411                | Tank fixing bolt rubber washer (VCH only) .. ..                              | 4 ..           |                          |
| 5068-50                   |                        | Petrol pipe (copper), S.V. .. ..   | 1 ..           |                          |
| 5069-50                   | E9/1244                | Petrol pipe (flexible) (VH and VHA) .. ..                                    | 1 ..           |                          |
| 5071-50                   |                        | Petrol pipe (copper) (NH) .. ..  | 1 ..           |                          |
| 5898-30                   | E8/1150                | Drain plug (3½ gallons tank only) .. ..                                      | 1 ..           |                          |
| 5899-30                   | A6/646                 | Drain plug washer .. ..  | 1 ..           |                          |
| 5082-37                   | E9/635                 | Knee grip, R/S .. ..   | 1 ..           |                          |
| 5083-37                   | E9/636                 | Knee grip, L/S .. ..   | 1 ..           |                          |
| 5085-37                   | E9/637                 | Knee grip plate, R/S .. ..   | 1 ..           |                          |
| 5086-37                   | E9/638                 | Knee grip plate, L/S .. ..   | 1 ..           |                          |
| 0513                      | E8/294                 | Knee grip plate securing bolt .. ..  | 4 ..           |                          |

### SPEEDOMETERS

Makers: Messrs. S. SMITH (MA) LTD., Cricklewood, London

|         |         |                                       |      |  |
|---------|---------|---------------------------------------|------|--|
| 5202-50 |         | Speedometer head, 180 k.p.h. .. ..    | 1 .. |  |
| 5203-50 |         | Speedometer head, 120 m.p.h. .. ..    | 1 .. |  |
| 5226-52 | E9/1243 | Flexible driving cable and case .. .. | 1 .. |  |
| 5231-52 |         | Driving cable, inner flex only .. ..  | 1 .. |  |
| 5236-52 |         | Driving cable, outer flex only .. ..  | 1 .. |  |
| 5213-51 | H/109   | Strap for speedometer head .. ..      | 1 .. |  |

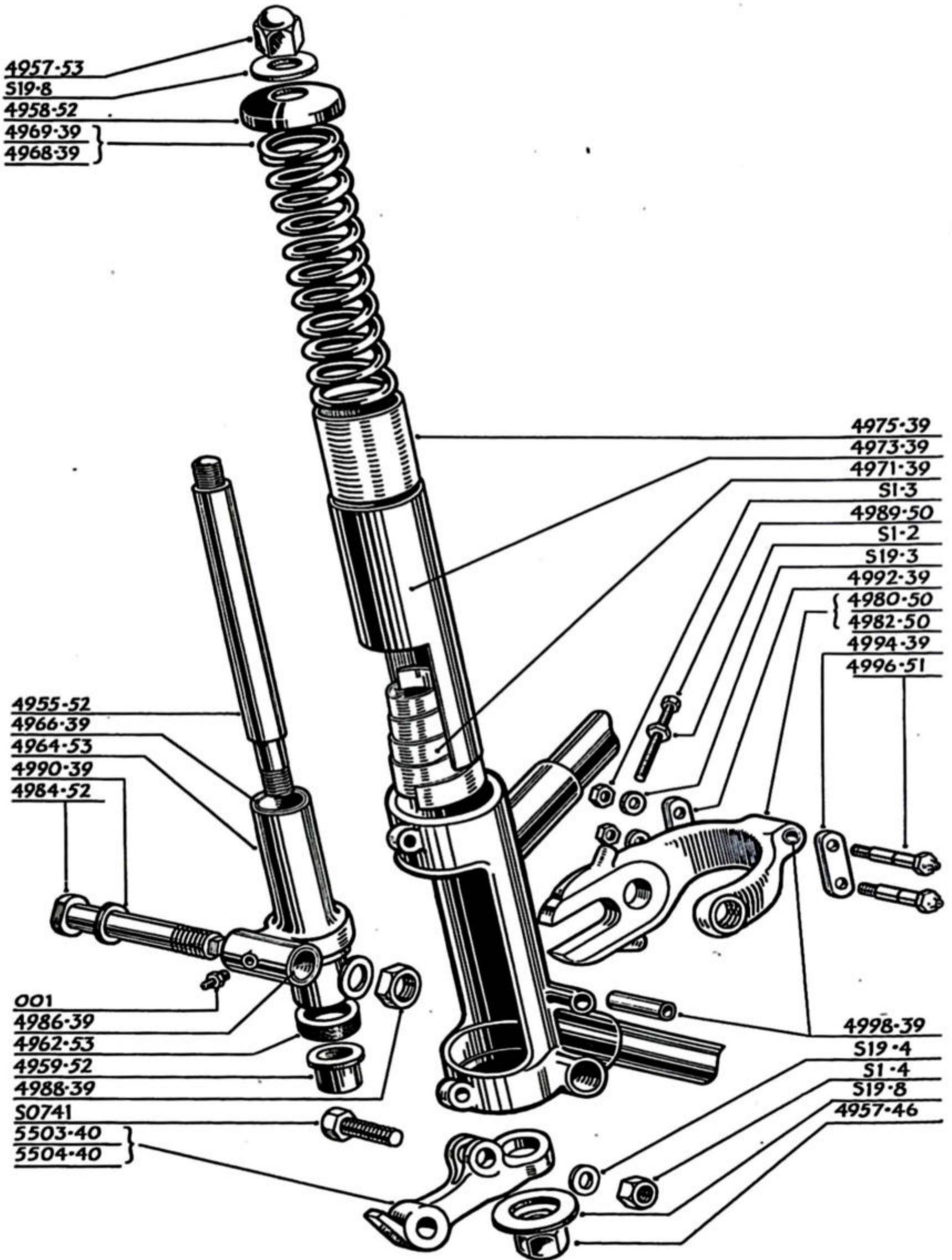
### RIGID FRAME

|          |  |   |      |  |
|----------|--|---|------|--|
| R4951-53 |  | Frame complete, less all loose fittings .. ..               | 1 .. |  |
| 4951-52  |  | Frame complete, less all loose fittings (VCH<br>only) .. .. | 1 .. |  |

### SPRING FRAME

|           |         |   |      |  |
|-----------|---------|---|------|--|
| S4949C-53 |         | Spring frame c/w rear suspension complete .. .. | - .. |  |
| S4949-53  |         | Spring frame only, less fittings .. ..          | 1 .. |  |
| 4955-52   | E9/1345 | Centre spindle .. ..                            | 2 .. |  |
| 4957-53   | E9/1455 | Domed nut for centre spindle .. ..              | 2 .. |  |
| 4957-46   | C20/17  | Nut for centre spindle (bottom) .. ..           | 2 .. |  |
| S19-8     |         | Washer for 4957-46 nut .. ..                    | 2 .. |  |
| 4958-52   | E9/1346 | Cap for frame lug .. ..                         | 2 .. |  |
| 4959-52   | E9/1349 | Bush (flanged) for frame lug .. ..              | 2 .. |  |
| 4962-53   | E9/1429 | Washer (rubber) for centre spindle .. ..        | 2 .. |  |
| 4964-53   | E9/1315 | Sliding member c/w bushes .. ..                 | 2 .. |  |
| 4966-39   | E9/700  | Sliding member bush .. ..                       | 4 .. |  |
| 4968-39   | E9/706  | Main spring (top) .296 in. diameter wire .. ..  | 2 .. |  |
| 4971-39   | E9/757  | Recoil spring (bottom) .. ..                    | 2 .. |  |
| 4973-39   | E9/716  | Dust cover, main, long .. ..                    | 2 .. |  |
| 4975-39   | E9/729A | Dust cover, cupped, short .. ..                 | 2 .. |  |
| 4980-50   | E9/1247 | Stirrup arm and peg, R/S .. ..                  | 1 .. |  |
| 4982-50   | E9/1246 | Stirrup arm and peg, L/S .. ..                  | 1 .. |  |
| 4984-52   | E9/701A | Stirrup bolt (¾ in. × 3½ in.) .. ..             | 2 .. |  |
| 4986-39   | E9/669  | Stirrup bolt bush .. ..                         | 4 .. |  |

### SPRING FRAME ASSEMBLY



| Order by<br>SPARES<br>No. | Do not use<br>PART No. | DESCRIPTION OF PART  | No.<br>per Set | PRICE<br>EACH<br>£ s. d. |
|---------------------------|------------------------|--|----------------|--------------------------|
| 4988-39                   | E9/714                 | Stirrup bolt locknut .. .. .   | 2              | ..                       |
| 4990-39                   | E9/715                 | Stirrup bolt adjusting washer .. .. .  | 4              | ..                       |
| 4989-50                   | E9/1220                | Rear chain adjuster bolt .. .. .   | 2              | ..                       |
| S1-2                      |                        | Rear chain adjuster bolt locknut .. .. .   | 2              | ..                       |
| 4992-39                   | E9/708                 | Connecting link ( $\frac{5}{16}$ in. hole) .. .. .   | 2              | ..                       |
| 4994-39                   | E9/709                 | Connecting link ( $\frac{3}{8}$ in. hole) .. .. .  | 2              | ..                       |
| 4996-51                   | E9/710A                | Connecting link bolt ( $1\frac{7}{8}$ in. long $\times$ $\frac{5}{16}$ in.<br>diameter thread) .. .. . | 4              | ..                       |
| 4998-39                   | E9/711                 | Connecting link bolt bush .. .. .  | 4              | ..                       |
| 001                       |                        | Grease nipple .. .. .  | 2              | ..                       |

(R) For rigid frame      (S) For spring frame

**FOOTRESTS, BRAKE PEDAL, ROD, CABLE AND REAR STAND**

|          |          |  |   |    |
|----------|----------|--|---|----|
| 5376-53  | E9/1493A | Footrest support, L/S .. .. .  | 1 | .. |
| 5380-53  | E9/1494A | Footrest support, R/S .. .. .  | 1 | .. |
| 5383-46  | E9/1081  | Footrest, L/S and R/S .. .. .  | 2 | .. |
| 5377-50  | E9/1417  | Footrest rod .. .. .   | 1 | .. |
| 5385-29  | E8/604   | Footrest rod distance tube .. .. .   | 1 | .. |
| 5392-52  | E9/1378  | Rubber pad for footrest .. .. .  | 2 | .. |
| R5400-51 | E9/1223A | Brake pedal .. .. .  | 1 | .. |
| S5400-50 | E9/1221  | Brake pedal .. .. .  | 1 | .. |
| 5412-51  | E9/580A  | Brake pedal spindle .. .. .  | 1 | .. |
| R5425-36 | C15/85   | Brake rod ( $\frac{1}{4}$ in. $\times$ $16\frac{5}{8}$ in. long) .. .. .         | 1 | .. |
| S5433-53 | ET/1502  | Brake cable jaw joint swivel pin .. .. .   | 1 | .. |
| S5428-53 | E9/1474  | Brake cable c/w cover and jaw joint .. .. .                                      | 1 | .. |
| 5430-36  | E8/206A  | Brake rod jaw (front end) .. .. .  | 1 | .. |
| S48-2    |          | Brake rod jaw joint pin .. .. .  | 1 | .. |
| S17-1    |          | Split pin for S48-2 and S5433-53 .. .. .   | 1 | .. |
| S5434-53 | E9/1472  | Brake cable adjuster .. .. .   | 1 | .. |
| S5435-53 | E9/645A  | Locknut for cable adjuster .. .. .   | 1 | .. |
| 5435-31  | C15/18   | Brake rod adjusting nut .. .. .  | 1 | .. |
| 5435-52  | C15/225  | Brake rod nut .. .. .  | 1 | .. |
| 5436-36  | C15/89   | Brake rod adjusting nut sleeve .. .. .   | 1 | .. |
| 5437-36  | C15/84   | Brake rod swivel pin (in brake lever) .. .. .                                    | 1 | .. |
| R5500-36 |          | Rear stand .. .. .   | 1 | .. |
| R5505-26 | E1/58    | Rear stand bolt, R/S .. .. .   | 2 | .. |
| 5510-30  | E8/908   | Rear stand bolt spring .. .. .   | 1 | .. |
| S5500-40 | E9/857   | Rear stand .. .. .   | 1 | .. |
| S5503-40 | E9/848   | Rear stand bracket, R/S .. .. .  | 1 | .. |
| S5504-40 | E9/849   | Rear stand bracket, L/S .. .. .  | 1 | .. |
| S0741    | E9/850   | Rear stand bracket bolt ( $\frac{3}{8}$ in. $\times$ $1\frac{1}{8}$ in.) .. .. . | 2 | .. |
| S5505-26 | E1/58    | Rear stand pivot bolt .. .. .  | 2 | .. |

(R) For rigid frame      (S) For spring frame

**PILLION FOOTRESTS**

|          |        |   |        |    |
|----------|--------|---|--------|----|
| 5540A-36 |        | Pillion footrest assembly complete, R/S | } pair | .. |
| 5540B-36 |        | Pillion footrest assembly complete, L/S |        |    |
| 5541-32  | E9/345 | Rubber pad .. .. .                      | 2      | .. |

**REAR MUDGUARD AND CARRIER**

|          |         |                          |   |    |
|----------|---------|--------------------------|---|----|
| R5575-51 | E9/1286 | Mudguard (plain) .. .. . | 1 | .. |
| S5580-51 | E9/1287 | Mudguard .. .. .         | 1 | .. |
| R5589-51 | E9/1284 | Lifting handle .. .. .   | 1 | .. |

| Order by<br>SPARES<br>No. | Do not use<br>PART No. | DESCRIPTION OF PART                    | No.<br>per Set | PRICE<br>EACH<br>£ s. d. |
|---------------------------|------------------------|--|----------------|--------------------------|
| S5590-51                  | E9/1306                | Rear guard stay, R/S                   | 1              | ..                       |
| R5591-51                  | E9/1304                | Rear guard stay, R/S                   | 1              | ..                       |
| R5592-51                  | E9/1305                | Rear guard stay, L/S                   | 1              | ..                       |
| S5594-51                  | E9/1307                | Rear guard stay, L/S                   | 1              | ..                       |
| S5597-51                  | E9/1291                | Lifting handle                         | 1              | ..                       |
| R0516                     | D9/148                 | Bolt for centre stay                   | 2              | ..                       |
| R0510                     | E1/60                  | Bolt for lifting handle                | 4              | ..                       |
| 5655-49                   | E9/1169                | Bolt securing guard to frame, L/S      | 1              | ..                       |
| SN-3                      |                        | Pinnacle nut for 5655-49               | 1              | ..                       |
| 0604                      | ET/579                 | Bolt securing guard to frame, R/S      | 1              | ..                       |
| 5647-53                   |                        | Rear number plate                      | 1              | ..                       |
| 5650-53                   |                        | Rear number plate rubber moulding      | 1              | ..                       |
| S1-2                      |                        | Nut securing number plate to guard     | 2              | ..                       |
| R5655-51                  | E9/1301                | Stud, mudguard rear stay to fork end   | 2              | ..                       |
| 5656-39                   | D9/101                 | Nut for R5655-1, 5658-51, 5604-51      | 2              | ..                       |
| S5654-51                  | E9/1308                | Stud for stay, R/S                     | 1              | ..                       |
| S5604-51                  | E9/1309                | Stud for stay, L/S                     | 1              | ..                       |
| R5630-51                  |                        | Carrier complete                       | 1              | ..                       |
| S5631-51                  |                        | Carrier complete                       | 1              | ..                       |
| 4720-29                   | E8/780                 | Packing washer for bridge              | 2              | ..                       |
| 5574-52                   | E9/1399                | Rear mudguard (VCH only)               | 1              | ..                       |
| 5596-52                   | E9/1400                | Rear mudguard stay assembly (VCH only) | 1              | ..                       |
| 094                       | E9/532                 | Screw securing guard to stays          | 6              | ..                       |
| 5646-52                   | E9/1200                | Rear number plate (VCH only)           | 1              | ..                       |

(R) For rigid frame (S) For spring frame

### CHAINS AND CHAIN COVERS

|          |         |   |    |    |
|----------|---------|---|----|----|
| 5702-39  | E9/765  | Clutch dome   | 1  | .. |
| 041      | E9/610  | Clutch dome ch./hd. screw ( $\frac{1}{4}$ in. $\times$ $\frac{3}{8}$ in. $\times$ 20)                       | 3  | .. |
| 5710-39  | E9/731  | Oil bath chain case, outer half   | 1  | .. |
| 5711-36  | E9/600  | Oil bath chain case, back half  | 1  | .. |
| 015      | A8/34   | Oil bath ch./hd. screw ( $\frac{1}{4}$ in. $\times$ 1 in. $\times$ 20)                                      | 7  | .. |
| 017      | E10/68  | Oil bath ch./hd. screw ( $\frac{1}{4}$ in. $\times$ $1\frac{1}{4}$ in. $\times$ 20)                         | 2  | .. |
| 03       | A7/121  | Oil bath ch./hd. screw ( $\frac{1}{4}$ in. $\times$ $\frac{11}{16}$ in. $\times$ 20)                        | 1  | .. |
| 014      | A8/33   | Oil bath ch./hd. screw ( $\frac{1}{4}$ in. $\times$ $1\frac{1}{8}$ in. $\times$ 20)                         | 5  | .. |
| 0604     | ET/579  | Bolt for case ( $\frac{5}{16}$ in. $\times$ $1\frac{1}{8}$ in. $\times$ 26)                                 | 1  | .. |
| 5719-53  | E9/1482 | Fibre washer for screws   | 18 | .. |
| R5720-33 | E9/411  | Rear chain guard, top run   | 1  | .. |
| S5720-39 | E9/748  | Rear chain guard, top run   | 1  | .. |
| 5720-52  |         | Rear chain guard, top run (VCH)   | 1  | .. |
| 0517     | A6/636  | Bolt ( $\frac{1}{4}$ in. $\times$ $\frac{7}{16}$ in. $\times$ 20), front fixing 5720-33/39                  | 1  | .. |
| R0513    | E8/294A | Bolt ( $\frac{1}{4}$ in. $\times$ $\frac{7}{16}$ in. $\times$ 26), rear fixing 5720-33                      | 1  | .. |
| S0520    | A6/501  | Bolt for front fixing   | 1  | .. |
| S0741    | E9/850  | Bolt for rear fixing (lower cover)  | 1  | .. |
| R5722-36 | E9/412A | Rear chain guard, bottom run  | 1  | .. |
| S5722-39 | E9/749  | Rear chain guard, bottom run  | 1  | .. |
| 5722-52  | E9/1402 | Rear chain guard, bottom run (VCH)  | 1  | .. |
| 5723-31  | E9/151  | Nut ( $\frac{1}{4}$ in. $\times$ 20), front fixing 5722-36/39   | 1  | .. |
| R0739    | E9/608  | Bolt ( $\frac{3}{8}$ in. $\times$ $1\frac{1}{2}$ in. $\times$ 26), rear fixing 5722-36 and brake anchor bar | 1  | .. |
| 0739A    | E9/608A | Bolt for rear brake anchorage (VCH only)  | 1  | .. |
| 5729-52  | E9/1403 | Distance piece for rear chain guard, bottom run (VCH only)  | 1  | .. |
| 5730-53  |         | Plate for stop light switch   | 1  | .. |
| 5735-52  | K/352   | Screw for distance piece, rear chain guard, bottom run (VCH)  | 1  | .. |

| Order by<br>SPARES<br>No. | Do not use<br>PART No. | DESCRIPTION OF PART   | No.<br>per Set | PRICE<br>EACH<br>£ s. d. |
|---------------------------|------------------------|---|----------------|--------------------------|
| 5736-53                   |                        | Spring for stop light switch .. ..  | 1 ..           |                          |
| R5740-30                  | E8/924                 | Rear chain adjuster .. ..   | 2 ..           |                          |
| R5744-30                  | E8/925                 | Rear chain adjuster locknut .. ..   | 2 ..           |                          |
| 5750A-32                  | E9/298A                | Inspection plug .. ..   | 1 ..           |                          |
| 5751-31                   | E8/514                 | Inspection plug washer (inter. 5855-29) ..  | 1 ..           |                          |
| 5760-33                   | E9/384                 | Washer (paper), between two halves of<br>chain case .. ..                         | 1 ..           |                          |
| 5763-33                   | E9/458                 | Washer (paper), for cover at footrest boss  | 1 ..           |                          |
| 5767-39                   | E9/775                 | Chain case "oil level" plug .. ..   | 1 ..           |                          |
| 2101-30                   | A6/769                 | Chain case "oil level" plug washer ..   | 1 ..           |                          |
| 5770-31                   | E9/64                  | Adjusting screw for rear chain lubrication  | 1 ..           |                          |
| 5772-31                   | E9/65                  | Adjusting screw spring .. ..  | 1 ..           |                          |
| 5780-33                   |                        | Front chain ( $\frac{1}{2}$ in. $\times$ .305 in. $\times$ 81 pitches)            | 1 ..           |                          |
| 5781-28                   |                        | Front chain ( $\frac{1}{2}$ in. $\times$ .305 in. $\times$ 79 pitches)            | 1 ..           |                          |
| 5782-28                   |                        | Front chain ( $\frac{1}{2}$ in. $\times$ .305 in. $\times$ 80 pitches)            | 1 ..           |                          |
| 5790-33                   |                        | Rear chain ( $\frac{5}{8}$ in. $\times$ $\frac{3}{8}$ in. $\times$ 95 pitches) .. | 1 ..           |                          |
| 5790-26                   |                        | Rear chain ( $\frac{5}{8}$ in. $\times$ $\frac{3}{8}$ in. $\times$ 96 pitches) .. | 1 ..           |                          |

(R) For rigid frame      (S) For spring frame

### OIL TANK AND FITTINGS

|         |         |  |      |  |
|---------|---------|--|------|--|
| 5850-52 | E9/1383 | Oil tank (VH, VB, VHA and NH) ..   | 1 .. |  |
| 5850-35 | E9/386C | Oil tank (VCH only) .. ..  | 1 .. |  |
| 5854-29 | E8/503  | Filler cap complete with washer .. ..  | 1 .. |  |
| 5855-29 | E8/514  | Filler cap washer (int. 5751-31) for 5854-29                                       | 1 .. |  |
| 5857-52 | E9/1362 | Steady clip for oil tank .. ..   | 1 .. |  |
| 5858-52 | E9/1363 | Fibre packing for oil tank fixing as reqd.   | - .. |  |
| 0510    | E1/60   | Bolt for clip 5857-35 .. ..  | 1 .. |  |
| 0182    | E8/762  | Fixing bolt, top of tank ( $\frac{5}{16}$ in. $\times$ $1\frac{5}{16}$ in.)        | 1 .. |  |
| 5860-51 | E9/409A | Fixing bolt nut .. ..  | 2 .. |  |
| 5861-52 | E9/1377 | Filter gauze and spring .. ..  | 1 .. |  |
| 5874-52 |         | Oil pipe, nipple and nut (delivery) ..   | 1 .. |  |
| 5882-52 |         | Oil pipe, nipple and nut (return) ..   | 1 .. |  |
| 5890-51 | A7/474A | Oil pipe union (delivery), short .. ..   | 1 .. |  |
| 5891-51 | A7/475A | Oil pipe union (return), long .. ..  | 1 .. |  |
| S21-3   |         | Nipple for oil pipe .. ..  | 2 .. |  |
| S21-2   |         | Nut for nipple .. ..   | 2 .. |  |
| 5892-52 | K/363   | 'T' connection (rubber) for rocker oil feed<br>pipe and oil tank return pipe .. .. | 1 .. |  |
| 5895-35 | A6/58   | Fibre washer for oil unions (int. 2209-26)   | 2 .. |  |
| 5896-29 | E8/775  | Rubber connection, $\frac{1}{4}$ in. bore .. ..                                    | 1 .. |  |
| 5897-31 |         | Clip for connection, $\frac{1}{4}$ in. bore .. ..                                  | 4 .. |  |
| 5898-30 | E8/1150 | Drain plug .. ..   | 1 .. |  |
| 5899-30 | A6/646  | Drain plug washer .. ..  | 1 .. |  |

### EXHAUST PIPES AND SILENCERS

|          |         |  |      |  |
|----------|---------|--|------|--|
| 6000-35  | E9/236  | Downswept exhaust pipe (VB) .. ..                      | 1 .. |  |
| 6001-35  | E9/541  | Downswept exhaust pipe, one-port (VH)                  | 1 .. |  |
| 6001-52  |         | Exhaust pipe, one-port (VHA) .. ..                     | 1 .. |  |
| 6006-52  | E9/1409 | Exhaust pipe (VCH only) .. ..                          | 1 .. |  |
| 6011-33  | E10/164 | Downswept exhaust pipe, R/S, 350 c.c.,<br>O.H.V. .. .. | 1 .. |  |
| R6032-51 |         | Silencer, R/S, downswept (VB only) ..                  | 1 .. |  |
| 6034-52  |         | Silencer (VCH only) .. ..                              | 1 .. |  |
| R6035-38 | E9/655  | Silencer, R/S, downswept (VH, VHA and<br>NH) .. ..     | 1 .. |  |
| S6035-39 | E9/742  | Silencer, R/S, downswept, $3\frac{1}{2}$ in. diameter  | 1 .. |  |

| Order by<br>SPARES<br>No. | Do not use<br>PART No. | DESCRIPTION OF PART   | No.<br>per Set | PRICE<br>EACH<br>£ s. d. |
|---------------------------|------------------------|---|----------------|--------------------------|
| 0718                      | A6/508                 | Bolt for silencer fixing ( $\frac{3}{8}$ in. $\times$ $\frac{3}{4}$ in.)                    | 1              | ..                       |
| 6070-29                   | E8/577                 | Pin for clip 6064-29, 6062-29   | 2              | ..                       |
| S6032-50                  |                        | Silencer, (VB only)   | 1              | ..                       |
| 6072-29                   | E8/578                 | Swivel piece for silencer clip  | 1              | ..                       |
| 6062-29                   | E8/576                 | Clip complete, exhaust pipe to silencer joint (all models except VB)                        | 1 or 2         | ..                       |
| 6062-32                   | A7/251                 | Finned clip complete, for cylinder-exhaust pipe head joint (VB and VH)                      | 1              | ..                       |
| 6061-33                   | A7/354                 | Clip complete (finned), head joint (NH, VCH and VHA)  | 1              | ..                       |
| 6064-29                   | E8/575                 | Exhaust pipe clip complete for silencer end (VB)  | 1              | ..                       |
| 0618                      | A7/561                 | Set screw for 6062-32 clip  | 1              | ..                       |
| 0540                      | A7/560                 | Set screw for 6061-33   | 1              | ..                       |
| 6075-32                   | E9/233                 | Exhaust pipe clip to cradle tube (VB)   | 1              | ..                       |
| 6075-33                   | E9/403                 | Clip complete, O.H.V., downswept pipe to cradle tube, R.H. (all downswept models except VB) | 1              | ..                       |
| 6075-52                   |                        | Clip complete, securing exhaust pipe to cradle plate (VCH only)                             | 1              | ..                       |
| 0591                      | E8/156                 | Bolt for clips 6075-32/33   | 1              | ..                       |

(R) For rigid frame

(S) For spring frame

### LIGHTING SET AND HORN FITTINGS

|          |           |  |   |    |
|----------|-----------|--|---|----|
| 6107-51  | E9/1294   | Top strap securing accumulator   | 1 | .. |
| 6108-51  | E9/1295   | Lower strap securing accumulator                                       | 1 | .. |
| 6109-43  | E8/1024   | Swivel pin (short) for top battery strap                               | 1 | .. |
| 6109-51  | E9/1297   | Swivel pin (plain hole) for battery strap                              | 1 | .. |
| 6109A-51 | E9/1298   | Swivel pin (tapped hole) for bottom battery strap                      | 1 | .. |
| 0544     | E9/1296   | Screw for battery strap  | 2 | .. |
| 6114C-51 | E9/1297/8 | Screw assembly, battery carrier strap                                  | 1 | .. |
| S51-1    | E9/1299   | Hinge pin for battery strap  | 1 | .. |
|          |           | Split pin for S51-1  | 1 | .. |
| 0513     | E8/294    | Set bolt for earthing ( $\frac{1}{4}$ in. $\times$ $\frac{7}{16}$ in.) | 1 | .. |
| 6140-35  |           | Spring clip for cables ( $\frac{7}{8}$ in. diameter tube)              | 6 | .. |
| 6141-35  |           | Spring clip for cables ( $1\frac{1}{8}$ in. diameter tube)             | 1 | .. |
| 6142-50  |           | Spring clip for cables ( $1\frac{1}{4}$ in. diameter tube)             | 1 | .. |
| 6151-51  | E9/1316   | Battery platform and back strap  | 1 | .. |
| 6170-51  | E9/1454   | Cover for voltage control unit   | 1 | .. |
| 0513     | E8/294    | Set bolt securing voltage control unit                                 | 2 | .. |

### SADDLES

|           |         |  |   |    |
|-----------|---------|--|---|----|
| 6200-51   |         | Saddle, complete with springs                      | 1 | .. |
| LA6200-50 |         | Saddle, Dunlop Sports (VCH only)                   | 1 | .. |
|           |         | Saddle cover (VH, VHA, NH and VB)                  | 1 | .. |
| 6220-50   | E9/1231 | Distance piece for rear saddle stud                | 2 | .. |
| 0409      | E9/1196 | Extension stud securing saddle to frame (VCH only) | 2 | .. |
| 0402A     | E9/1230 | Stud for saddle rear anchorage                     | 2 | .. |
| 0593      | E8/617  | Bolt for front of saddle                           | 1 | .. |
| S2-3      |         | Nut for 0593 bolt                                  | 1 | .. |
| S2-5      |         | Nut for 0402A stud                                 | 8 | .. |

| Order by<br>SPARES<br>No. | Do not use<br>PART No. | DESCRIPTION OF PART  | No.<br>per Set | PRICE<br>EACH<br>£ s. d. |
|---------------------------|------------------------|--|----------------|--------------------------|
| <b>DUAL SEAT</b>          |                        |  |                |                          |
| 6200-53                   |                        | Dual seat complete with fittings (NH) ..                     | 1 ..           |                          |
| 6223-53                   |                        | Dual seat complete with fittings (VH,<br>VHA and VB) .. .. . | 1 ..           |                          |
| 6202-53                   |                        | Dual seat nose bracket, 350 c.c. ..                          | 1 ..           |                          |
| 6203-53                   |                        | Dual seat nose bracket, 500 c.c. ..                          | 1 ..           |                          |
| 6207-53                   |                        | Dual seat rear fixing plate..                                | 1 ..           |                          |
| 0566                      | E4/75                  | Bolt for dual seat fixing .. .. .                            | 7 ..           |                          |

**Note.**—Please state colour of seat required.

### HANDLEBAR CONTROL FITTINGS

Makers: AMAL LTD.,

Holford Works, Perry Barr, Birmingham

|          |         |  |      |  |
|----------|---------|--|------|--|
| 6415-39  |         | Combined clutch, magneto and exhaust<br>control assembly for $\frac{7}{8}$ in. bar .. .. . | 1 .. |  |
| 6415A-39 | 18/241  | Clutch bracket ( $\frac{7}{8}$ in. bar fitting) .. .. .                                    | 1 .. |  |
| 6415B-51 | 18/528  | Clutch lever .. .. .   | 1 .. |  |
| 6415C-34 | 18/087  | Fulcrum pin .. .. .  | 1 .. |  |
| 6415D-34 | 18/053  | Fulcrum pin nut .. .. .  | 1 .. |  |
| 6415E-34 | 18/088  | Cable nipple .. .. .   | 1 .. |  |
| 6415F-34 | 18/235  | Clamp screw, long .. .. .  | 1 .. |  |
| 6415G-34 | 18/136  | Clamp screw, short .. .. .   | 1 .. |  |
| 6415H-51 | 12/408  | Exhaust lever .. .. .  | 1 .. |  |
| 6415J-34 | 12/014  | Magneto lever .. .. .  | 1 .. |  |
| 6415K-34 | 12/030  | Control cap .. .. .  | 1 .. |  |
| 6415L-34 | 12/029  | Control bolt .. .. .   | 1 .. |  |
| 6415M-34 | 12/026  | Division plate .. .. .   | 1 .. |  |
| 6415N-34 | 12/027  | Adjusting nut .. .. .  | 1 .. |  |
| 6415P-34 | 12/028  | Locking washer .. .. .   | 1 .. |  |
| 6415Q-34 | 12/005  | Control body .. .. .   | 1 .. |  |
| 6415R-34 | 12/034  | Cable nipple .. .. .   | 1 .. |  |
| 6415S-34 | 12/033  | Spring washer .. .. .  | 1 .. |  |
| 6416-39  |         | Combined brake and air control assembly<br>for $\frac{7}{8}$ in. bar .. .. .               | 1 .. |  |
| 6416A-51 | 18/240  | Front brake bracket ( $\frac{7}{8}$ in. bar fitting) .. .. .                               | 1 .. |  |
| 6416B-51 | 18/535  | Front brake lever .. .. .  | 1 .. |  |
| 6416C-34 | 18/087  | Fulcrum pin .. .. .  | 1 .. |  |
| 6416D-34 | 18/053  | Fulcrum pin nut .. .. .  | 1 .. |  |
| 6416E-34 | 18/088  | Cable nipple .. .. .   | 1 .. |  |
| 6416F-51 | 11/013  | Clamp screw .. .. .  | 1 .. |  |
| 6416G-51 | 11/014  | Clamp screw .. .. .  | 1 .. |  |
| 6416H-51 | 12/016B | Air lever .. .. .  | 1 .. |  |
| 6416J-34 | 12/007  | Air control body .. .. .   | 1 .. |  |
| 6416K-34 | 12/031  | Control cap .. .. .  | 1 .. |  |
| 6416L-34 | 12/029  | Control bolt .. .. .   | 1 .. |  |
| 6416M-34 | 12/033  | Spring washer .. .. .  | 1 .. |  |
| 6416N-34 | 12/034  | Cable nipple .. .. .   | 1 .. |  |
| 6425-39  |         | Twist grip (standard) control complete,<br>less cable, for $\frac{7}{8}$ in. bar .. .. .   | 1 .. |  |
| 6425-39R |         | Dummy rubber grip .. .. .  | 1 .. |  |

| Order by<br>SPARES<br>No. | Do not use<br>PART No. | DESCRIPTION OF PART  | No.<br>per Set | PRICE<br>EACH<br>£ s. d. |
|---------------------------|------------------------|--|----------------|--------------------------|
| <b>BOWDEN CABLES</b>      |                        |  |                |                          |
| 6450-37                   |                        | Magneto cable (No. 1) complete (39 in.—<br>41 $\frac{7}{8}$ in.) .. .. .                         | 1 ..           |                          |
| 6450A-37                  |                        | Inner wire and nipples only .. .. .  | 1 ..           |                          |
| 6470-38                   |                        | Exhaust lifter cable (No. 1) c/w volute<br>spring (23 in.—27 $\frac{1}{4}$ in.), O.H.V. .. .. .  | 1 ..           |                          |
| 6470A-38                  |                        | Inner wire and nipples only .. .. .  | 1 ..           |                          |
| 6470F-31                  | A6/363                 | Volute spring .. .. .  | 1 ..           |                          |
| 6471-33                   |                        | Exhaust lifter cable (No. 1) c/w volute<br>spring (30 in.—34 $\frac{3}{4}$ in.), S.V. .. .. .    | 1 ..           |                          |
| 6471A-33                  |                        | Inner wire and nipples only .. .. .  | 1 ..           |                          |
| 6470F-31                  | A6/363                 | Volute spring .. .. .  | 1 ..           |                          |
| 6480-46                   | C20/39                 | Front brake cable complete .. .. .   | 1 ..           |                          |
| 6520-38                   | E9/657                 | Rubber cover on clutch arm .. .. .   | 1 ..           |                          |
| 6491-33                   |                        | Throttle cable complete (31 $\frac{1}{2}$ in.—35 $\frac{1}{8}$ in.)<br>(VH, VHA and VCH) .. .. . | 1 ..           |                          |
| 6460-52                   |                        | Clutch cable complete .. .. .  | 1 ..           |                          |
| 6493-39                   |                        | Throttle cable complete (36 in.—39 $\frac{5}{16}$ in.)<br>(VB) .. .. .                           | 1 ..           |                          |
| 6495-39                   |                        | Throttle cable complete (33 in.—36 $\frac{5}{16}$ in.)<br>(NH) .. .. .                           | 1 ..           |                          |
| 6503-40                   |                        | Air cable complete (33 in.—37 $\frac{3}{8}$ in.) (VB) .. .. .                                    | 1 ..           |                          |
| 6505-39                   |                        | Air cable complete (30 in.—34 $\frac{7}{8}$ in.) (NH) .. .. .                                    | 1 ..           |                          |
| 6506-39                   |                        | Air cable complete (VH, VHA and VCH) .. .. .   | 1 ..           |                          |

"Cable complete" comprises outer case with ferrules and inner wire with nipples

### TOOL KIT

|           |         |  |      |  |
|-----------|---------|--|------|--|
| R6554-41C | E9/964C | Tool box complete all fittings .. .. .   | 1 .. |  |
| R6554-41  | E9/964  | Tool box with lid only .. .. .   | 1 .. |  |
| 6555-52   |         | Tool box c/w strap (VCH only) .. .. .  | 1 .. |  |
| S6556-50  | E9/1144 | Tool box complete all fittings .. .. .   | 1 .. |  |
| 6557-41   | E9/922  | Thumb screw for tool box .. .. .   | 1 .. |  |
| 6560-36   | E9/594  | Clip and stud for tool box, 1 in. tube .. .. .   | 2 .. |  |
| 0513      | E8/294  | Bolt for clip ( $\frac{1}{4}$ in. $\times$ $\frac{1}{2}$ in. $\times$ 26) .. .. .                              | 2 .. |  |
| 0591      | E8/156  | Bolt for bottom of tool box ( $\frac{5}{16}$ in. $\times$ 1 $\frac{1}{2}$ in.) .. .. .                         | 1 .. |  |
| 6600-36   | G1/125  | Double-ended spanner ( $\frac{3}{16}$ in. $\times$ $\frac{1}{4}$ in. bolts) .. .. .                            | 1 .. |  |
| 6600-32   | G1/110  | Spanner for brake fulcrum adjustment .. .. .   | 1 .. |  |
| 6603-28   | G1/59   | Double-ended spanner ( $\frac{5}{16}$ in. $\times$ $\frac{3}{8}$ in. bolts) .. .. .                            | 1 .. |  |
| 6604-28   | G1/60   | Double-ended spanner ( $\frac{1}{4}$ in. $\times$ $\frac{5}{16}$ in. bolts),<br>S.V. only .. .. .              | 1 .. |  |
| 6604-36   | G1/124  | Double-ended spanner ( $\frac{1}{4}$ in. $\times$ $\frac{5}{16}$ in. bolts) .. .. .                            | 1 .. |  |
| 6605-28   | G1/66   | Double-ended spanner ( $\frac{7}{16}$ in. $\times$ $\frac{1}{2}$ in. bolts) .. .. .                            | 1 .. |  |
| 6606-27   | G1/55   | Double-ended spanner (head nuts and<br>wheel cone nuts) .. .. .  | 1 .. |  |
| 6606-30   | G1/55A  | Double-ended spanner (head nuts) .. .. .   | 1 .. |  |
| 6608-31   | G1/102  | Tube spanner, S.V. only .. .. .  | 1 .. |  |
| 6608-50   | G1/168  | Tube spanner (detachable wheel nuts, brake<br>drum) .. .. .  | 1 .. |  |
| 6611-29   | G1/77   | Tube spanner ( $\frac{3}{8}$ in.), O.H.V. only .. .. .   | 1 .. |  |
| 6611-31   | G1/99   | Tube spanner (hub spindle nut) .. .. .   | 1 .. |  |
| 6611-34   | G1/122  | Tube spanner (flywheel oil purifier and<br>S.V. head bolts) .. .. .  | 1 .. |  |
| 6611-36   | G1/123  | Tube spanner for clutch centre pins .. .. .  | 1 .. |  |
| 6611-50   | G1/169  | Double-ended box spanner (wheel spindle<br>nut, all detachable wheels and fixed<br>wheel) spring frame .. .. . | 1 .. |  |



| Order by<br>SPARES<br>No. | Do not use<br>PART No. | DESCRIPTION OF PART  | No.<br>per Set | PRICE<br>EACH<br>£ s. d. |
|---------------------------|------------------------|--|----------------|--------------------------|
| 6612-27                   | G1/57                  | Tommy bar .. .. .  | 1 ..           |                          |
| 6614-29                   | G1/94                  | Ring spanner ( $\frac{3}{8}$ in. $\times$ $\frac{7}{16}$ in.) .. .. .                | 1 ..           |                          |
| 6614-31                   | G1/103                 | Ring spanner for head bolts ( $\frac{1}{2}$ in. $\times$ $\frac{5}{16}$ in.) .. .. . | 1 ..           |                          |
| 6615-34                   | G1/118                 | Spanner for valve rocker adjustment .. .. .  | 1 ..           |                          |
| 6616-26                   | G1/33                  | Screwdriver .. .. .  | 1 ..           |                          |
| 6616-29                   | G1/86                  | Screwdriver for clutch spring nuts .. .. .   | 1 ..           |                          |
| 6617-26                   |                        | Magneto spanner .. .. .  | 1 ..           |                          |
| 6618-29                   | G1/91                  | Spanner for cylinder base nuts, S.V. .. .. .   | 1 ..           |                          |
| 6618-34                   | G1/120                 | Spanner for cylinder base nuts, O.H.V. .. .. .                                       | 1 ..           |                          |
| 6619-35                   | G1/83A                 | Pinion extractor and set pin .. .. .   | 1 ..           |                          |
| 6621-29                   | G1/81                  | Sprocket extractor and set pin .. .. .   | 1 ..           |                          |
| 6621C-29                  | G1/81C                 | Sprocket extractor, set pin and adaptor .. .. .                                      | 1 ..           |                          |
| 6622-29                   | G1/82                  | Adaptor for 6621-29 .. .. .  | 1 ..           |                          |
| 6623-29                   | G1/85                  | Set pin for 6619-35 .. .. .  | 1 ..           |                          |
| 6625-26                   |                        | Tyre lever .. .. .   | 1 ..           |                          |
| 6635-27                   |                        | Grease gun .. .. .   | 1 ..           |                          |
| 6636-29                   |                        | Tyre inflator, 14 in. $\times$ $\frac{7}{8}$ in. .. .. .                             | 1 ..           |                          |
| 6640-46                   |                        | Canvas tool roll .. .. .   | 1 ..           |                          |
| S6649-50                  | G1/166                 | Extension tube for wheel nut spanner .. .. .   | 1 ..           |                          |
| 6687-36                   |                        | Set of tools only, S.V. .. .. .  | - ..           |                          |
| 6687-50                   |                        | Set of tools only, model fitted QD wheel,<br>S.V. .. .. .                            | - ..           |                          |
| 6688-50                   |                        | Set of tools only, model fitted QD wheel,<br>O.H.V. .. .. .                          | - ..           |                          |
| 6688-36                   |                        | Set of tools only, O.H.V. .. .. .  | - ..           |                          |
| 6689-46                   | G1/150                 | Socket key for telescopic forks .. .. .  | 1 ..           |                          |
| 6699-46                   | G1/152                 | Spanner for locking ring (front hub) .. .. .   | 1 ..           |                          |

Note.—Set of tools does not include grease gun or tyre inflator.

(R) For rigid frame (S) For spring frame

### CARBURETTORS

Makers: AMAL LTD.,

Holford Works, Perry Barr, Birmingham 20

### CARBURETTER, BOTTOM FEED

|          |  |   |    |  |
|----------|--|---|----|--|
| 276AZ/IJ |  | Carburetter c/w cables, less controls (NH) .. .. .                    | .. |  |
| 289D/BM  |  | Carburetter c/w cables, less controls (VH) .. .. .                    | .. |  |
| 276BP/IJ |  | Carburetter c/w cables, less controls (VB) .. .. .                    | .. |  |
| 289D/BM  |  | Carburetter c/w cables, less controls (VHA) .. .. .                   | .. |  |
| 289D/BM  |  | Carburetter c/w cables and flame trap, less controls<br>(VCH) .. .. . | .. |  |

### MIXING CHAMBER

|         |          |   |    |  |
|---------|----------|---|----|--|
| 7702-47 | 276/412R | Mixing chamber (NH) .. .. .                       | .. |  |
| 7703-47 | 276/112R | Mixing chamber (VB) .. .. .                       | .. |  |
| 7705-47 | 289/403R | Mixing chamber (VH) .. .. .                       | .. |  |
| 7712-47 | 206/058R | Jet block and barrel, size 45 (NH and VB) .. .. . | .. |  |
| 7714-47 | 229/069R | Jet block and barrel, size 58 (VH) .. .. .        | .. |  |
| 7720-29 | 6/062    | Mixing chamber union nut (NH and VB) .. .. .      | .. |  |
| 7721-47 | 29/078   | Mixing chamber union nut (VH) .. .. .             | .. |  |
| 7726-29 | 6/031    | Mixing chamber cap ring (NH and VB) .. .. .       | .. |  |
| 7727-33 | 29/041   | Mixing chamber cap (VH) .. .. .                   | .. |  |
| 7732-29 | 6/032    | Mixing chamber top (NH and VB) .. .. .            | .. |  |
| 7733-47 | 29/042   | Mixing chamber top (VH) .. .. .                   | .. |  |

| Order by<br>SPARES<br>No. | Do not use<br>PART No. | DESCRIPTION OF PART                          | No.<br>per Set | PRICE<br>EACH<br>£ s. d. |
|---------------------------|------------------------|--|----------------|--------------------------|
| 7737-35                   | 4/235                  | Mixing chamber cap fixing spring (except VH) | ..             | ..                       |
| 7738-35                   | 29/201                 | Mixing chamber cap fixing spring (VH only)   | ..             | ..                       |
| 7741-35                   | 4/241                  | Mixing chamber cap fixing spring screw       | ..             | ..                       |
| 7745-29                   | 4/035                  | Cable adjuster (NH, VB and VH)               | ..             | ..                       |
| 7762-29                   | 6/040                  | Washer for jet block (NH and VB)             | ..             | ..                       |
| 7763-33                   | 29/050                 | Washer for jet block (VH)                    | ..             | ..                       |
| 7771-29                   | 4/043                  | Holding bolt (except VH)                     | ..             | ..                       |
| 7772-29                   | 29/077                 | Holding bolt (VH only)                       | ..             | ..                       |
| 7773-29                   | 4/053                  | Holding bolt washer                          | ..             | ..                       |
| 7782-33                   | 6/038                  | Air intake funnel (NH and VB)                | ..             | ..                       |
| 7784-35                   | 29/048                 | Air intake funnel, one-port (VH)             | ..             | ..                       |
| 7785-50                   |                        | Carburettor flame trap (VCH only)            | ..             | ..                       |
| 7792-29                   | 6/045                  | Air valve (NH and VB)                        | ..             | ..                       |
| 7793-33                   | 29/055                 | Air valve (VH)                               | ..             | ..                       |
| 7795-29                   | 6/046                  | Air valve spring                             | ..             | ..                       |
| 7798-29                   | 6/047                  | Air valve guide (NH and VB)                  | ..             | ..                       |
| 7799-33                   | 29/057                 | Air valve guide (VH)                         | ..             | ..                       |
| 7806-29                   | 6/052                  | Throttle valve No. 6/4 (NH and VB)           | ..             | ..                       |
| 7807-33                   | 29/062                 | Throttle valve No. 29/3 (VH)                 | ..             | ..                       |
| 7811-47                   | 4/263                  | Throttle valve spring (except VH)            | ..             | ..                       |
| 7812-33                   | 29/047                 | Throttle valve spring (VH only)              | ..             | ..                       |
| 7817-29                   | 4/060                  | Throttle valve split pin                     | ..             | ..                       |
| 7831-29                   | 4/042                  | Main jet, state size                         | ..             | ..                       |
| 7837-29                   | 4/061                  | Needle jet (except VH)                       | ..             | ..                       |
| 7838-33                   | 29/076                 | Needle jet (VH only)                         | ..             | ..                       |
| 7844-29                   | 6/065                  | Needle for jet (NH and VB)                   | ..             | ..                       |
| 7845-33                   | 29/075                 | Needle for jet (VH)                          | ..             | ..                       |
| 7851-29                   | 4/230                  | Needle spring clip                           | ..             | ..                       |
| 7855-29                   | 13/129                 | Air adjusting screw                          | ..             | ..                       |
| 7857-29                   | 4/148                  | Air adjusting screw spring                   | ..             | ..                       |
| 7861-30                   | 4/063                  | Throttle stop screw                          | ..             | ..                       |
| 7863-30                   | 16/010                 | Throttle stop screw locknut                  | ..             | ..                       |

### FLOAT CHAMBER, BOTTOM FEED

|         |              |                                     |    |    |
|---------|--------------|-------------------------------------|----|----|
| 7901-47 | 64/185 (15°) | Float chamber complete (NH and VB)  | .. | .. |
|         | 64/186B      | Float chamber complete (VH)         | .. | .. |
| 7911-47 | 64/186 (15°) | Float chamber only (NH and VB)      | .. | .. |
|         | 64/186B      | Float chamber only (VH)             | .. | .. |
| 7921-47 | 14/208       | Float chamber cover                 | .. | .. |
| 7931-47 | 14/105       | Float only                          | .. | .. |
| 7935-47 | 14/024       | Float needle                        | .. | .. |
| 7941-47 | 14/209       | Tickler                             | .. | .. |
| 7943-29 | 14/032       | Tickler spring                      | .. | .. |
| 7945-47 | 14/289       | Tickler cotter                      | .. | .. |
| 7951-47 | 14/054       | Banjo union (VH)                    | .. | .. |
| 7953-29 | 14/036       | Banjo union nut                     | .. | .. |
| 7955-29 | 14/037       | Banjo union washer                  | .. | .. |
| 7961-29 | 13/153       | Float chamber platform screw        | .. | .. |
| 7962-29 | 14/039       | Float chamber platform screw washer | .. | .. |

### AIR CLEANERS

|         |         |  |    |    |
|---------|---------|--|----|----|
| 9000-52 | A7/940  | Air cleaner complete (VH, VHA and NH)  | .. | .. |
| 9001-52 | E9/1394 | Elbow (rubber) (VH, NH and VHA)        | .. | .. |
| 9002-52 | E9/1395 | Screw adaptor for elbow (VH and VHA)   | .. | .. |
| 9004-52 | E9/1396 | Adaptor for elbow (NH)                 | .. | .. |
| 9030-52 |         | Jubilee clip complete (NH, VHA and VH) | .. | .. |
| 9003-53 | AC      | Air cleaner complete (NH and VB)       | .. | .. |

**Order by  
SPARES  
No.**

**DESCRIPTION OF PART**

**ELECTRICAL EQUIPMENT**

Makers: Messrs. JOSEPH LUCAS LTD. (Service Dept.),  
Great King Street and Great Hampton Street, Birmingham 19

|                |                       |    |    |    |    |    |    |
|----------------|-----------------------|----|----|----|----|----|----|
| <b>056457</b>  | Headlamp complete     | .. | .. | .. | .. | .. | .. |
| <b>20013</b>   | Generator             | .. | .. | .. | .. | .. | .. |
| <b>46028</b>   | Magdyno               | .. | .. | .. | .. | .. | .. |
| <b>37097</b>   | Control box           | .. | .. | .. | .. | .. | .. |
| <b>31315</b>   | Switch box            | .. | .. | .. | .. | .. | .. |
| <b>36084</b>   | Ammeter               | .. | .. | .. | .. | .. | .. |
| <b>069239</b>  | Horn ..               | .. | .. | .. | .. | .. | .. |
| <b>76204</b>   | Horn push             | .. | .. | .. | .. | .. | .. |
| <b>380521</b>  | Dipper switch         | .. | .. | .. | .. | .. | .. |
| <b>PUW7E/4</b> | Battery               | .. | .. | .. | .. | .. | .. |
| <b>53256A</b>  | Tail lamp             | .. | .. | .. | .. | .. | .. |
| <b>988</b>     | Bulb ..               | .. | .. | .. | .. | .. | .. |
| <b>53269A</b>  | Stop and tail lamp    | .. | .. | .. | .. | .. | .. |
| <b>352</b>     | Bulb ..               | .. | .. | .. | .. | .. | .. |
| <b>31281B</b>  | Switch for stop light | .. | .. | .. | .. | .. | .. |
| <b>861091</b>  | Stop lamp harness     | .. | .. | .. | .. | .. | .. |

## STANDARD NUTS, WASHERS, ETC.

| Order by<br>SPARES<br>No. | DESCRIPTION OF PART  | PRICE   |
|---------------------------|--|---------|
| S1-2                      | Nut (standard), $\frac{1}{4}$ in. dia. $\times$ 26 T.P.I.      | .. .. } |
| S1-3                      | Nut (standard), $\frac{5}{16}$ in. dia. $\times$ 26 T.P.I.     | .. .. } |
| S1-4                      | Nut (standard), $\frac{3}{8}$ in. dia. $\times$ 26 T.P.I.      | .. .. } |
| S1-5                      | Nut (standard), $\frac{7}{16}$ in. dia. $\times$ 26 T.P.I.     | .. .. } |
| S1-6                      | Nut (standard), $\frac{1}{2}$ in. dia. $\times$ 20 T.P.I.      | .. .. } |
| S2-2                      | Locknut (thin), $\frac{1}{4}$ in. dia. $\times$ 26 T.P.I.      | .. .. } |
| S2-3                      | Locknut (thin), $\frac{5}{16}$ in. dia. $\times$ 26 T.P.I.     | .. .. } |
| S2-4                      | Locknut (thin), $\frac{3}{8}$ in. dia. $\times$ 26 T.P.I.      | .. .. } |
| S2-5                      | Locknut (thin), $\frac{7}{16}$ in. dia. $\times$ 26 T.P.I.     | .. .. } |
| S2-6                      | Locknut (thin), $\frac{1}{2}$ in. dia. $\times$ 20 T.P.I.      | .. .. } |
| S2-7L                     | Locknut (thin), $\frac{3}{8}$ in. dia. $\times$ L.H. 20 T.P.I. | .. .. } |
| S5-2                      | Single spring washer, $\frac{1}{4}$ in. dia.                   | .. .. } |
| S5-3                      | Single spring washer, $\frac{5}{16}$ in. dia.                  | .. .. } |
| S5-4                      | Single spring washer, $\frac{3}{8}$ in. dia.                   | .. .. } |
| S5-5                      | Single spring washer, $\frac{7}{16}$ in. dia.                  | .. .. } |
| S5-6                      | Single spring washer, $\frac{1}{2}$ in. dia.                   | .. .. } |
| S6-3                      | Double spring washer .. ..                                     | .. .. } |
| S6-6                      | Double spring washer .. ..                                     | .. .. } |
| S9-1                      | Steel ball, $\frac{3}{16}$ in. dia. .. ..                      | .. .. } |
| S9-1A                     | Steel ball, $\frac{7}{32}$ in. dia. .. ..                      | .. .. } |
| S9-2                      | Steel ball, $\frac{1}{4}$ in. dia. .. ..                       | .. .. } |
| S17-1                     | Split pin, $\frac{1}{16}$ in. dia. $\times$ $\frac{5}{8}$ in.  | .. ..   |
| S18-1                     | No. 3 Woodruff key .. ..                                       | .. ..   |
| S18-2                     | No. 9 Woodruff key .. ..                                       | .. ..   |
| S19-2                     | Plain washer, $\frac{1}{4}$ in. dia. hole                      | .. .. } |
| S19-3                     | Plain washer, $\frac{5}{16}$ in. dia. hole                     | .. .. } |
| S19-4                     | Plain washer, $\frac{3}{8}$ in. dia. hole                      | .. .. } |
| S19-5                     | Plain washer, $\frac{7}{16}$ in. dia. hole                     | .. .. } |
| S19-6                     | Plain washer, $\frac{1}{2}$ in. dia. hole                      | .. .. } |
| S19-7                     | Plain washer, $\frac{9}{16}$ in. dia. hole                     | .. .. } |
| S19-8                     | Plain washer, $\frac{5}{8}$ in. dia. hole                      | .. .. } |
| S21-1                     | Oil pipe union body .. ..                                      | .. ..   |
| S21-2                     | Petrol union nut .. ..   | .. ..   |
| S21-3                     | Oil union nipple .. ..   | .. ..   |
| S22-2                     | Plug, $\frac{3}{8}$ in. dia. $\times$ 19 T.P.I.                | .. ..   |
| S22-4                     | Plug, $\frac{3}{8}$ in. dia. $\times$ 16 T.P.I.                | .. ..   |
| S48-2                     | Joint pin .. ..  | .. ..   |
| S51-1                     | Joint pin, battery strap .. ..                                 | .. ..   |

## PREFIX LETTERS TO ENGINE AND FRAME NUMBERS

---

To give the engine or frame number without the prefix letters is useless, as the numbers repeat from year to year and also on each capacity class. The prefix letters indicate both year of manufacture and capacity of engine and must, therefore, always be included with the actual figures so that the machine may be completely identified.

Engine prefix letter and number is stamped on the drive side of crankcase just below cylinder base. Frame letter and number is stamped on top lug just below the saddle.

On 1953 Models the prefix letters are:

|                     |     |     | Engine | Rigid<br>Frame | Spring<br>Frame |
|---------------------|-----|-----|--------|----------------|-----------------|
| Model NH. 350 c.c.  | ... | ... | XA     | AM             | AS              |
| Model VH. 500 c.c.  | ... | ... | XC     | AM             | AS              |
| Model VB. 600 c.c.  | ... | ... | VB     | AM             | AS              |
| Model VHA. 500 c.c. | ... | ... | XD     | AM             | AS              |
| Model VCH. 500 c.c. | ... | ... | XE     | MA             | —               |

**ARIEL MOTORS LIMITED  
PROPRIETARY EQUIPMENT AND ACCESSORIES**

Although every effort is made to obtain the most suitable and highest quality fittings of a proprietary nature for incorporating into our Motor Cycles, our guarantee does not cover such parts.

In the event of trouble being experienced with proprietary fittings, the part or parts should be returned to and claims made direct on the actual manufacturers, who will deal with them on the terms of their respective guarantees. Date of purchase and mileage covered should always be clearly stated when submitting a claim.

---

**CARBURETTORS**

AMAL LTD.,  
Holford Works, Perry Barr, Birmingham 20

---

**CHAINS**

THE RENOLD & COVENTRY CHAIN CO. LTD.,  
Didsbury, Manchester

---

**ELECTRICAL EQUIPMENT**

Messrs. JOSEPH LUCAS LTD. (Service Dept.),  
Great King Street and Great Hampton Street, Birmingham 19

---

**HORNS**

Messrs. JOSEPH LUCAS LTD. (Service Dept.),  
Great King Street and Great Hampton Street, Birmingham 19

CLEAR HOOTERS LTD.,  
33 Hampton Street, Birmingham 19

---

**SADDLES**

LYCETTS & MOTOR ACCESSORIES CO. LTD.,  
Ludgate Hill Passage, Birmingham 3

Messrs. HERBERT TERRY & SONS LTD.,  
Redditch

---

**SPEEDOMETERS**

Messrs. S. SMITH (MA) LTD.,  
Cricklewood, London

---

**TYRES**

THE DUNLOP RUBBER CO. LTD.,  
Fort Dunlop, Erdington, Birmingham 24

---

**SPARKING PLUGS**

CHAMPION SPARKING PLUG CO. LTD.,  
Feltham, Middlesex

LODGE PLUGS LTD.,  
Rugby

---

**GEARBOXES**

Messrs. BURMAN & SONS LTD.  
Wychall Lane, Kings Norton, Birmingham 30