



REPLACEMENT  
PARTS  
CATALOG

FOR 1975

MODEL T160

45 CU. IN. (750 CM<sup>3</sup>)

T  
R  
I  
D  
E  
N  
T



# **REPLACEMENT PARTS CATALOG**

**FOR 1975**

## **TRIDENT MODEL T160**

**Commencing at engine/frame No. 00101**


### **IMPORTANT**

**PLEASE CONTACT YOUR RETAIL TRIUMPH DEALER  
TO OBTAIN REPLACEMENT PARTS.**

**NORTON TRIUMPH INTERNATIONAL LIMITED  
KITTS GREEN - BIRMINGHAM B33. 0LF. - ENGLAND.**

**TELEPHONE. BIRMINGHAM 021-783-3657. - TELEX 339478.**

Norton Triumph International Ltd. reserve the right to alter the designs or constructional details of their manufactures at any time without giving notice.



THE TRIUMPH TRIDENT. MODEL T160.

## INTRODUCTION

The information contained in this catalog was complete and correct at the time of printing. Distributors will be informed of any subsequent alterations.

### WARRANTY

Please refer to your local dealer or distributor for the latest terms of warranty.

#### Western U.S.A. Distributor:

Norton Triumph Corporation,  
P.O. Box 275,  
2765 East Huntington Drive,  
Duarte,  
California 91010.

Telex—Triumph Duar 67-5469  
Telephone—213-359-3221  
213-681-0255

#### Eastern U.S.A. Distributor:

Norton Triumph Corporation,  
P.O. Box 400,  
Timonium,  
Maryland 21093,

Telex—Timo. Balt. 87-728  
Telephone—301-252-1700

### ENGINE AND FRAME NUMBERS

The engine number is located on the left side of the engine, immediately below the cylinder block/crankcase flange.

The frame number is located on the left side of the frame headlug, forward of the gasoline tank.

The engine and frame number should be quoted in full in any correspondence relating to the machine.

© COPYRIGHT 1974

Norton Triumph International Ltd.

All rights reserved. No part of this publication may be reproduced without permission.

## TECHNICAL DATA

|                            |     |     |     |                                    |                |     |     |     |  |
|----------------------------|-----|-----|-----|------------------------------------|----------------|-----|-----|-----|--|
| <b>Bore and stroke</b>     | ... | ... | ... | ...                                | ...            | ... | ... | ... | 67 × 70 mm.<br>(2.67 × 2.751 ins.)                               |
| <b>Capacity</b>            | ... | ... | ... | ...                                | ...            | ... | ... | ... | 741 cm <sup>3</sup> (45 cu. ins.)                                |
| <b>Compression ratio</b>   | ... | ... | ... | ...                                | ...            | ... | ... | ... | 9.5 : 1  |
| <b>Spark plugs</b>         | ... | ... | ... | ...                                | ...            | ... | ... | ... | Champion N3  |
| <b>Carburetors</b>         | ... | ... | ... | ...                                | ...            | ... | ... | ... | 3 Amal Concentric 626  |
|                            |     |     |     |                                    | Main jet       | ... | ... | ... | 150  |
|                            |     |     |     |                                    | Needle jet     | ... | ... | ... | .106   |
|                            |     |     |     |                                    | Throttle valve | ... | ... | ... | No. 4  |
| <b>Spark timing</b>        | ... | ... | ... | ...                                | ...            | ... | ... | ... | 38° B.T.D.C.   |
| <b>Valve clearances</b>    | ... | ... | ... | Intake                             | ...            | ... | ... | ... | .006 in. (0.15 mm); Exhaust .008 in.<br>(0.20 mm)                |
| <b>Contact breaker gap</b> | ... | ... | ... | ...                                | ...            | ... | ... | ... | .014/.016 in. (0.35/0.40 mm)                                     |
| <b>Chains</b>              | ... | ... | ... | Front                              | ...            | ... | ... | ... | 7/16" Duplex. × 70 links   |
|                            |     |     |     | Rear                               | ...            | ... | ... | ... | 5/8" × 3/8" × 110 links  |
| <b>Capacities</b>          | ... | ... | ... | Fuel Tank (Alternatives)           | ...            | ... | ... | ... | 4½ gallons; 2½ gallons.  |
|                            |     |     |     | Oil Tank                           | ...            | ... | ... | ... | 6 U.S. pints; (5 Brit. pints);<br>(2.8 liters) working capacity. |
|                            |     |     |     | Transmission (Gearbox)             | ...            | ... | ... | ... | 1¾ U.S. pints; (1½ Brit. pints);<br>(850 cm <sup>3</sup> ).      |
|                            |     |     |     | Primary Chaincase (Self-levelling) | ...            | ... | ... | ... | ¾ U.S. pint; (5/8 Brit. pints);<br>(350 cm <sup>3</sup> ).       |
|                            |     |     |     | Front Forks (each leg)             | ...            | ... | ... | ... | 210 cm <sup>3</sup> .  |
| <b>Tire size</b>           | ... | ... | ... | Front                              | ...            | ... | ... | ... | 4.10—1.9 ins.  |
|                            |     |     |     | Rear                               | ...            | ... | ... | ... | 4.10—1.9 ins.  |
| <b>Brake size</b>          | ... | ... | ... | Front and Rear                     | ...            | ... | ... | ... | 10 in. dia. disc.  |
| <b>Sprockets</b>           | ... | ... | ... | Transmission (Gearbox)             | ...            | ... | ... | ... | 19 T   |
|                            |     |     |     | Rear Wheel                         | ...            | ... | ... | ... | 50 T   |
| <b>Gear Ratios</b>         | ... | ... | ... | High                               | ...            | ... | ... | ... | 4.92   |
|                            |     |     |     | 4th                                | ...            | ... | ... | ... | 5.85   |
|                            |     |     |     | 3rd                                | ...            | ... | ... | ... | 6.89   |
|                            |     |     |     | 2nd                                | ...            | ... | ... | ... | 9.04   |
|                            |     |     |     | Low                                | ...            | ... | ... | ... | 12.71  |
| <b>Dimensions</b>          | ... | ... | ... | Wheelbase                          | ...            | ... | ... | ... | 58 ins. (147.5 cm)   |
|                            |     |     |     | Ground clearance at crankcase      | ...            | ... | ... | ... | 7 ins. (17.8 cm)   |
|                            |     |     |     | Overall length                     | ...            | ... | ... | ... | 88 ins. (223.5 cm)   |
|                            |     |     |     | Seat Height (unladen)              | ...            | ... | ... | ... | 31½ ins. (79.4 cm)   |

## USING THE REPLACEMENT PARTS LIST

### LOCATING AND ORDERING THE PARTS

An index is provided on page 13 to enable the parts or group of parts to be located.

Select the required component from the illustrations, note its reference number, and from the corresponding column on the opposite page, obtain the part number and correct name of the item.

If proprietary parts are listed under manufacturers part numbers only, they are not available from Norton Triumph International Ltd, but must be obtained direct from the manufacturers. (U.S.A. excepted)

Proprietary components should be ordered through the main distributors, whose addresses are given on page 3. (U.S.A. only).

When ordering, quote the part number and the description of the item required. In most cases the illustrations show the assembly order, which should assist in identifying the parts. Order items in single units, not "pairs", etc.

Throughout this catalog the components included in an assembled unit are indented and listed directly below in the description column, reverting to the original alignment when the assembly is completed. To order the assembled unit quote the assembly number only. The component parts may be obtained separately if desired.

ENGINE AND FRAME NUMBERS MUST BE QUOTED IN FULL WHEN ORDERING SPARE PARTS AND IN ANY CORRESPONDENCE RELATING TO THE MOTOR-CYCLE.

### OBTAINING PARTS

Spare parts can be obtained from an authorised Triumph/Norton dealer only, and we advise owners to order parts through their nearest dealer. If the item is one which may have to be obtained specially, an additional charge for postage and carriage will be incurred.

SPARE PARTS ARE NOT SUPPLIED DIRECTLY TO PRIVATE OWNERS FROM THE FACTORY.

If the part number is quoted when ordering, it is unnecessary to send a pattern of the item. If however, it is necessary to send a pattern, this should bear the sender's name and address together with clear instructions. A copy of the advice should be sent under separate cover, together with a remittance and all parts forwarded carriage paid.

NORTON TRIUMPH CORPORATION AND NORTON TRIUMPH INTERNATIONAL LIMITED, WARN AGAINST THE PURCHASE OF PARTS WHICH ARE NOT MANUFACTURED OR APPROVED BY THEM, BECAUSE THIS WILL INVALIDATE THE WARRANTY.

### COLORS

Gas tank      Yellow/White or Burgundy/White.  
Fenders      Chromium Plated.  
Side Cover and Oil Tank      Black.

## SCREW THREADS

Details of thread forms and sizes are quoted after the description of Nuts, Bolts, Screws and Studs.

Example: 14-0102, Bolt ( $\frac{1}{4}$ " U.N.F.  $\times$   $\frac{5}{8}$ " U.H.) =  $\frac{1}{4}$ " diameter Unified Fine Thread  $\times$   $\frac{5}{8}$ " long, from underside of head to end of bolt.

## ABBREVIATIONS:

|       |                            |      |  |
|-------|----------------------------|------|--|
| B.A.  | = British Association.     | U.H. | = Length measured from the underside of bolt head. |
| UN.C. | = Unified Coarse.          | C/W  | = Complete with.                                   |
| A/F   | = Across Flats of hexagon. | D.S. | = Driving Side (Engine).                           |
| UN.F  | = Unified Fine.            | T.S. | = Timing Side (Engine).                            |
| UN.S. | = Unified Special.         |      |  |

## SERVICE TOOLS

A complete range of Service Tools is contained in the Service Tools Catalog. They may be obtained through a Norton/Triumph dealer but, because they are costly and are rarely required, it may be advisable to have the work for which they are required, carried out by the dealer.

## MATERIALS

Highly-stressed components which are manufactured from special materials are pinpointed by an asterisk (or other indication) and the British Standard symbol for the material is quoted at the foot of the page.

## WASHERS

Dimensions of washers are quoted in the following sequence:- Inside diameter, outside diameter, thickness. Normally, washers are of steel, but where fiber, aluminium, or other non-ferrous materials are used, these are specified by name.

## SERVICE MANUAL

For owners with sufficient knowledge and facilities for carrying out major overhauls, a Service Manual is available for the Trident. The Manual contains much useful information, in addition to providing detailed instructions on dismantling and rebuilding of all the major assemblies. It is obtainable from Norton/Triumph dealers.

## MAJOR ASSEMBLED UNITS

| Spares No. | Description  |
|------------|--|
| 71-3652    | ENGINE GEARBOX UNIT less carburetors and exhaust system. |
| 71-1351    | OIL PUMP, C/W DRIVING GEAR.                              |
| 57-4675    | CLUTCH ASSEMBLY.   |
| 57-4895    | PRIMARY DRIVE SHOCK ABSORBER ASSEMBLY.                   |
| 71-3641    | CRANKCASE COMPLETE (left, centre and right).             |
| 83-5811    | FRAME.   |
| 83-5368    | SWINGING ARM WITH BUSHES.                                |
| 97-4605    | FRONT FORK ASSEMBLY.                                     |
| 97-5047    | FRONT FORK ASSEMBLY. (EUROPEAN CONTINENT ONLY).          |
| 37-4305    | FRONT HUB WITH SPOKES AND RIM.                           |
| 37-4141    | FRONT WHEEL ASSEMBLY.                                    |
| 37 4254    | REAR HUB WITH SPOKES AND RIM.                            |
| 37-4252    | REAR WHEEL ASSEMBLY.                                     |
| 60-4102    | FRONT BRAKE MASTER CYLINDER ASSEMBLY.                    |
| 60-4401    | REAR-BRAKE MASTER CYLINDER ASSEMBLY.                     |

## KITS OF PARTS

### BRAKES.

|                            |                                  |
|----------------------------|----------------------------------|
| Master cylinder repair kit | 99-2768 (front), 19-4700 (rear). |
| Brake pad kit              | 99-2769 (front and rear)         |

### LOCTITE

|                      |         |
|----------------------|---------|
| 10 bottle trade pack | 00-7009 |
|----------------------|---------|

### GASKET SETS

|   |         |
|---|---------|
| Top decarbonisation (i.e. cylinder head etc). | 00-3177 |
| Full decarbonisation                          | 00-3322 |



## OVERSIZE AND UNDERSIZE COMPONENTS

### PISTONS (Complete with rings, wrist pins and circlips)

Compression ratio 9.5 : 1

|   |                              |
|---|------------------------------|
| { | 70-9762 + .010 in. oversize. |
| { | 70-9763 + .020 in. oversize. |
| { | 70-9764 + .040 in. oversize. |

### PISTON RINGS

|         |   |                                |   |                      |
|---------|---|--------------------------------|---|----------------------|
| 99-3781 | { | 2 off 70-9016 Compression ring | } | + .010 in. oversize. |
|         |   | 1 off 70-9766 Scraper ring     |   |                      |
| 99-3782 | { | 2 off 70-9017 Compression ring | } | + .020 in. oversize. |
|         |   | 1 off 70-9767 Scraper ring     |   |                      |
| 99-3783 | { | 2 off 70-9018 Compression ring | } | + .040 in. oversize. |
|         |   | 1 off 70-9768 Scraper ring     |   |                      |

### BIG-END BEARING SHELLS

70-9023 — .010 in. undersize.  
 70-9024 — .020 in. undersize.  
 70-9025 — .030 in. undersize.  
 70-9026 — .040 in. undersize.

### MAIN BEARING SHELLS

70-9027 — .010 in. undersize.  
 70-9028 — .020 in. undersize.  
 70-9029 — .030 in. undersize.  
 70-9030 — .040 in. undersize.

### CYLINDER BLOCK

71-4404 + .010 in. oversize.  
 71-4405 + .020 in. oversize.  
 71-4406 + .040 in. oversize.

### VALVE GUIDES

71-3280 + .002 in. oversize.  
 71-3281 + .015 in. oversize.

**NAMES AND ADDRESSES OF PROPRIETARY MANUFACTURERS  
(NOT APPLICABLE IN U.S.A.)**

The Norton/Triumph warranty does not apply to proprietary components and any repairs or claims regarding these products should be referred direct to the manufacturers concerned. Their names and addresses are as follows:-

**ACCESSORIES**

Doherty Motor Cycle Accessories Ltd.,  
Aston Brook Street,  
Birmingham 6.

**BRAKES, CLUTCH**

Automotive Products Co. Ltd.  
P.O. Box 14, Southam Road,  
Banbury,  
Oxfordshire.

**CARBURETORS,**

Amal Limited,  
Holdford Road,  
Witton,  
Birmingham 6.

**CHAINS**

Renold Limited,  
Wythenshawe,  
Manchester.

**ELECTRICAL EQUIPMENT.**

Joseph Lucas (Sales and Service) Limited,  
Great Hampton Street,  
Birmingham. 18.

**SUSPENSION UNITS**

Girling Limited,  
Birmingham Road,  
West Bromwich,  
Staffordshire.

**SPARK PLUGS**

Champion Sparking Plug Co Limited,  
Feltham,  
Middlesex

**INSTRUMENTS.**

Smith's Industries Limited,  
Motor Accessory Division,  
50 Oxgate Lane,  
Cricklewood,  
London, N.W.2.

**TIRES**

Dunlop Co Limited,  
Fort Dunlop,  
Birmingham 24.

**SERVICING OF PROPRIETARY MANUFACTURERS COMPONENTS (U.S.A.)**

East.

Norton Triumph Corporation  
P.O. Box 400,  
2034 Green Spring Road,  
Timonium,  
Maryland 21093,

West.

Norton Triumph Corporation  
P.O. Box 275,  
2765 E. Huntingdon Drive,  
Duarte,  
California 91010.

## STEERING LOCK AND KEY NUMBERS

| Lock No. | Key No. | Lock No. | Key No. | Lock No. | Key No. |
|----------|---------|----------|---------|----------|---------|
| EJR 1    | 19-5151 | EJR 18   | 19-5168 | EJR 35   | 19-5185 |
| EJR 2    | 19-5152 | EJR 19   | 19-5169 | EJR 36   | 19-5186 |
| EJR 3    | 19-5153 | EJR 20   | 19-5170 | EJR 37   | 19-5187 |
| EJR 4    | 19-5154 | EJR 21   | 19-5171 | EJR 38   | 19-5188 |
| EJR 5    | 19-5155 | EJR 22   | 19-5172 | EJR 39   | 19-5189 |
| EJR 6    | 19-5156 | EJR 23   | 19-5173 | EJR 40   | 19-5190 |
| EJR 7    | 19-5157 | EJR 24   | 19-5174 | EJR 41   | 19-5191 |
| EJR 8    | 19-5158 | EJR 25   | 19-5175 | EJR 42   | 19-5192 |
| EJR 9    | 19-5159 | EJR 26   | 19-5176 | EJR 43   | 19-5193 |
| EJR 10   | 19-5160 | EJR 27   | 19-5177 | EJR 44   | 19-5194 |
| EJR 11   | 19-5161 | EJR 28   | 19-5178 | EJR 45   | 19-5195 |
| EJR 12   | 19-5162 | EJR 29   | 19-5179 | EJR 46   | 19-5196 |
| EJR 13   | 19-5163 | EJR 30   | 19-5180 | EJR 47   | 19-5197 |
| EJR 14   | 19-5164 | EJR 31   | 19-5181 | EJR 48   | 19-5198 |
| EJR 15   | 19-5165 | EJR 32   | 19-5182 | EJR 49   | 19-5199 |
| EJR 16   | 19-5166 | EJR 33   | 19-5183 | EJR 50   | 19-5200 |
| EJR 17   | 19-5167 | EJR 34   | 19-5184 |          |         |

**Note:** Certain European countries require the installation of special steering locks (Neiman), and hence the above information does not apply to models supplied to those countries

### IGNITION LOCK AND KEY NUMBERS

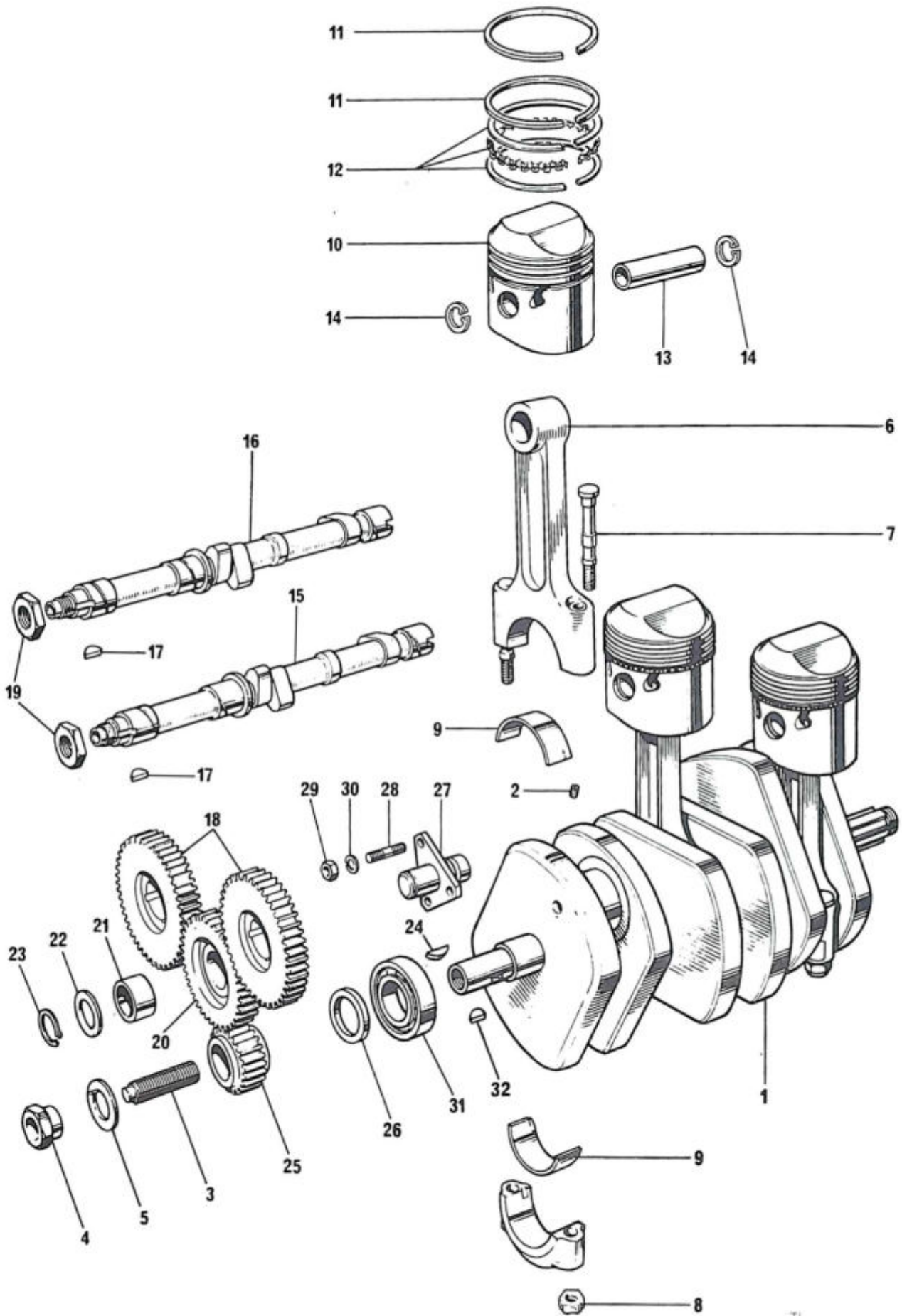
| Lock No. | Key No. | Lock No. | Key No. | Lock No. | Key No. |
|----------|---------|----------|---------|----------|---------|
| FS 876   | 19-5614 | FS 903   | 19-5641 | FS 930   | 19-5668 |
| FS 877   | 19-5615 | FS 904   | 19-5642 | FS 931   | 19-5669 |
| FS 878   | 19-5616 | FS 905   | 19-5643 | FS 932   | 19-5670 |
| FS 879   | 19-5617 | FS 906   | 19-5644 | FS 933   | 19-5671 |
| FS 880   | 19-5618 | FS 907   | 19-5645 | FS 934   | 19-5672 |
| FS 881   | 19-5619 | FS 908   | 19-5646 | FS 935   | 19-5673 |
| FS 882   | 19-5620 | FS 909   | 19-5647 | FS 936   | 19-5674 |
| FS 883   | 19-5621 | FS 910   | 19-5648 | FS 937   | 19-5675 |
| FS 884   | 19-5622 | FS 911   | 19-5649 | FS 938   | 19-5676 |
| FS 885   | 19-5623 | FS 912   | 19-5650 | FS 939   | 19-5677 |
| FS 886   | 19-5624 | FS 913   | 19-5651 | FS 940   | 19-5678 |
| FS 887   | 19-5625 | FS 914   | 19-5652 | FS 941   | 19-5679 |
| FS 888   | 19-5626 | FS 915   | 19-5653 | FS 942   | 19-5680 |
| FS 889   | 19-5627 | FS 916   | 19-5654 | FS 943   | 19-5681 |
| FS 890   | 19-5628 | FS 917   | 19-5655 | FS 944   | 19-5682 |
| FS 891   | 19-5629 | FS 918   | 19-5656 | FS 945   | 19-5683 |
| FS 892   | 19-5630 | FS 919   | 19-5657 | FS 946   | 19-5684 |
| FS 893   | 19-5631 | FS 920   | 19-5658 | FS 947   | 19-5685 |
| FS 894   | 19-5632 | FS 921   | 19-5659 | FS 948   | 19-5686 |
| FS 895   | 19-5633 | FS 922   | 19-5660 | FS 949   | 19-5687 |
| FS 896   | 19-5634 | FS 923   | 19-5661 | FS 950   | 19-5688 |
| FS 897   | 19-5635 | FS 924   | 19-5662 | FS 951   | 19-5689 |
| FS 898   | 19-5636 | FS 925   | 19-5663 | FS 952   | 19-5690 |
| FS 899   | 19-5637 | FS 926   | 19-5664 | FS 953   | 19-5691 |
| FS 900   | 19-5638 | FS 927   | 19-5665 | FS 954   | 19-5692 |
| FS 901   | 19-5639 | FS 928   | 19-5666 | FS 955   | 19-5693 |
| FS 902   | 19-5640 | FS 929   | 19-5667 |          |         |

## ILLUSTRATIONS INDEX

|           |  |    |
|-----------|--|----|
| Figure 1  | Crankshaft and Connecting Rods ...   | 14 |
| Figure 2  | Crankcase ...  | 16 |
| Figure 3  | Oil Pump and Crankcase Filters ...   | 18 |
| Figure 4  | Cylinder Head and Rocker Boxes ...   | 20 |
| Figure 5  | Carburetors ...  | 22 |
| Figure 6  | Cylinder Block, Push Rods, Tappets ...   | 24 |
| Figure 7  | Timing Cover and Contact Breaker ...   | 26 |
| Figure 8  | Carburetor Adaptor and Throttle linkage ...                                      | 28 |
| Figure 9  | Transmission (Gearbox) Outer Cover, gearshift linkage, and kickstarter pedal ... | 30 |
| Figure 10 | Transmission (Gearbox) inner cover and gearshift mechanism ...                   | 32 |
| Figure 11 | Transmission (Gearbox) Shafts and gearbox ...                                    | 34 |
| Figure 12 | Electric Starter Mechanism ...   | 36 |
| Figure 13 | Clutch and Clutch Operating Mechanism ...  | 38 |
| Figure 14 | Inner Primary Chaincase ...  | 40 |
| Figure 15 | Outer Primary Chaincase ...  | 42 |
| Figure 16 | Primary Shock Absorber and oil pump drive ...                                    | 44 |
| Figure 17 | Frame ...  | 46 |
| Figure 18 | Swinging Fork and Suspension Units ...   | 48 |
| Figure 19 | Engine Unit Fittings and Foot Pegs ...   | 50 |
| Figure 20 | Exhaust System and pillion footpegs ...  | 52 |
| Figure 21 | Front Forks ...  | 54 |
| Figure 22 | Front Wheel ...  | 56 |
| Figure 23 | Front Brake ...  | 58 |
| Figure 24 | Rear Wheel ...   | 60 |
| Figure 25 | Rear Brake ...   | 62 |
| Figure 26 | Oil Cooler ...   | 64 |
| Figure 27 | Gas Tank and pipes ...   | 66 |
| Figure 28 | Oil tank and pipe lines ...  | 68 |
| Figure 29 | Battery carrier and air filter ...   | 70 |
| Figure 30 | Side Panel and Twinseat ...  | 72 |
| Figure 31 | Fenders and Stays ...  | 74 |
| Figure 32 | Tail lite and rear indicator lite ...  | 76 |
| Figure 33 | Handlebar and Control levers ...   | 78 |
| Figure 34 | Control Cables ...   | 80 |
| Figure 35 | Toolkit ...  | 82 |
| Figure 36 | Speedometer, Tachometer and drive, switch panel ...                              | 84 |
| Figure 37 | Electrical Equipment—Coils Rectifier, Battery, etc. ...                          | 86 |
| Figure 38 | Electrical Equipment—Headlite and front indicator lite ...                       | 88 |
| Figure 39 | Special items—Europe only ...  | 90 |

# INDEX

|                                 | <i>Page</i> |                                     | <i>Page</i> |
|---------------------------------|-------------|-------------------------------------|-------------|
| AIR FILTER ... ..               | 71          | IGNITION SWITCH ... ..              | 89          |
| ALTERNATOR ... ..               | 27          | KICKSTARTER ... ..                  | 31          |
| AUTO-ADVANCE UNIT ... ..        | 27          | MASTER CYLINDER ... ..              | 59, 63      |
| BULBS ... ..                    | 89          | MUFFLERS ... ..                     | 53          |
| BATTERY CARRIER ... ..          | 71          | NUMERICAL INDEX ... ..              | 92          |
| BRAKE SWITCH ... ..             | 87          | OIL COOLER ... ..                   | 65          |
| BRAKE UNIT ... ..               | 59, 63      | OIL PUMP ... ..                     | 19          |
| BRAKE PEDAL ... ..              | 63          | OIL TANK ... ..                     | 69          |
| BRAKE PADS ... ..               | 59, 63      | OIL FILTER ... ..                   | 69          |
| BRAKE PIPES ... ..              | 59, 63      | OVERSIZE PARTS ... ..               | 8           |
| BRAKE MASTER CYLINDER ... ..    | 59, 63      | PISTONS ... ..                      | 14          |
| CAMSHAFTS, INTAKE AND EXHAUST   | 15          | PILLION FOOTPEGS ... ..             | 53          |
| CARBURETORS ... ..              | 23          | PROP STAND ... ..                   | 47          |
| CARBURETOR ADAPTOR ... ..       | 29          | PUSH RODS ... ..                    | 25          |
| CENTER STAND ... ..             | 47          | REAR BRAKE ... ..                   | 63          |
| CHAINS ... ..                   | 45          | REAR LITE ... ..                    | 77          |
| CHAINCASE ... ..                | 41, 43      | REAR WHEEL ... ..                   | 61          |
| CLUTCH ... ..                   | 39          | RECTIFIER ... ..                    | 87          |
| COIL ... ..                     | 87          | REFLECTORS (front) ... ..           | 65          |
| CONDENSER PACK ... ..           | 87          | ROCKERS ... ..                      | 21          |
| CONNECTING RODS ... ..          | 15          | ROCKER BOX ... ..                   | 21          |
| CONTACT BREAKER ... ..          | 27          | RELEASE VALVE (oil pressure) ... .. | 19          |
| CONTROL CABLES ... ..           | 81          | SIDE PANEL ... ..                   | 73          |
| CONTROLS ... ..                 | 79          | SIDE STAND ... ..                   | 47          |
| CRANKCASE ... ..                | 17          | SPARK PLUGS ... ..                  | 87          |
| CRANKSHAFT ... ..               | 15          | SPEEDOMETER ... ..                  | 85          |
| CYLINDER BLOCK ... ..           | 25          | SPEEDOMETER CABLE ... ..            | 85          |
| CYLINDER HEAD ... ..            | 21          | SPEEDOMETER GEARBOX ... ..          | 61          |
| DIRECTION INDICATORS ... ..     | 77, 89      | STEERING HEAD BEARINGS ... ..       | 55          |
| EXHAUST PIPES ... ..            | 53          | SUSPENSION UNITS ... ..             | 49          |
| EXHAUST PIPE ADAPTOR ... ..     | 21          | SWINGING FORKS, REAR ... ..         | 49          |
| ELECTRICAL EQUIPMENT ... ..     | 87, 89      | SWITCHES (handlebar) ... ..         | 79          |
| ENGINE MOUNTING PLATES ... ..   | 47, 51      | STARTER MOTOR ... ..                | 37          |
| FENDERS ... ..                  | 75          | TACHOMETER ... ..                   | 85          |
| FOOT PEGS ... ..                | 51, 53      | TACHOMETER DRIVE UNIT ... ..        | 85          |
| FRAME ... ..                    | 47          | TACHOMETER CABLE ... ..             | 85          |
| FRONT BRAKE ... ..              | 59          | TAPPETS ... ..                      | 25          |
| FRONT FORKS ... ..              | 55          | TIMING GEARS ... ..                 | 15          |
| FRONT WHEEL ... ..              | 57          | TOOLKIT ... ..                      | 83          |
| GAS TANK ... ..                 | 67          | TRANSMISSION (GEARBOX) ... ..       | 35          |
| GEARSHIFT MECHANISM ... ..      | 33          | VALVES ... ..                       | 21          |
| GEAR INDICATOR SWITCH (NEUTRAL) | 87          | VALVE GUIDES ... ..                 | 21          |
| HANDLEBARS ... ..               | 79          | VALVE SPRINGS ... ..                | 21          |
| HANDLEBAR MOUNTINGS ... ..      | 79          | WARNING LITES ... ..                | 89          |
| HEADLITE ... ..                 | 89          | WIRING HARNESS ... ..               | 89          |
| HEAT SINK ... ..                | 87          | ZENER DIODE ... ..                  | 87          |
| HORN ... ..                     | 87          |                                     |             |



**Fig. 1. CRANKSHAFT AND CONNECTING RODS**

| Ref. No.                              | Part No. | DESCRIPTION   | QUANTITY | REMARKS           |
|---------------------------------------|----------|---|----------|-------------------|
| <b>CRANKSHAFT AND CONNECTING RODS</b> |          |   |          |                   |
| 1                                     | 71-3307  | Crankshaft assembly ... ..  | 1        |                   |
| 2                                     | 70-6577  | Oilway plug ... ..  | 1        |                   |
| 3                                     | 21-2185  | Rotor stud $\frac{7}{16}$ " U.N.F. $\times$ 1.62"                                     | 1        |                   |
| 4                                     | 21-2182  | Rotor nut ... ..  | 1        |                   |
| 5                                     | 70-3975  | Washer, rotor nut ... ..  | 1        |                   |
| 6                                     | 70-9740  | Connecting rod assembly (less thin-wall bearings)                                     | 3        |                   |
| 7                                     | 70-9727  | †† Bolt-connecting rod cap ... ..   | 6        |                   |
| 8                                     | 60-3761  | Nut—connecting rod bolt ( $\frac{5}{16}$ U.N.F., self locking)                        | 6        | 'Lester' star nut |
| 9                                     | 70-5998* | Bearing—connecting rod big-end ... ..   | 6        | halves            |
| 10                                    | 70-9741† | Piston assembly. ... ..   | 3        |                   |
| 11                                    | 70-6838† | Compression ring—taper ... ..   | 6        |                   |
| 12                                    | 70-9739† | Scraper ring ... ..   | 3        |                   |
| 13                                    | 70-6836  | Wrist pin (gudgeon pin) ... ..  | 3        |                   |
| 14                                    | 70-6840  | Circlip ... ..  | 6        |                   |
| 15                                    | 71-3596  | Camshaft—exhaust ... ..   | 1        |                   |
| 16                                    | 70-8764  | Camshaft—intake ... ..  | 1        |                   |
| 17                                    | 70-1558  | Key—camshaft pinion ... ..  | 2        |                   |
| 18                                    | 71-2718  | Pinion—camshaft ... ..  | 2        |                   |
| 19                                    | 70-6523  | Nut—camshaft pinion ... ..  | 2        |                   |
| 20                                    | 71-2246  | Timing gear—intermediate ... ..   | 1        |                   |
| 21                                    | 71-2248  | Bush—timing gear ... ..   | 1        |                   |
| 22                                    | 70-6088  | Thrust washer—timing gear ... ..  | 1        |                   |
| 23                                    | 70-8768  | Circlip, retaining—timing gear ... ..   | 1        |                   |
| 24                                    | 70-1580  | Key—crankshaft timing pinion ... ..   | 1        |                   |
| 25                                    | 70-6524  | Pinion—crankshaft ... ..  | 1        |                   |
| 26                                    | 70-6173  | Distance piece—crankshaft pinion ... ..   | 1        |                   |
| 27                                    | 71-2250  | Spindle—intermediate timing gear ... ..   | 1        |                   |
| 28                                    | 21-0547  | Stud—intermediate timing gear spindle ( $\frac{1}{4}$ U.N.F./U.N.F. $\frac{37}{32}$ ) | 3        |                   |
| 29                                    | 14-0401  | Nut—spindle stud ( $\frac{1}{4}$ U.N.F. thin) ... ..                                  | 3        |                   |
| 30                                    | 60-4250  | Washer—spindle stud (.270" — .41" — .064")  | 3        |                   |
| 31                                    | 70-8780  | Main bearing (roller), crankshaft T.S. ... ..   | 1        |                   |
| 32                                    | 70-8144  | Key—alternator rotor, crankshaft ... ..   | 1        |                   |

\*See page 8 for undersizes

†See page 8 for oversizes

††Special materials to Brit. Std. 3111, Type 2.



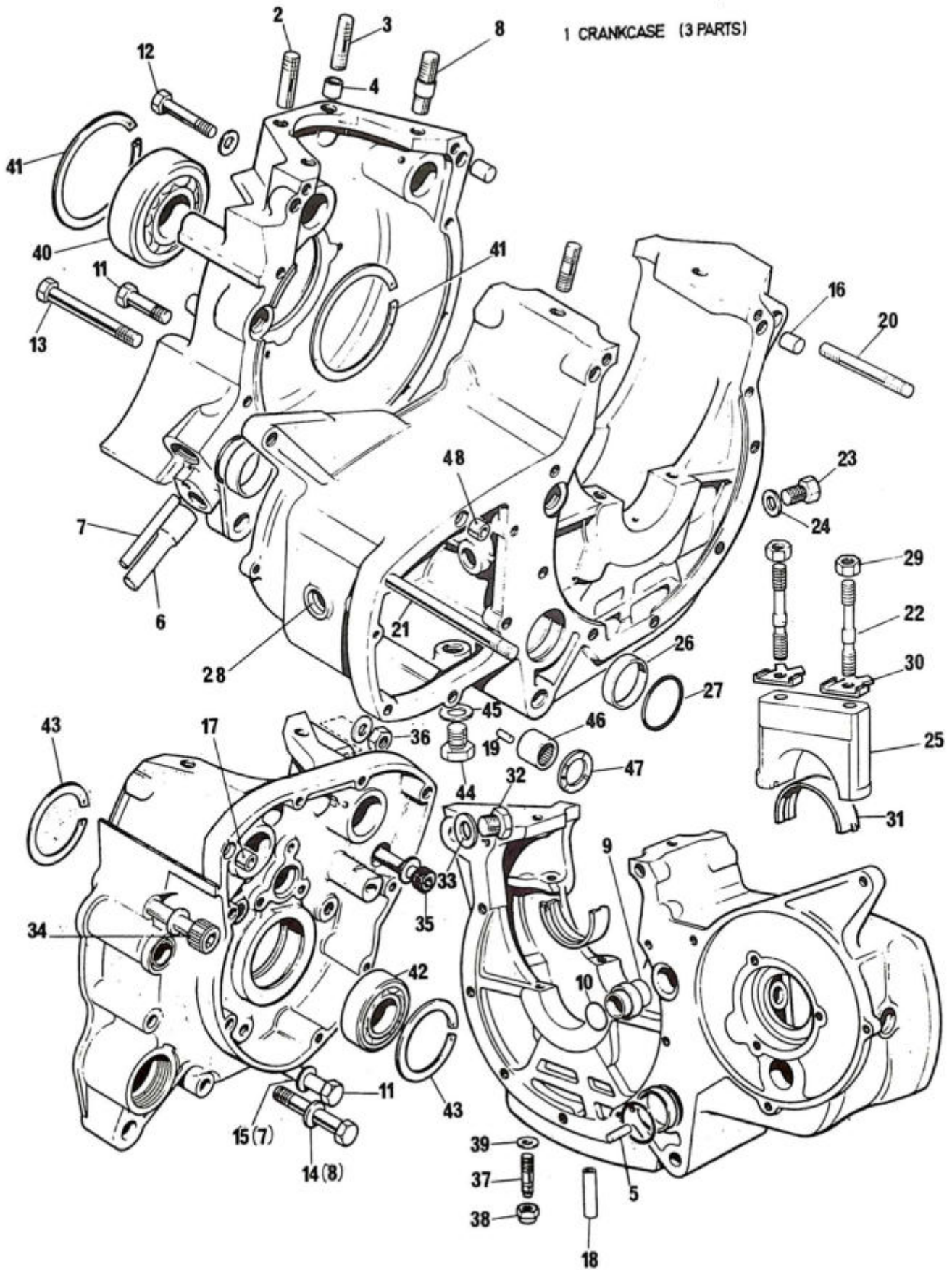


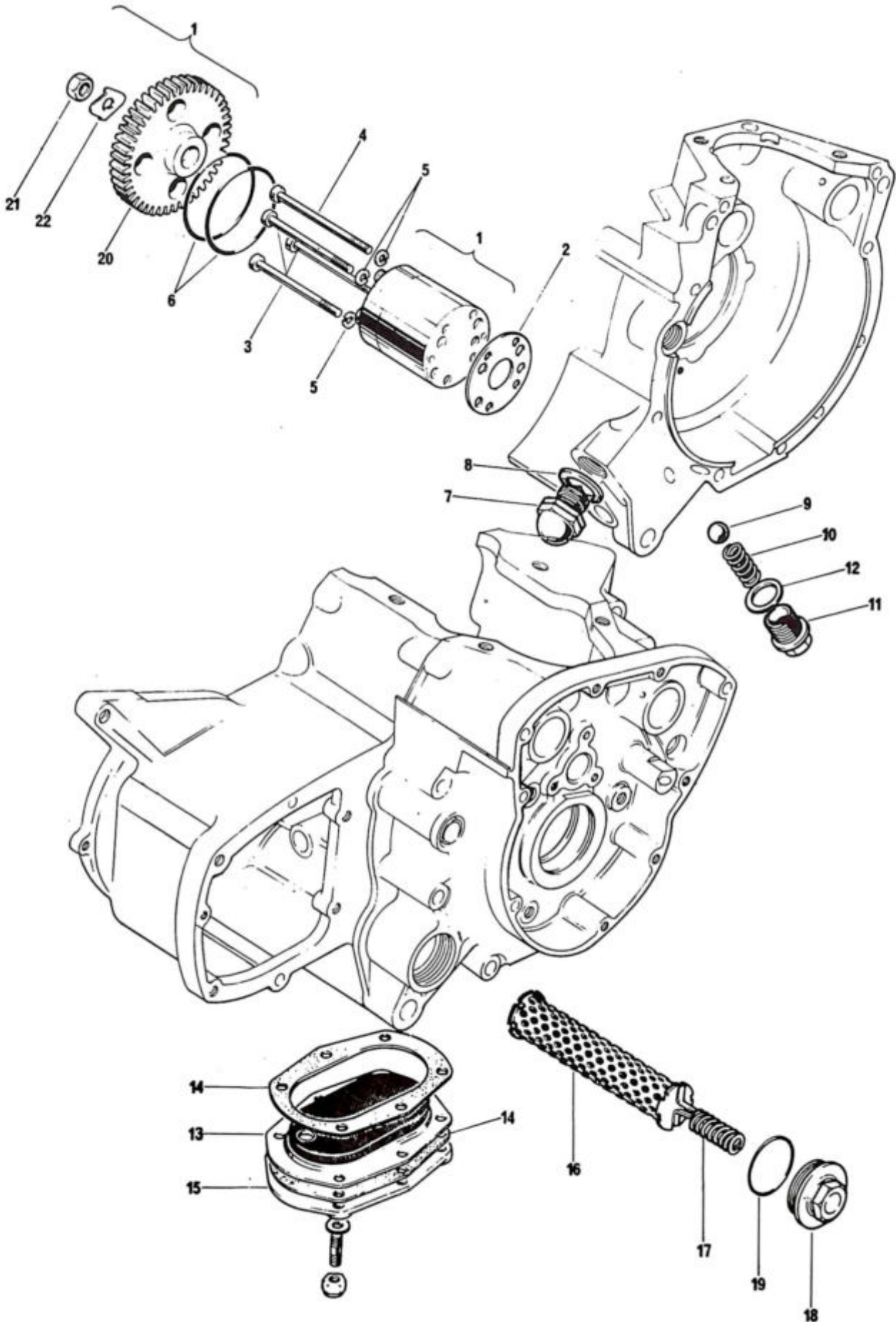
Fig. 2. CRANKCASE

| Ref. No.         | Part No. | DESCRIPTION   | QUANTITY | REMARKS                         |
|------------------|----------|---|----------|---------------------------------|
| <b>CRANKCASE</b> |          |   |          |                                 |
| 1                | 71-3641  | Crankcase (T.S., D.S., and center, assembled) ... ..  | 1        | Not supplied as separate parts. |
| 2                | 21-1931  | Stud—cylinder base ( $\frac{3}{8}$ U.N.F./U.N.C. $\times$ $1\frac{3}{4}$ " ) ... ..           | 4        |                                 |
| 3                | 70-8738  | Stud—cylinder base, at dowel ( $\frac{3}{8}$ U.N.F./U.N.C. $\times$ $1\frac{1}{2}$ " ) ... .. | 2        |                                 |
| 4                | 70-8751  | Dowel—cylinder base location ... ..   | 2        |                                 |
| 5                | 70-1532  | Dowel—Oil pump to crankcase location ... ..   | 1        |                                 |
| 6                | 70-6573  | Pipe—oil return ... ..  | 1        |                                 |
| 7                | 71-4433  | Pipe—oil feed ... ..  | 1        |                                 |
| 8                | 21-1912  | Stud—cylinder base ( $\frac{3}{8}$ U.N.F./U.N.C. $\times$ $1\frac{9}{16}$ " ) ... ..          | 4        | $\frac{7}{16}$ " center diam.   |
| 9                | 71-4122  | Housing—cross shaft oil seal ... ..   | 2        |                                 |
| 10               | 60-4419  | 'O' ring—cross shaft seal ... ..  | 3        |                                 |
| 11               | 14-6218  | Bolt—clamping—( $\frac{5}{16}$ U.N.C. $\times$ $1\frac{3}{8}$ " U.H.) ... ..                  | 2        |                                 |
| 12               | 14-6220  | Bolt—clamping—D.S. ( $\frac{5}{16}$ U.N.C. $\times$ $1\frac{3}{4}$ " U.H.) ... ..             | 2        |                                 |
| 13               | 14-6226  | Bolt—clamping—( $\frac{5}{16}$ U.N.C. $\times$ $3\frac{1}{4}$ " U.H.) ... ..                  | 9        |                                 |
| 14               | 60-4247  | Washer—clamping bolts (.343"—.625"—.062") ... ..  | 8        |                                 |
| 15               | 60-2330  | Washer—clamping bolts (.333"—.625"—.040") ... ..  | 7        |                                 |
| 16               | 70-8774  | Dowel, T.S. and D.S. ... ..   | 4        |                                 |
| 17               | 57-0989  | Dowel, tubular—timing cover location ... ..   | 2        |                                 |
| 18               | 70-6578  | Scavenge tube—crankcase filter ... ..   | 1        |                                 |
| 19               | 57-0912  | Peg, thrust washer—layshaft bearing D.S. ... ..   | 1        |                                 |
| 20               | 14-1427  | Stud—crankcase T.S. ( $\frac{5}{16}$ " U.N.C./U.N.F. $\times$ 3") ... ..                      | 2        |                                 |
| 21               | 21-1813  | Stud—gearbox inner cover ( $\frac{5}{16}$ U.N.C./U.N.F. $\times$ $4\frac{3}{4}$ " ) ... ..    | 2        |                                 |
| 22               | 70-8745  | **Stud—main bearing cap ( $\frac{3}{8}$ " U.N.C./U.N.F. $\times$ 4-92") ... ..                | 4        |                                 |
| 23               | 14-6113  | Plug—main bearing oilway ( $\frac{5}{16}$ " U.N.C. $\times$ $\frac{5}{8}$ " U.H.) ... ..      | 2        |                                 |
| 24               | 70-8776  | Washer—oilway plug (.328"—.687"—.062, aluminum) ... ..  | 2        |                                 |
| 25               | 71-3208  | Cap—Main bearing ... ..   | 2        | Not supplied separately         |
| 26               | 70-9856  | Sleeve—filter 'O' ring ... ..   | 2        |                                 |
| 27               | 71-1070  | 'O' ring, filter sleeve ... ..  | 2        |                                 |
| 28               | 57-1920  | Plug—blanking ... ..  | 1        |                                 |
| 29               | 14-0303  | Nut—Main bearing cap stud ( $\frac{3}{8}$ U.N.F.) ... ..                                      | 4        |                                 |
| 30               | 71-1129  | Washer, tab—main bearing cap stud ... ..  | 4        |                                 |
| 31               | 70-6023  | †Bearing—main ... ..  | 4        | halves                          |
| 32               | 70-8755  | Plug—timing aperture ... ..   | 1        |                                 |
| 33               | 70-1523  | Washer, timing plug (.562"—.843"—.062", fiber) ... ..   | 1        |                                 |
| 34               | 14-7026  | *Screw, allen—clamping ( $\frac{5}{16}$ " U.N.C. $\times$ $2\frac{1}{2}$ " U.H.) ... ..       | 1        | Socket head                     |
| 35               | 21-0678  | *Screw, allen—clamping ( $\frac{5}{16}$ " U.N.F. $\times$ 4" U.H.) ... ..                     | 1        | Socket head                     |
| 36               | 14-0302  | Nut—clamping bolts ( $\frac{5}{16}$ " U.N.F.) ... ..  | 2        |                                 |
| 37               | 71-1349  | Stud—sump plate ( $\frac{1}{4}$ " U.N.C./U.N.F. $\times$ 1-19") ... ..                        | 6        |                                 |
| 38               | 14-1301  | Nut—sump plate stud ( $\frac{1}{4}$ " U.N.F., self locking) ... ..                            | 6        |                                 |
| 39               | 60-2320  | Washer—sump plate nut (.265"—.562"—.056") ... ..  | 6        |                                 |
| 40               | 70-1591  | Bearing, main—drive side ... ..   | 1        |                                 |
| 41               | 70-6025  | Circlip—main bearing, D.S. ... ..   | 2        |                                 |
| 42               | 70-8780  | Bearing, main—timing side ... ..  | 1        |                                 |
| 43               | 70-6026  | Circlip—main bearing, T.S. ... ..   | 2        |                                 |
| 44               | 21-1872  | Drain plug—transmission (gearbox) ... ..  | 1        |                                 |
| 45               | 70-8896  | Washer, drain plug (.480"—.750"—.032", aluminum) ... ..                                       | 1        |                                 |
| 46               | 57-1606  | Bearing—needle roller, transmission layshaft ... ..   | 1        |                                 |
| 47               | 57-1607  | Thrust washer—needle roller bearing ... ..  | 1        |                                 |
| 48               | 57-0989  | Dowel, tubular—gearbox inner cover location ... ..  | 2        |                                 |

\* Special Material. Brit. Std. EN8

† See page 8 for undersizes

\*\* Special Material. Brit. Std. EN16T

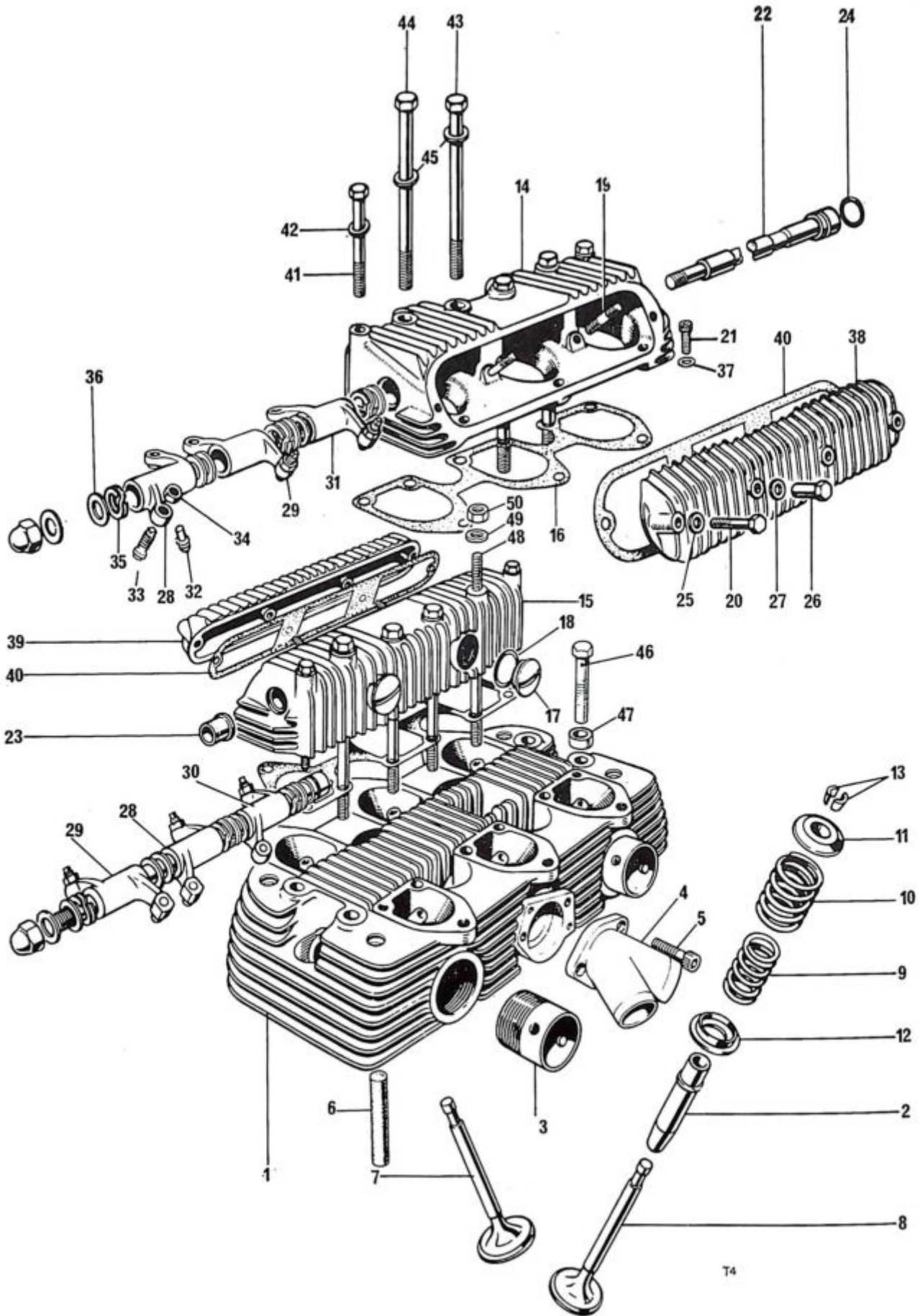


**Fig. 3. OIL PUMP AND CRANKCASE FILTERS**

Ref. No. Part No. DESCRIPTION QUANTITY REMARKS

**OIL PUMP AND CRANKCASE FILTERS**

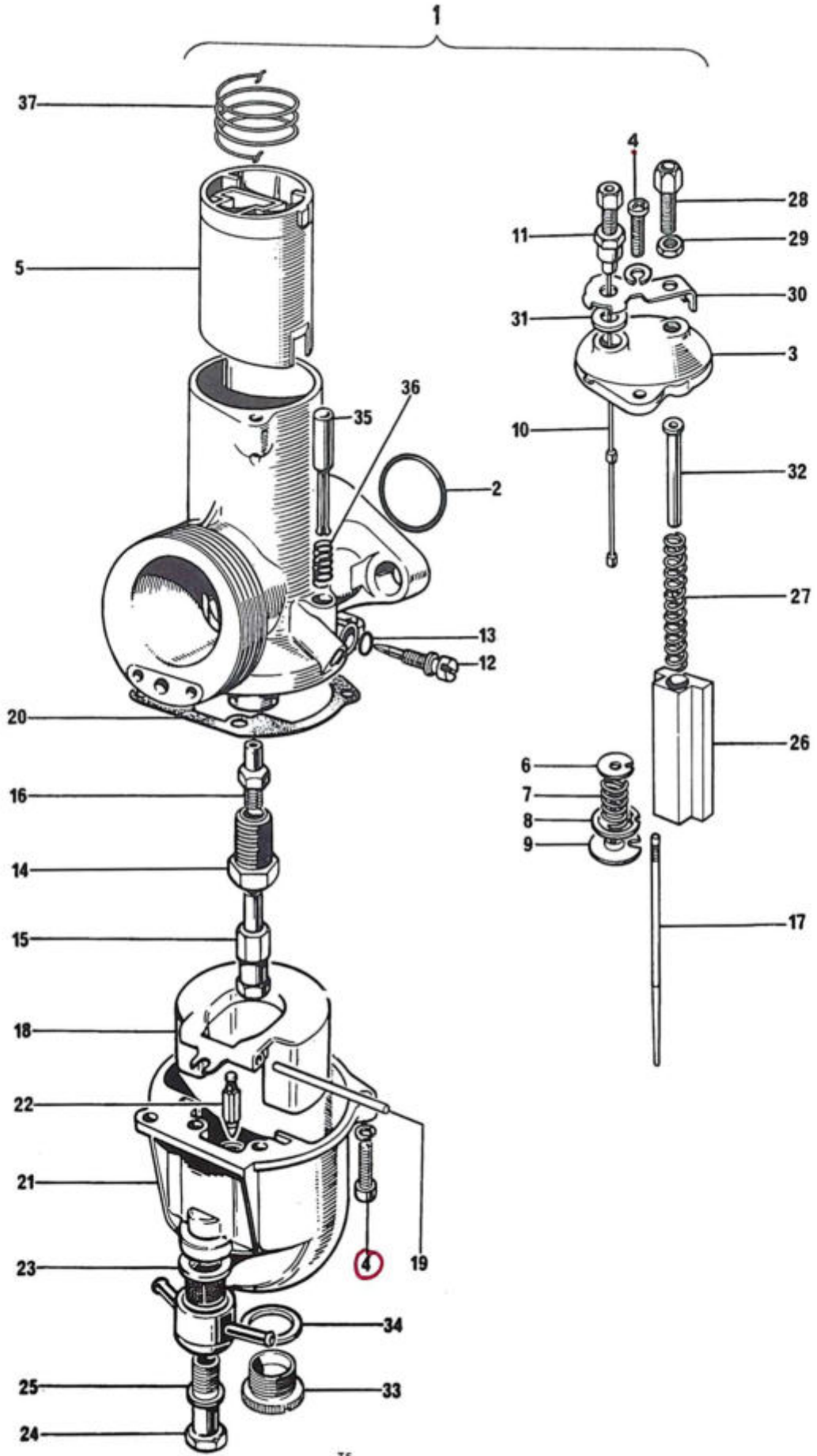
|    |         |  |   |             |
|----|---------|--|---|-------------|
| 1  | 71-1351 | Oil pump, assembly ... ..  | 1 |             |
| 2  | 71-1442 | Gasket—oil pump to crankcase ... ..  | 1 |             |
| 3  | 21-2309 | Screw—pump to crankcase (No. 10 U.N.C. x 2.5" U.H.) ...                    | 3 |             |
| 4  | 21-2310 | Screw—pump to crankcase, dowel position (No. 10 U.N.C. x 2.75 U.H.) ... .. | 1 |             |
| 5  | 70-8732 | Washer, spring (.192"—.320"—.064") ... ..                                  | 4 |             |
| 6  | 70-6570 | Seal—oil pump to crankcase ... ..  | 2 |             |
| 7  | 70-6595 | Oil pressure release valve ... ..  | 1 |             |
| 8  | 70-1670 | Washer—release valve to crankcase (.860"—1.12"—.032", fiber)               | 1 |             |
| 9  | 60-2370 | Ball—oil control valve ( $\frac{7}{8}$ " diam.) ... ..                     | 1 |             |
| 10 | 70-6567 | Spring—oil control valve ... ..  | 1 |             |
| 11 | 70-6584 | Body—oil control valve ... ..  | 1 |             |
| 12 | 71-2792 | Washer—control valve to crankcase (copper) ... ..                          | 1 | "rolled-up" |
| 13 | 70-6501 | Filter assembly—scavenge ... ..  | 1 |             |
| 14 | 71-1444 | Gasket—scavenge filter ... ..  | 2 |             |
| 15 | 70-6580 | Cover plate—scavenge filter ... ..   | 1 |             |
| 16 | 70-6571 | Element—main oil filter ... ..   | 1 |             |
| 17 | 70-6130 | Spring—main oil filter ... ..  | 1 |             |
| 18 | 71-1270 | Cap—oil filter housing ... ..  | 1 |             |
| 19 | 71-1070 | 'O' ring—oil filter cap ... ..   | 1 |             |
| 20 | 71-4237 | Driven gear—oil pump ... ..  | 1 |             |
| 21 | 14-0402 | Nut—driven gear ... ..   | 1 |             |
| 22 | 71-1353 | Washer, locking. ... ..  | 1 |             |



**Fig. 4. CYLINDER HEAD AND ROCKER BOXES**

| Ref. No.                              | Part No. | DESCRIPTION  | QUANTITY | REMARKS      |
|---------------------------------------|----------|--|----------|--------------|
| <b>CYLINDER HEAD AND ROCKER BOXES</b> |          |  |          |              |
| 1                                     | 71-4356  | Cylinder Head ... ..   | 1        |              |
| 2                                     | 70-6420  | *Valve Guides ... ..   | 6        |              |
| 3                                     | 70-9510  | Exhaust pipe adaptor ... ..  | 2        |              |
| 4                                     | 71-4358  | Exhaust manifold, center ... ..  | 1        |              |
| 5                                     | 14-7004  | Screw, center exhaust manifold ( $\frac{1}{4}$ " U.N.C. $\times$ $\frac{3}{4}$ " U.H.) ... ..      | 2        | Socket Head. |
| 6                                     | 71-4098  | Fin snub rubber (also used on cylinder block) ... ..   | 8        |              |
| 7                                     | 71-3361  | Intake valve ... ..  | 3        |              |
| 8                                     | 71-3362  | Exhaust valve ... ..   | 3        |              |
| 9                                     | 70-8787  | Valve spring, inner (white/red paint spots) ... ..   | 6        |              |
| 10                                    | 70-8788  | Valve spring, outer (white/red paint spots) ... ..   | 6        |              |
| 11                                    | 70-8720  | Top collar—valve spring ... ..   | 6        |              |
| 12                                    | 70-8789  | Bottom cup—valve spring ... ..   | 6        |              |
| 13                                    | 71-3748  | Split cotter—intake and exhaust valves ... ..  | 12       | 6 pairs      |
| 14                                    | 71-4246  | Rocker box—exhaust ... ..  | 1        |              |
| 15                                    | 71-4245  | Rocker box—intake ... ..   | 1        |              |
| 16                                    | 70-8773  | Gasket—rocker box ... ..   | 2        |              |
| 17                                    | 57-2166  | Cap—rocker box ... ..  | 4        |              |
| 18                                    | 70-8782  | 'O' ring—rocker box cap ... ..   | 4        |              |
| 19                                    | 14-1401  | Stud—rocker box cover ( $\frac{1}{4}$ " U.N.F./U.N.C. $\times$ 1") ... ..                          | 4        |              |
| 20                                    | 14-0202  | Bolt—rocker box cover ( $\frac{1}{4}$ " U.N.F. $\times$ $1\frac{1}{8}$ " U.H.) ... ..              | 4        |              |
| 21                                    | 14-7004  | Screw—rocker box to cylinder head ( $\frac{1}{4}$ " U.N.C. $\times$ $\frac{3}{4}$ " U.H.) ... ..   | 6        | Socket head  |
| 22                                    | 70-9558  | Rocker spindle ... ..  | 2        |              |
| 23                                    | 70-6018  | Bush—rocker spindle, timing side ... ..  | 2        |              |
| 24                                    | 60-3548  | 'O' ring—rocker spindle bush driving side... ..  | 2        |              |
| 25                                    | 60-4245  | Washer—rocker box cover bolt (.250"—.562"—.078") ... ..  | 4        |              |
| 26                                    | 70-9237  | Sleeve nut—rocker box cover ... ..   | 4        |              |
| 27                                    | 70-9239  | Washer—sleeve nut ... ..   | 4        |              |
| 28                                    | 71-3588  | Rocker lever, inlet (center), exhaust (timing side) ... ..   | 2        |              |
| 29                                    | 71-3587  | Rocker lever, inlet (timing side), exhaust (center) ... ..   | 2        |              |
| 30                                    | 71-3590  | Rocker lever, inlet (driving side) ... ..  | 1        |              |
| 31                                    | 71-3589  | Rocker lever, exhaust (driving side) ... ..  | 1        |              |
| 32                                    | 71-0070  | Ball pin, rocker lever ... ..  | 6        |              |
| 33                                    | 71-3358  | Adjusting screw ... ..   | 6        |              |
| 34                                    | 14-0402  | Locknut, adjusting screw ( $\frac{5}{16}$ " U.N.F., self locking) ... ..                           | 6        |              |
| 35                                    | 70-1574  | Washer, thackeray—rocker spindle ... ..  | 6        |              |
| 36                                    | 70-1575  | Washer, plain—rocker spindle (.515"—.750"—.032") ... ..  | 12       | Hard rolled  |
| 37                                    | 70-8175  | Washer, for rocker box/cylinder. head screw ... ..   | 6        |              |
| 38                                    | 70-6564  | Inspection cover, exhaust rocker box ... ..  | 1        |              |
| 39                                    | 70-6563  | Inspection cover, intake rocker box ... ..   | 1        |              |
| 40                                    | 71-1445  | Gasket—inspection cover ... ..   | 2        |              |
| 41                                    | 14-6211  | Bolt—rocker box to cylinder head ( $\frac{1}{4}$ " U.N.C. $\times$ 3" U.H.) ... ..                 | 4        |              |
| 42                                    | 60-4245  | Washer-rocker box bolt (.250" $\times$ .562"—.078") ... ..   | 4        |              |
| 43                                    | 70-8820  | Bolt, short—rocker box to cyl. block, ( $\frac{5}{16}$ " U.N.F. $\times$ $4\frac{3}{32}$ ") ... .. | 4        |              |
| 44                                    | 70-8819  | Bolt, long—rocker box to cyl. block ( $\frac{5}{16}$ " U.N.F. $\times$ $4\frac{1}{2}$ ") ... ..    | 3        |              |
| 45                                    | 70-9240  | Washer—cylinder head bolts (.328"—.625"—.093") ... ..  | 8        |              |
| 46                                    | 14-0222  | Bolt—cylinder head to block ( $\frac{5}{16}$ " U.N.F. $\times$ $2\frac{1}{4}$ " U.H.) ... ..       | 4        |              |
| 47                                    | 97-2123  | Washer—cylinder head bolts (.317"—.625"—.156") ... ..  | 4        |              |
| 48                                    | 21-2341  | Bolt—rocker box to cylinder barrel (extended) ... ..   | 1        |              |
| 49                                    | 14-0302  | Nut—ground (earth) tags ( $\frac{5}{16}$ " U.N.F.) ... ..  | 1        |              |
| 50                                    | 60-2321  | Washer, for nut (.333"—.625"—.072") ... ..   | 1        |              |

\*For oversizes see page 8



75  
**Fig. 5. CARBURETORS**

| Ref. No.           | Triumph Part No. | Maker's Part No. | DESCRIPTION                                | QUANTITY | REMARKS           |
|--------------------|------------------|------------------|--|----------|-------------------|
| <b>CARBURETORS</b> |                  |                  |  |          |                   |
| 1                  | 60-4572          | 626/76           | Carburetor R.H. (Complete) ...             | 1        |                   |
| 1                  | 60-4572          | 626/76           | Carburetor, Center (Complete) ...          | 1        |                   |
| 1                  | 60-4571          | 626/77           | Carburetor, L.H. (Complete) ...            | 1        |                   |
| 2                  | 99-0522          | 622/101          | 'O' ring, flange seal ...                  | 1        | } Each carburetor |
| 3                  | 99-1049          | 622/097          | Mixing chamber top ...                     | 1        |                   |
| 4                  | 99-0521          | 622/086          | Screw—float chamber and mixing chamber top | 4        |                   |
| 5                  |                  | 622/060/4        | Throttle valve (4 cutaway) ...             | 1        |                   |
| 6                  | 60-1959          | 622/115          | Retaining cap ...                          | 1        |                   |
| 7                  | 60-1960          | 622/113          | Retainer spring ...                        | 1        |                   |
| 8                  | 99-0510          | 622/067          | Needle clip ...                            | 1        |                   |
| 9                  | 60-1987          | 622/116          | Retaining plate—needle clip ...            | 1        |                   |
| 10                 | 60-4315          | 244/2283         | Throttle valve rod ...                     | 1        |                   |
| 11                 | 97-0745          | 295/014          | Locknut—throttle valve rod ...             | 1        |                   |
| 12                 | 99-0515          | 622/076          | Pilot air adjuster screw ...               | 1        |                   |
| 13                 | 99-0520          | 622/082          | 'O' ring—pilot air screw ...               | 1        |                   |
| 14                 | 99-1034          | 622/128          | Jet holder ...                             | 1        |                   |
| 15                 | 99-1020          | 376/100          | Main jet—150 ...                           | 1        |                   |
| 16                 | 99-1035          | 622/122          | Needle jet—106 ...                         | 1        |                   |
| 17                 |                  | 622/278          | Throttle needle ...                        | 1        |                   |
| 18                 | 99-0512          | 622/069          | Float ...                                  | 1        |                   |
| 19                 | 99-0513          | 622/071          | Float spindle ...                          | 1        |                   |
| 20                 | 99-0514          | 622/073          | Float chamber joint washer ...             | 1        |                   |
| 21                 |                  | 622/055          | Float chamber body ...                     | 1        |                   |
| 22                 | 99-0511          | 622/068          | Float needle ...                           | 1        |                   |
| 23                 | 99-0438          | 376/093          | Filter ...                                 | 1        |                   |
| 24                 | 99-0517          | 622/078          | Banjo bolt ...                             | 1        |                   |
| 25                 | 99-1100          | 13/163           | Washer, banjo bolt—fiber ...               | 1        |                   |
| 26                 | 99-1021          | 622/062          | Air valve ...                              | 1        |                   |
| 27                 |                  | 622/186          | Air valve spring ...                       | 1        |                   |
| 28                 | 19-2711          | 4/035            | Cable adjuster ...                         | 1        |                   |
| 29                 | 99-0224          | 5/077            | Locknut—cable adjuster ...                 | 1        |                   |
| 30                 | 99-1022          | 622/125          | Locating clip—sealing washer ...           | 1        |                   |
| 31                 | 99-1023          | 622/126          | Sealing washer ...                         | 1        |                   |
| 32                 | 99-1051          | 622/134          | Air valve guide ...                        | 1        |                   |
| 33                 | 99-1152          | 622/147          | Float chamber drain plug ...               | 1        |                   |
| 34                 | 99-1153          | 622/151          | Washer—drain plug ...                      | 1        |                   |
| 35                 |                  | 1034/172         | Tickler, complete ...                      | 1        |                   |
| 36                 |                  | 1034/073         | Tickler spring ...                         | 1        |                   |
| 37                 | 60-4573          | 622/277          | Throttle valve spring ...                  | 1        |                   |



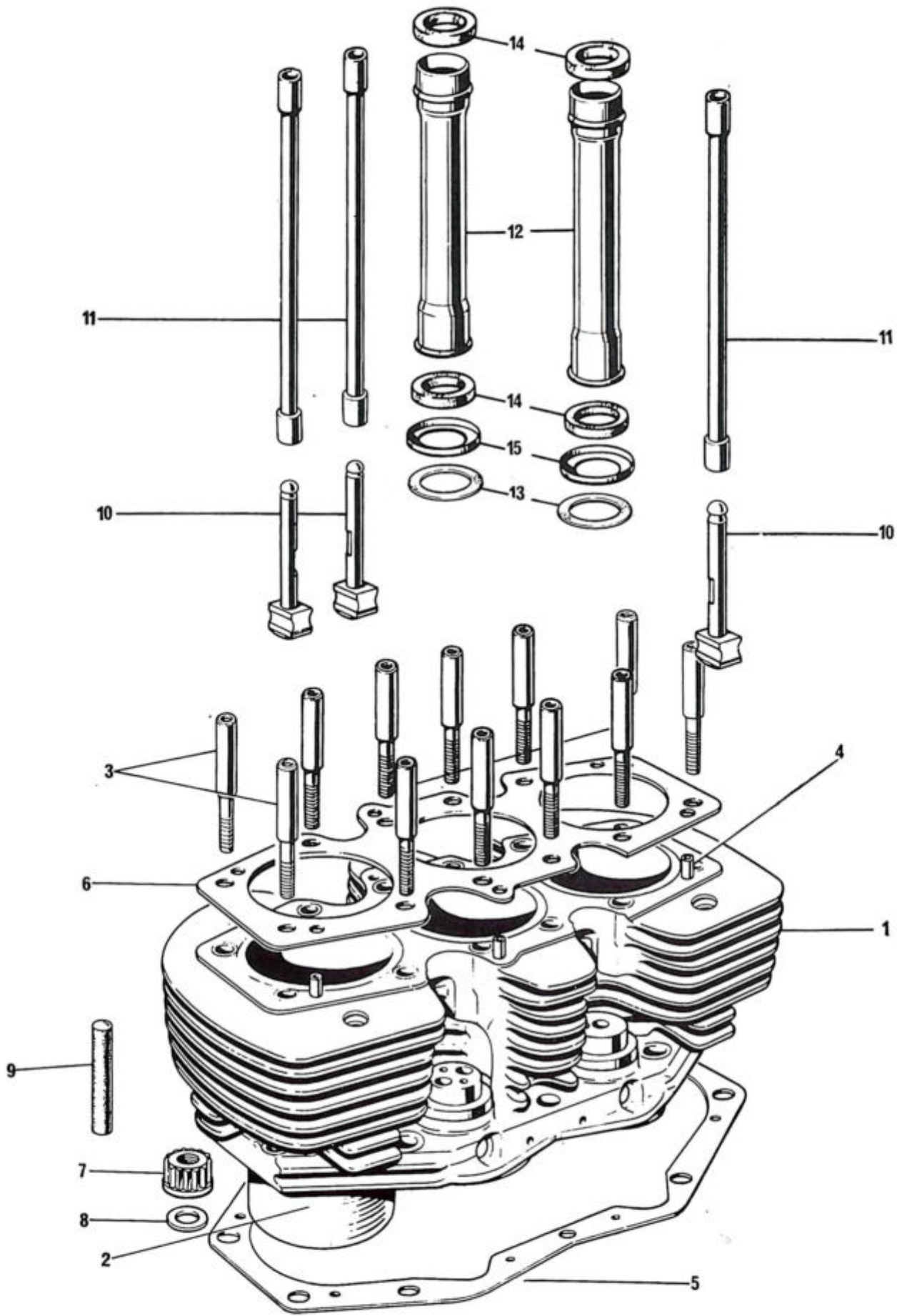


Fig. 6. CYLINDER BLOCK, PUSH RODS, TAPPETS

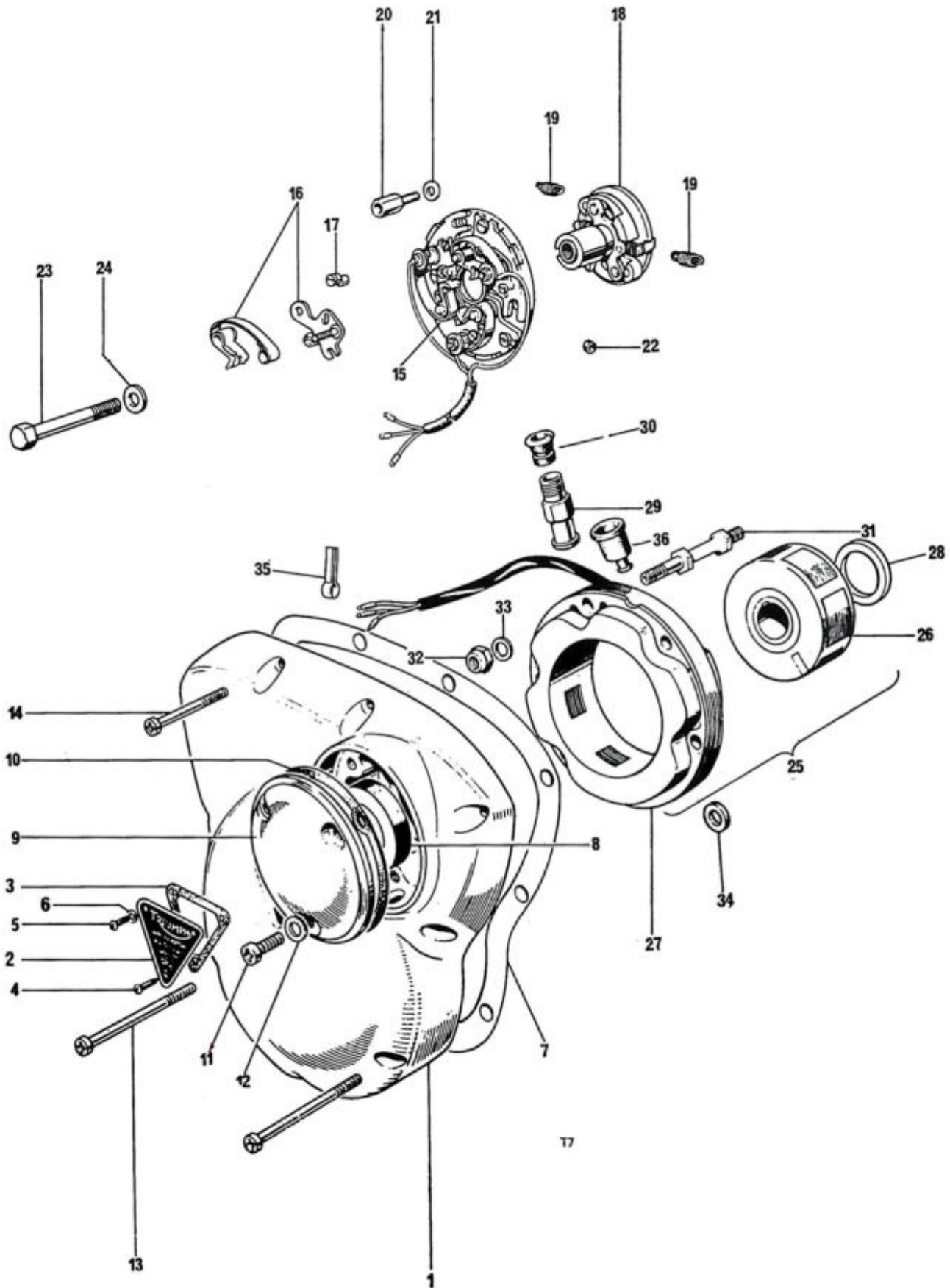
Ref. No. Part No. DESCRIPTION QUANTITY REMARKS

**CYLINDER BLOCK, PUSH RODS, TAPPETS**

|    |          |  |     |     |     |                   |
|----|----------|--|-----|-----|-----|-------------------|
| 1  | 71-3935* | *Cylinder block, with liners and tappet guides     | ... | ... | ... | 1                 |
| 2  | 70-8914  | Cylinder liner                                     | ... | ... | ... | 3                 |
| 3  | 70-8817  | Pillar stud—cylinder block                         | ... | ... | ... | 12                |
| 4  | 70-1532  | Dowel—cylinder block to head                       | ... | ... | ... | 4                 |
| 5  | 70-6496  | Cylinder block base gasket                         | ... | ... | ... | 1                 |
| 6  | 71-4250* | Cylinder head gasket                               | ... | ... | ... | 1                 |
| 7  | 21-0692  | Cylinder block base nut                            | ... | ... | ... | 10 "Twelve point" |
| 8  | 70-8770  | Washer—cylinder block base nut (.390"—.625"—.064") | ... | ... | ... | 10                |
| 9  | 71-4098  | Fin snub rubber (also used on cylinder head)       | ... | ... | ... | 4                 |
| 10 | 71-3976  | Tappet   | ... | ... | ... | 6                 |
| 11 | 71-3974  | Push rod   | ... | ... | ... | 6                 |
| 12 | 71-4378  | Cover tube—push rod                                | ... | ... | ... | 4                 |
| 13 | 71-1190  | Gasket—push rod cover tube                         | ... | ... | ... | 4                 |
| 14 | 70-4752  | Sealing rubber—push rod cover tube                 | ... | ... | ... | 8                 |
| 15 | 70-4746  | Bottom cup—sealing rubber                          | ... | ... | ... | 4                 |

\*Copper, to Brit. Std. 2870, C102-0. Annealed to 45 H.V. Max.

\*\*For oversizes, See Page 8.



**Fig. 7. TIMING COVER AND CONTACT BREAKER**

| Ref. No.                                | Triumph Part No. | Makers Part No. | DESCRIPTION   | QUANTITY | REMARKS    |
|---|------------------|-----------------|---|----------|------------|
| <b>TIMING COVER AND CONTACT BREAKER</b> |                  |                 |   |          |            |
| 1                                       | 70-6432          |                 | Timing Cover ... ..   | 1        |            |
| 2                                       | 70-8762          |                 | Cover—timing aperture ... ..  | 1        |            |
| 3                                       | 71-1440          |                 | Gasket—timing aperture cover ... ..                                 | 1        |            |
| 4                                       | 71-4434          |                 | Screw—pointer, aperture cover ... ..                                | 1        |            |
| 5                                       | 71-0007          |                 | Screw—aperture cover (4BA × $\frac{5}{16}$ ")... ..                 | 2        | Round head |
| 6                                       | 70-9266          |                 | Washer—aperture cover screw (.156"—.250"—.032")                     | 3        |            |
| 7                                       | 71-1350          |                 | Gasket—timing cover to crankcase ... ..                             | 1        |            |
| 8                                       | 70-4568          |                 | Oil seal—contact breaker ... ..                                     | 1        |            |
| 9                                       | 70-6519          |                 | Cover—contact breaker ... ..  | 1        |            |
| 10                                      | 71-1441          |                 | Gasket—contact breaker cover ... ..                                 | 1        |            |
| 11                                      | 82-4715          |                 | Screw—contact breaker cover (2 BA × .44" U.H.)...                   | 3        | Cheesehead |
| 12                                      | 97-0430          |                 | Washer—contact breaker cover screw (.203"—.375"—.060")              | 3        |            |
| 13                                      | 14-6612          |                 | Screw—timing cover to crankcase ( $\frac{1}{4}$ " U.N.C. × 2" U.H.) | 3        |            |
| 14                                      | 14-6608          |                 | Screw—timing cover to crankcase ( $\frac{1}{4}$ " U.N.C. × 1" U.H.) | 6        |            |
| 15                                      | 99-1233          | 54419327        | Contact breaker, complete with leads (Type 7 CA)                    | 1        |            |
| 16                                      | 99-1014          | 54419828        | Contact points set ... ..   | 1        |            |
| 17                                      | 99-0769          | 54419220        | Adjusting screw ... ..  | 3        |            |
| 18                                      | 99-1015          | 54419867        | Auto-advance unit ... ..  | 1        |            |
| 19                                      | 19-1958          | 60600459        | Springs—(supplied in pairs only) ... ..                             | 2        |            |
| 20                                      | 70-6521          |                 | Pillar bolt ... ..  | 3        |            |
| 21                                      | 70-6559          |                 | Washer, for pillar bolt (.192"—.375"—.056"), fiber                  | 3        |            |
| 22                                      | 70-8756          |                 | Grommet—contact breaker ... ..                                      | 2        |            |
| 23                                      | 14-0208          |                 | Bolt—contact breaker cam to camshaft ... ..                         | 1        |            |
| 24                                      | 70-8163          |                 | Washer for contact breaker bolt (.250"—.500"—.62")                  | 1        |            |
| 25                                      |                  | 54021277        | Alternator (Type RM21) ... ..                                       | 1        |            |
| 26                                      | 19-1288          | 60600536        | Rotor ... ..  | 1        |            |
| 27                                      | 99-1016          | 47205           | Stator ... ..   | 1        |            |
| 28                                      | 71-4435          |                 | Spacer—rotor ... ..   | 0        |            |
| 29                                      | 70-8760          |                 | Seal nut—alternator leads ... ..                                    | 1        |            |
| 30                                      | 70-9807          |                 | Grommet—alternator leads ... ..                                     | 1        |            |
| 31                                      | 70-6522          |                 | Stud—stator mounting ... ..   | 3        |            |
| 32                                      | 21-1852          |                 | Nut—stator mounting stud, $\frac{5}{16}$ " U.N.F. (self-locking)    | 3        |            |
| 33                                      | 60-4247          |                 | Washer, for stud nut (.343"—.625"—.062") ...                        | 3        |            |
| 34                                      | 97-2123          |                 | Distance piece—stator mounting ... ..                               | 6        |            |
| 35                                      | 70-8147          |                 | Clip, for alternator leads ... ..                                   | 1        |            |
| 36                                      | 70-4144          |                 | Grommet, cable seal nut ... ..                                      | 1        |            |

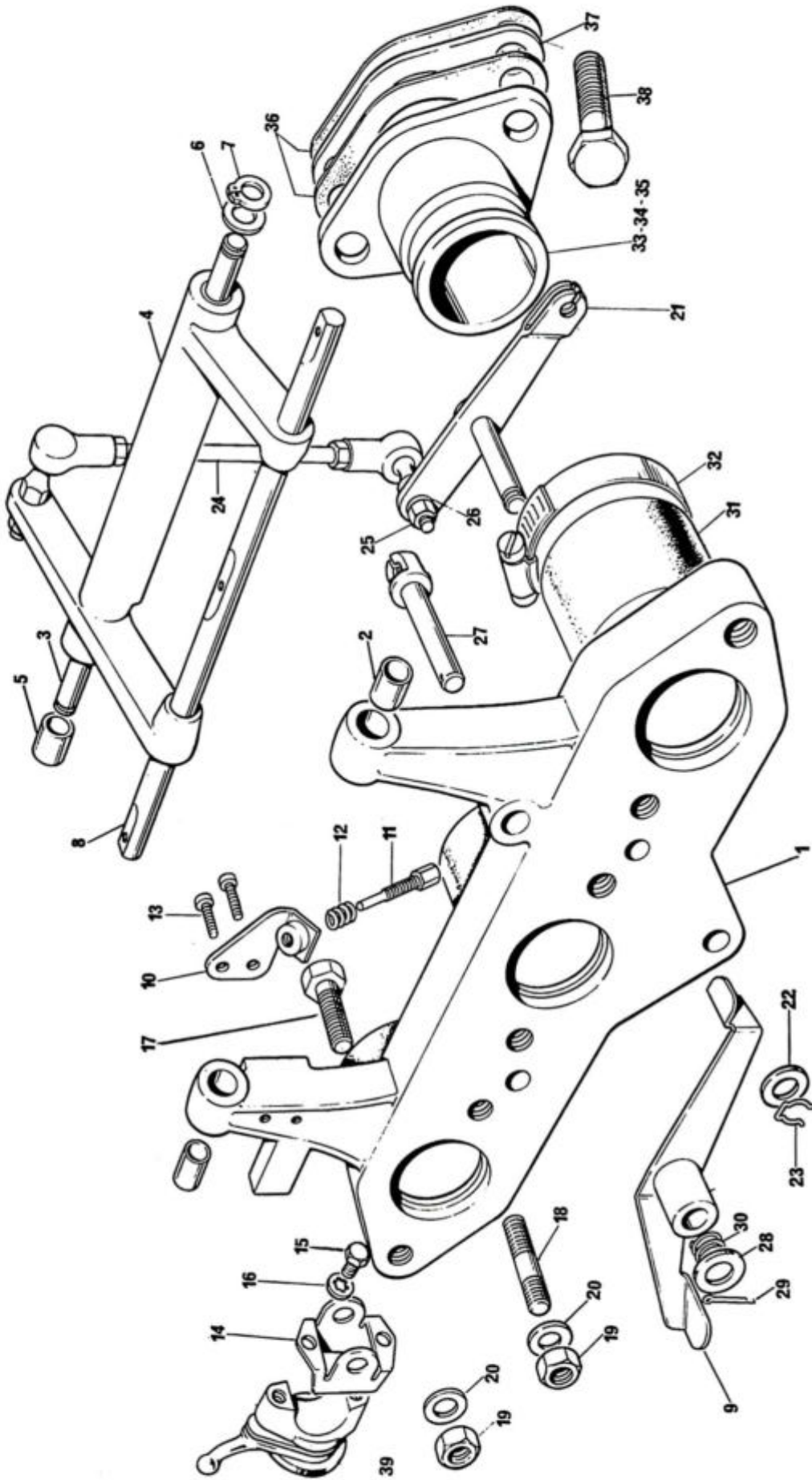
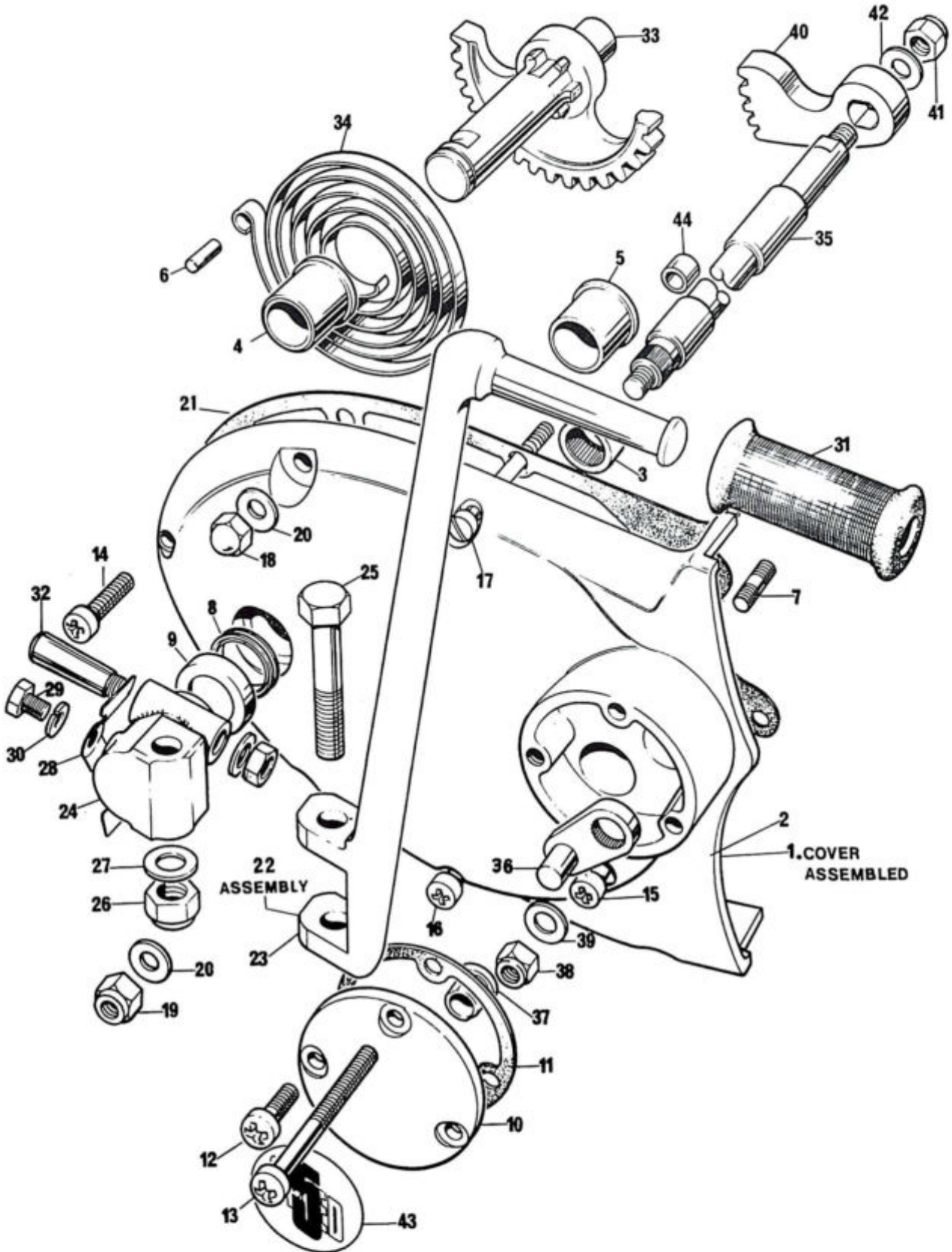


Fig. 8. CARBURETOR ADAPTOR AND THROTTLE LINKAGE

### CARBURETOR ADAPTOR AND THROTTLE LINKAGE

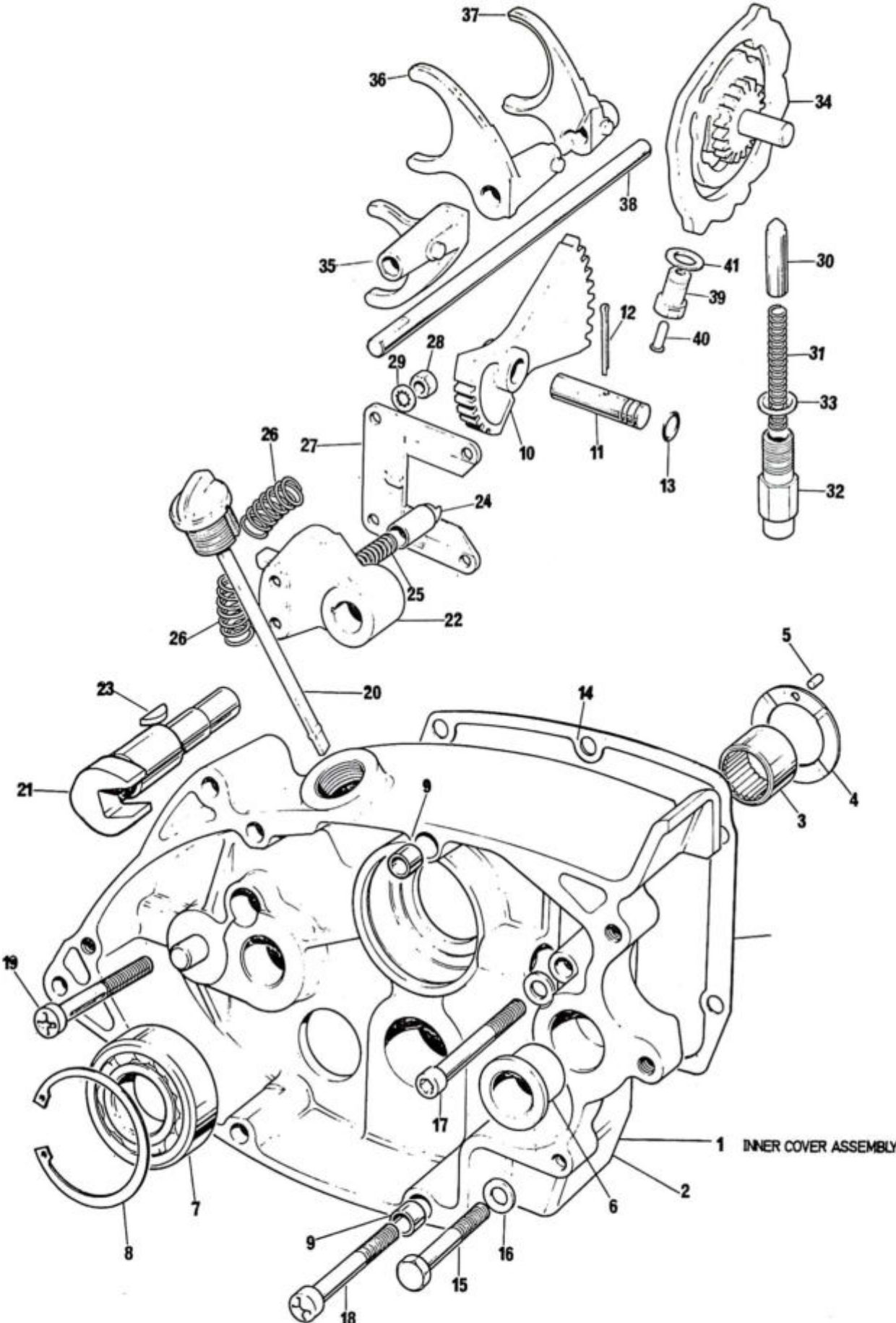
|    |         |  |   |  |
|----|---------|--|---|--|
| 1  | 71-4077 | Adaptor, with bushes                                     | 1 |  |
| 2  | 70-9073 | Bush   | 2 |  |
| 3  | 71-4400 | Spindle—operating arm                                    | 1 |  |
| 4  | 71-3919 | Operating arm—throttle linkage                           | 1 |  |
| 5  | 70-9073 | Bush   | 2 |  |
| 6  | 71-0245 | Washer—operating arm spindle                             | 2 |  |
| 7  | 70-9255 | Circlip—operating arm spindle                            | 2 |  |
| 8  | 71-3885 | Operating bar...   | 1 |  |
| 9  | 71-4360 | Operating arm—center tickler                             | 1 |  |
| 10 | 71-4082 | Throttle stop plate                                      | 1 |  |
| 11 | 71-3924 | Throttle stop adjuster screw                             | 1 |  |
| 12 | 70-9254 | Throttle stop screw spring                               | 1 |  |
| 13 | 21-1930 | Screw—throttle stop plate (No. 10 × 32 U.N.F. × ½" U.H.) | 2 |  |
| 14 | 83-3665 | Bracket—choke control lever                              | 1 |  |
| 15 | 60-3896 | Screw—choke control lever bracket (1 BA × .40" U.H.)     | 2 |  |
| 16 | 60-4256 | Washer—bracket screw (shakeproof)                        | 2 |  |
| 17 | 14-0219 | Bolt—bracket to adaptor (⅝" U.N.F. × 1½ U.H.)            | 1 |  |
| 18 | 14-1619 | Stud—carburetor (⅝" U.N.C./U.N.F. × 1¼")                 | 5 |  |
| 19 | 14-1302 | Nut—carburetor stud (⅝" U.N.F.)                          | 6 |  |
| 20 | 60-4247 | Washer, for nut (.312" × .625" × .062")                  | 6 |  |
| 21 | 71-4078 | Throttle lever   | 1 |  |
| 22 | 60-2330 | Washer—throttle lever (.333" × .625" × .040")            | 1 |  |
| 23 | 60-4393 | Circlip—throttle lever                                   | 1 |  |
| 24 | 71-4099 | Throttle link rod, assembled                             | 1 |  |
| 25 | 82-4717 | Ball joint nut (2 BA, self-locking)                      | 2 |  |
| 26 | 60-2391 | Washer—ball joint nut (.202"—.391"—.032")                | 2 |  |
| 27 | 71-4084 | Abutment pivot—throttle cable                            | 1 |  |
| 28 | 60-2330 | Washer, plain—abutment pivot (.333"—.625"—.040")         | 1 |  |
| 29 | 60-2684 | Split pin—abutment pivot                                 | 1 |  |
| 30 | 60-4596 | Spring, spacer—abutment pivot                            | 1 |  |
| 31 | 70-9060 | Connector tube—carburetor                                | 3 |  |
| 32 | 60-0707 | Clip—carburetor pipes to adaptor                         | 6 |  |
| 33 | 71-3946 | Inlet stub—centre carburetor                             | 1 |  |
| 34 | 71-4001 | Inlet stub—R.H. carburetor                               | 1 |  |
| 35 | 71-4002 | Inlet stub—L.H. carburetor                               | 1 |  |
| 36 | 71-3947 | Gasket—carburetor stub                                   | 6 |  |
| 37 | 71-3948 | Insulating washer—stub to cylinder head                  | 3 |  |
| 38 | 14-7005 | Screw—carburetor stub                                    | 6 |  |
| 39 | 60-4521 | Choke control lever—assembly                             | 1 |  |



**Fig. 9. TRANSMISSION (GEARBOX) OUTER COVER, GEARSHIFT LINKAGE AND KICKSTARTER PEDAL**

| Ref. No.   | Part No. | DESCRIPTION   | QUANTITY | REMARKS |
|--|----------|---|----------|---------|
| <b>TRANSMISSION (GEARBOX) OUTER COVER, GEARSHIFT LINKAGE AND KICKSTARTER PEDAL</b> |          |   |          |         |
| 1  | 57-4891  | Transmission outer cover, assembled   | 1        |         |
| 2  | 57-4879  | Transmission outer cover  | 1        |         |
| 3  | 60-4333  | Bearing—needle roller   | 1        |         |
| 4  | 57-0023  | Bush—foot starter shaft   | 1        |         |
| 5  | 57-4700  | Bush—outer  | 1        |         |
| 6  | 57-0047  | Anchor pin—footstart return spring  | 1        |         |
| 7  | 21-0547  | Stud—gear control guide plate ( $\frac{1}{4}$ " U.N.C./U.N.F. $\times$ $\frac{3}{16}$ ")            | 4        |         |
| 8  | 57-1956  | Oil seal—foot starter shaft   | 1        |         |
| 9  | 57-1955  | Housing—oil seal  | 1        |         |
| 10   | 57-4702  | Inspection cover—transmission outer cover   | 1        |         |
| 11   | 57-4753  | Gasket—inspection cover   | 1        |         |
| 12   | 14-7806  | Screw—inspection cover ( $\frac{1}{4}$ " U.N.C. $\times$ $\frac{3}{4}$ " U.H.)                      | 1        |         |
| 13   | 21-2312  | Screw—inspection cover ( $\frac{1}{4}$ " U.N.C. $\times$ 3" U.H.)                                   | 2        |         |
| 14   | 14-6608  | Screw—outer cover to crankcase ( $\frac{1}{4}$ " U.N.C. $\times$ 1" U.H.)                           | 1        |         |
| 15   | 14-6610  | Screw—outer cover to crankcase ( $\frac{1}{4}$ " U.N.C. $\times$ 1 $\frac{1}{2}$ " U.H.)            | 1        |         |
| 16   | 14-6609  | Screw—outer cover to crankcase ( $\frac{1}{4}$ " U.N.C. $\times$ 1 $\frac{1}{4}$ " U.H.)            | 1        |         |
| 17   | 21-2140  | Screw—outer and inner covers to crankcase ( $\frac{1}{4}$ " U.N.C. $\times$ 4 $\frac{3}{8}$ " U.H.) | 1        |         |
| 18   | 21-0544  | Nut, domed—outer cover, top   | 1        |         |
| 19   | 14-1302  | Nut—outer cover, bottom ( $\frac{5}{16}$ " U.N.F., self-locking)                                    | 1        |         |
| 20   | 60-4247  | Washer—outer cover nuts (.312"—.625"—.062")   | 2        |         |
| 21   | 57-4878  | Gasket—outer cover to inner cover   | 1        |         |
| 22   | 57-4941  | Folding kickstarter pedal assembly  | 1        |         |
| 23   | 57-4904  | Kickstarter lever   | 1        |         |
| 24   | 57-4906  | Carrier—kickstarter lever   | 1        |         |
| 25   | 21-2318  | Pivot bolt—kickstarter lever ( $\frac{7}{16}$ " U.N.F. $\times$ 2 $\frac{1}{4}$ ")                  | 1        |         |
| 26   | 14-1304  | Nut—pivot bolt ( $\frac{7}{16}$ " U.N.F., self-locking)   | 1        |         |
| 27   | 60-4267  | Washer—pivot bolt (.453"—.750"—.064")   | 1        |         |
| 28   | 57-4861  | Spring—plate  | 1        |         |
| 29   | 14-0101  | Bolt—plate spring ( $\frac{1}{4}$ " U.N.F. $\times$ $\frac{1}{2}$ " U.H.)                           | 1        |         |
| 30   | 60-2417  | Washer, spring  | 1        |         |
| 31   | 57-2330  | Rubber—pedal  | 1        |         |
| 32   | 57-4356  | Cotter pin, with nut and washer   | 1        |         |
| 33   | 57-4892  | Shaft, kickstarter (complete with quadrant)   | 1        |         |
| 34   | 57-0031  | Spring—kickstarter return   | 1        |         |
| 35   | 57-5114  | Cross shaft—gear shift  | 1        |         |
| 36   | 57-5089  | Link—cross shaft, timing side   | 1        |         |
| 37   | 57-4699  | Bush—cross shaft link   | 1        |         |
| 38   | 14-1202  | Nut—link to cross shaft ( $\frac{5}{16}$ " U.N.F., self-locking)                                    | 1        |         |
| 39   | 60-2321  | Washer—linknut (.333"—.625"—.072")  | 1        |         |
| 40   | 57-4926  | Quadrant—cross shaft, driving side  | 1        |         |
| 41   | 14-1202  | Nut—quadrant to cross shaft ( $\frac{5}{16}$ " U.N.F., self-locking)                                | 1        |         |
| 42   | 60-2321  | Washer, quadrant nut (.333"—.625"—.072")  | 1        |         |
| 43   | 60-3748  | Decal—Inspection cover  | 1        |         |
| 44   | 57-4704  | Spacer  | 1        |         |





**Fig. 10. TRANSMISSION (GEARBOX) INNER COVER AND GEARSHIFT MECHANISM**

| Ref. No.  | Part No. | DESCRIPTION   | QUANTITY | REMARKS      |
|---|----------|---|----------|--------------|
| <b>TRANSMISSION (GEARBOX) INNER COVER AND GEARSHIFT MECHANISM</b> |          |   |          |              |
| 1   | 57-4890  | Transmission inner cover, assembly  | 1        |              |
| 2   | 57-4768  | Transmission inner cover, with foot starter buffer                                      | 1        |              |
| 3   | 57-1614  | Bearing—needle roller, layshaft   | 1        |              |
| 4   | 57-1607  | Thrust washer—layshaft bearing  | 1        |              |
| 5   | 57-0912  | Peg—thrust washer   | 1        |              |
| 6   | 57-5000  | Bush—gear shift fork (timing side)  | 1        |              |
| 7   | 60-3552  | Bearing—mainshaft (transmission)  | 1        |              |
| 8   | 57-4113  | Circlip—mainshaft bearing (transmission)  | 1        |              |
| 9   | 57-0989  | Dowel—inner cover to outer cover  | 2        |              |
| 10  | 57-4363  | Quadrant—gear control   | 1        |              |
| 11  | 57-1896  | Spindle—gear control quadrant   | 1        |              |
| 12  | 60-2708  | Split pin—spindle   | 2        |              |
| 13  | 37-3761  | 'O' ring—spindle  | 1        |              |
| 14  | 71-1447  | Gasket—inner cover to crankcase   | 1        |              |
| 15  | 14-6121  | Bolt—inner cover to crankcase ( $\frac{5}{16}$ " U.N.C. $\times$ $2\frac{1}{2}$ " U.H.) | 1        |              |
| 16  | 70-3446  | Washer, for bolt (.328"—.531"—.048")  | 1        |              |
| 17  | 14-7101  | Screw—inner cover to crankcase  | 1        | Socket head  |
| 18  | 21-1917  | Screw—inner to crankcase ( $\frac{1}{4}$ " U.N.C. $\times$ $2\frac{5}{8}$ " U.H.)       | 1        |              |
| 19  | 14-6614  | Screw—inner cover to crankcase ( $\frac{1}{4}$ " U.N.C. $\times$ $2\frac{1}{2}$ " U.H.) | 1        |              |
| 20  | 57-4771  | Dipstick/filler cap—transmission oil level  | 1        |              |
| 21  | 57-4698  | Gearshift fork—timing side  | 1        |              |
| 22  | 57-4881  | Quadrant  | 1        |              |
| 23  | 71-0037  | Key—quadrant to gearshift fork shaft  | 1        |              |
| 24  | 57-4403  | Plunger   | 2        |              |
| 25  | 57-0405  | Spring—plunger  | 2        |              |
| 26  | 57-0404  | Spring—gearshift pedal return   | 2        |              |
| 27  | 57-0407  | Guide plate   | 1        |              |
| 28  | 14-0301  | Nut—guide plate fixing  | 4        |              |
| 29  | 70-1612  | Washer—for nut (internal serrations)  | 4        | "Shakeproof" |
| 30  | 57-4226  | Plunger—camplate  | 1        |              |
| 31  | 57-4459  | Spring—camplate plunger   | 1        |              |
| 32  | 57-4227  | Housing—plunger spring  | 1        |              |
| 33  | 57-3978  | Sealing washer (.632"—.937"—.028") aluminum   | 2        |              |
| 34  | 57-4889  | Camplate  | 1        |              |
| 35  | 57-4364  | Selector fork—mainshaft 4th gear  | 1        |              |
| 36  | 57-4366  | Selector fork—layshaft 3rd gear   | 1        |              |
| 37  | 57-4660  | Selector fork—layshaft 1st gear   | 1        |              |
| 38  | 57-3989  | Shaft—selector forks  | 1        |              |
| 39  | 57-5086  | Adaptor—neutral switch  | 1        |              |
| 40  | 57-5087  | Plunger—neutral switch  | 1        |              |
| 41  | 70-1523  | Washer—adaptor (.562"—.844" $\times$ .064") Fiber                                       | 1        |              |

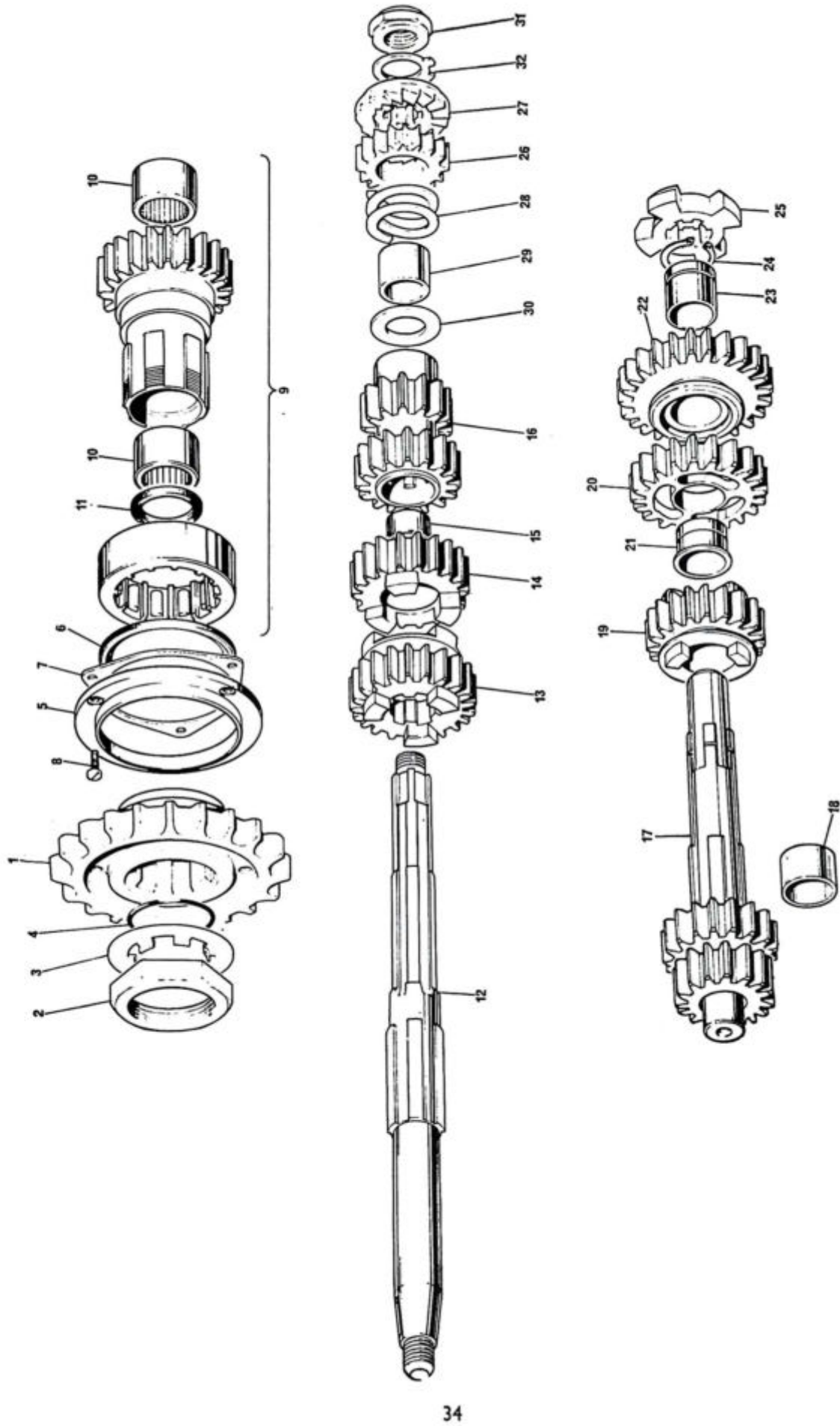


Fig. 11. TRANSMISSION (GEARBOX) SHAFTS AND GEARS

| Ref. No.                                       | Part No. | DESCRIPTION   | QUANTITY | REMARKS |
|--|----------|---|----------|---------|
| <b>TRANSMISSION (GEARBOX) SHAFTS AND GEARS</b> |          |   |          |         |
| 1  | 57-4783  | Transmission sprocket (19 teeth) ... ..   | 1        |         |
| 2  | 57-4396  | Nut—transmission sprocket ... ..  | 1        |         |
| 3  | 57-4909  | Lockwasher—sprocket nut ... ..  | 1        |         |
| 4  | 71-1070  | 'O' ring—transmission sprocket ... ..   | 1        |         |
| 5  | 57-4394  | Housing—oil seal ... ..   | 1        |         |
| 6  | 60-3510  | Oil seal... ..  | 1        |         |
| 7  | 71-1451  | Gasket—oil seal housing ... ..  | 1        |         |
| 8  | 21-2106  | Screw—oil seal housing ... ..   | 3        |         |
| 9  | 57-4781  | Mainshaft high gear assembly (includes main bearing, needle bearings, and oil seal)... .. | 1        |         |
| 10   | 60-3511  | Bearing—needle roller ... ..  | 2        |         |
| 11   | 60-3500  | Oil seal ... ..   | 1        |         |
| 12   | 57-4370  | Mainshaft ... ..  | 1        |         |
| 13   | 57-4376  | Mainshaft 4th gear ... ..   | 1        |         |
| 14   | 57-4377  | Mainshaft 3rd gear ... ..   | 1        |         |
| 15   | 57-4575  | Bush—mainshaft 3rd gear. ... ..   | 1        |         |
| 16   | 57-4653  | Mainshaft 1st and 2nd gear ... ..   | 1        |         |
| 17   | 57-4900  | Layshaft assembly (includes 4th gear, circlip, and high gear) ... ..                      | 1        |         |
| 18   | 57-4793  | Bush—layshaft 4th gear ... ..   | 1        |         |
| 19   | 57-4647  | Layshaft 3rd gear ... ..  | 1        |         |
| 20   | 57-4657  | Layshaft 2nd gear ... ..  | 1        |         |
| 21   | 57-4662  | Bush—layshaft 2nd gear ... ..   | 1        |         |
| 22   | 57-4654  | Layshaft 1st gear ... ..  | 1        |         |
| 23   | 57-4663  | Bush—layshaft 1st gear ... ..   | 1        |         |
| 24   | 60-3494  | Circlip ... ..  | 1        |         |
| 25   | 57-4661  | Driving dog—layshaft 1st gear ... ..  | 1        |         |
| 26   | 57-0730  | Pinion—kickstart ... ..   | 1        |         |
| 27   | 57-0731  | Ratchet—kickstart ... ..  | 1        |         |
| 28   | 57-1250  | Spring—kickstart ratchet ... ..   | 1        |         |
| 29   | 57-1963  | Sleeve—kickstart pinion ... ..  | 1        |         |
| 30   | 57-1962  | Washer—pinion sleeve ... ..   | 1        |         |
| 31   | 21-0594  | Nut—mainshaft ... ..  | 1        |         |
| 32   | 57-2240  | Washer, for nut ... ..  | 1        |         |

NB Mainshaft high gear bearing not available as a separate item

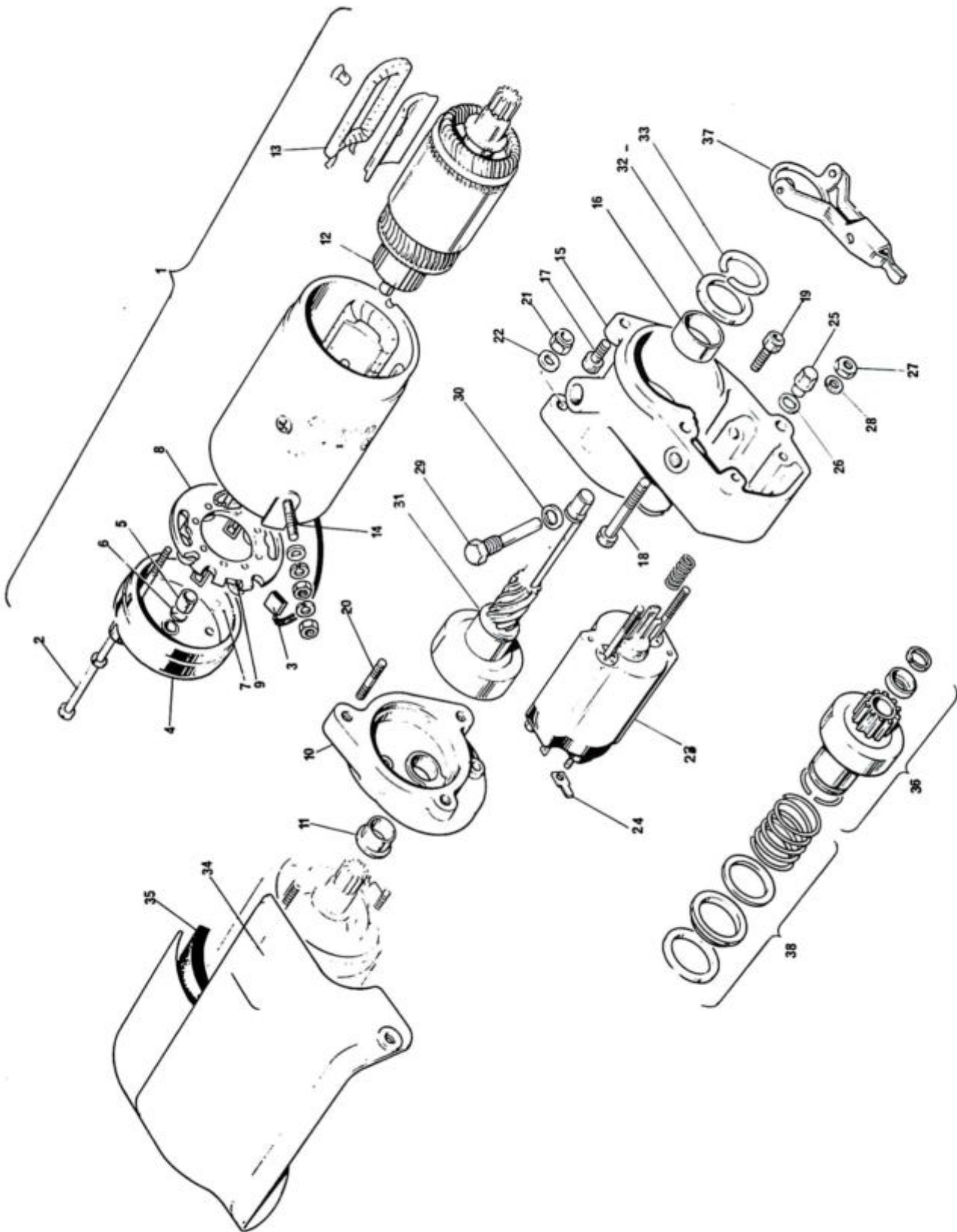


Fig. 12. ELECTRIC STARTER MECHANISM

| Ref. No.                          | Triumph Part No. | Makers Part No. | DESCRIPTION   | QUANTITY | REMARKS     |
|-----------------------------------|------------------|-----------------|---|----------|-------------|
| <b>ELECTRIC STARTER MECHANISM</b> |                  |                 |   |          |             |
| Not illus.                        | 60-3990          |                 | Starter Motor (up to engine No. 05000 approx.)                                    | 1        |             |
| 1                                 | 60-4211          | 26518A/B        | Starter Motor (after engine No. 05000 approx.)                                    | 1        | Type M3     |
| 2                                 | 19-1950          | 54254142        | Bolt, through fixing  | 2        |             |
| 3                                 | 19-1951          | 54255887        | Brushes,  | 1        | Set         |
| 4                                 | 19-1952          | 54260204        | Bracket, commutator end   | 1        |             |
| 5                                 | 19-1953          | 261233          | Bush, bearing   | 1        |             |
| 6                                 |                  | 54252180        | Pad, thrust   | 1        |             |
| 7                                 |                  | 54251728        | Liner, Insulating   | 1        |             |
| 8                                 | 19-1954          | 54251727        | Plate c/w brush boxes and springs   | 1        |             |
| 9                                 | 19-1955          | 54252360        | Spring set  | 4        |             |
| 10                                | 71-3579          | 54249344        | Bracket, drive end  | 1        |             |
| 11                                | 71-3581          | 54244545        | Bush, bearing   | 1        |             |
| 12                                | 19-1956          | 54249341        | Armature  | 1        |             |
| 13                                |                  | 54256043        | Field coils   | 1        |             |
| 14                                |                  | 54256040        | Terminal, field   | 1        |             |
| Not illus.                        | 19-1957          | 54252417        | Sundry parts, set   | 1        |             |
| 15                                | 71-3653          |                 | Solenoid and bearing housing  | 1        |             |
| 16                                | 71-3654          |                 | Bush—intermediate shaft   | 1        |             |
| 17                                | 14-7002          |                 | Screw—housing to clutch cover ( $\frac{1}{4}$ " U.N.C.<br>$\frac{1}{2}$ " U.H.)   | 2        | Socket head |
| 18                                | 14-7008          |                 | Screw—housing to clutch cover ( $\frac{1}{4}$ " U.N.C.<br>$1\frac{1}{2}$ " U.H.)  | 1        | Socket head |
| 19                                | 14-7018          |                 | Screw—housing to adaptor ( $\frac{5}{16}$ " U.N.C. $\times$ $\frac{3}{4}$ " U.H.) | 1        | Socket head |
| 20                                | 21-0582          |                 | Stud—housing to adaptor ( $\frac{5}{16}$ " U.N.F./U.N.C.<br>$1\frac{1}{4}$ "      | 2        |             |
| 21                                | 14-1302          |                 | Nut—housing stud  | 2        |             |
| 22                                | 60-2330          |                 | Washer—housing stud nut (-333"—625"—040")   | 2        |             |
| 23                                | 60-4212          | 17S76849        | Solenoid  | 1        |             |
| 24                                | 60-4592          | 54190044        | Lucar terminal, solenoid  | 1        |             |
| 25                                | 71-3665          |                 | Sleeve nut—solenoid stud  | 1        |             |
| 26                                | 57-0825          |                 | Washer—sleevenut (-328"—562"—062")  | 1        |             |
| 27                                | 71-3664          | 54132066        | Nut—solenoid stud (M6—6H $\times$ .160" thick)                                    | 1        |             |
| 28                                | 70-2728          | 185068          | Washer—solenoid stud nut (-266"—406"—036")  | 1        |             |
| 29                                | 71-3663          |                 | Pivot pin—drive assembly  | 1        |             |
| 30                                | 82-8981          |                 | Washer for pivot pin (-328"—500"—048")  | 1        |             |
| 31                                | 71-3655          | 54246003        | Intermediate shaft assembly   | 1        |             |
| 32                                | 71-3661          |                 | Thrust washer—intermediate gear   | 1        |             |
| 33                                | 71-3662          |                 | Circlip—thrust washer   | 1        |             |
| 34                                | 83-5529          |                 | Starter motor cover   | 1        |             |
| 35                                | 83-5583          |                 | Rubber pad—starter cover  | 1        |             |
| 36                                | —                | 54246123        | Drive assembly (includes thrust collar and jump ring for intermediate shaft)      | 1        |             |
| 37                                | —                | 54247153        | Lever assembly  | 1        |             |
| 38                                | —                | 54245340        | Spring, spacing, and sundry parts.  | 1        |             |

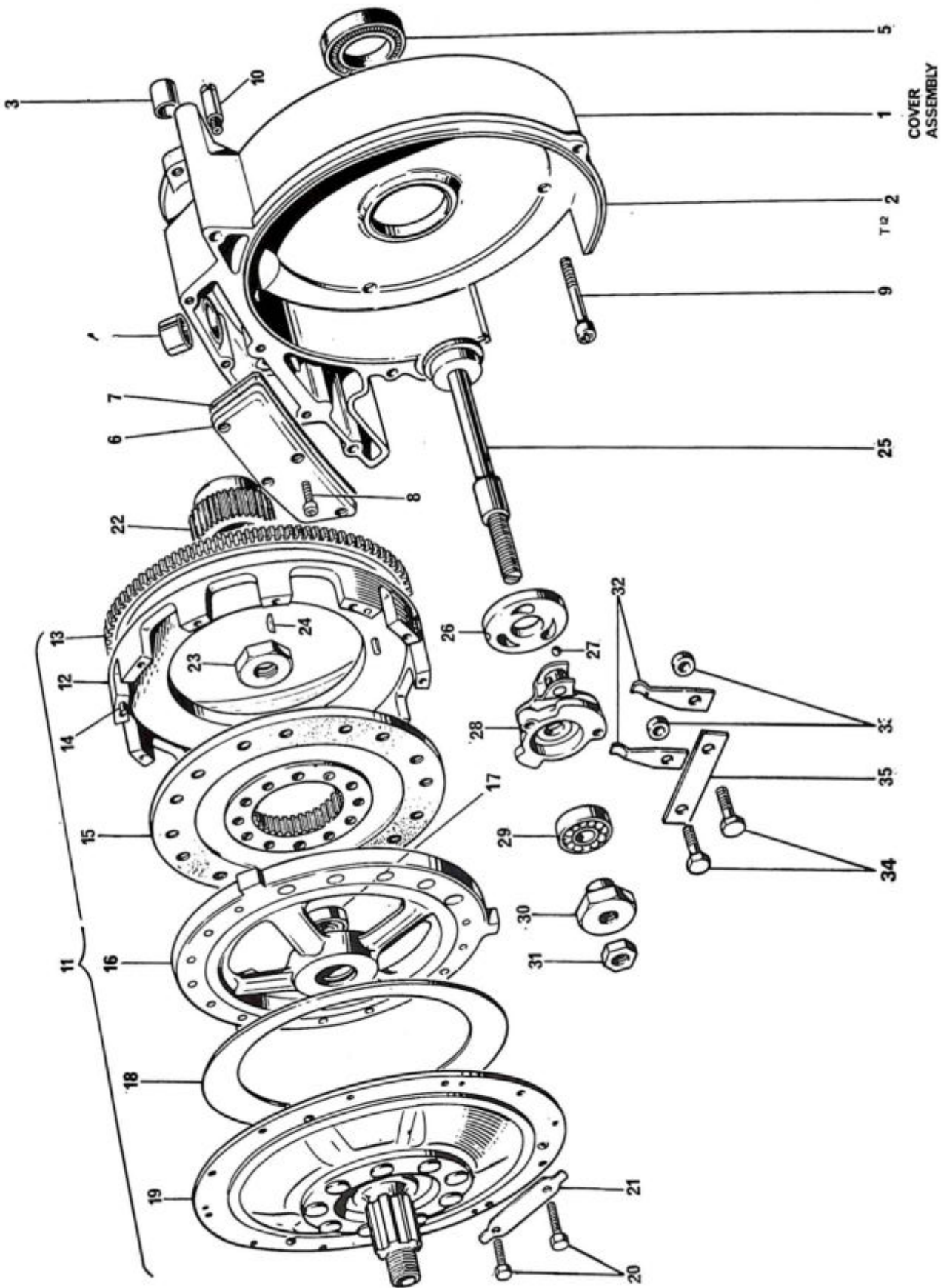


Fig. 13. CLUTCH AND CLUTCH OPERATING MECHANISM

| Ref. No. | Triumph Part No. | Makers Part No. | DESCRIPTION | QUANTITY | REMARKS |
|----------|------------------|-----------------|-------------|----------|---------|
|----------|------------------|-----------------|-------------|----------|---------|

### CLUTCH AND CLUTCH OPERATING MECHANISM

|    |         |          |  |    |  |
|----|---------|----------|--|----|--|
| 1  | 57-4673 |          | Clutch cover—assembled ... ..  | 1  |  |
| 2  | 57-4667 |          | Clutch cover only ... ..   | 1  |  |
| 3  | 57-4674 |          | Bush—starter shaft ... ..  | 1  |  |
| 4  | 57-4876 |          | Breather tube ... ..   | 1  |  |
| 5  | 57-3642 |          | Oil seal—clutch cover ... ..   | 1  |  |
| 6  | 57-4874 |          | Cover—breather duct ... ..   | 1  |  |
| 7  | 57-4875 |          | Gasket—duct cover ... ..   | 1  |  |
| 8  | 14-6606 |          | Screw—duct cover to crankcase ( $\frac{1}{4}$ " U.N.C. $\times$ $\frac{3}{8}$ " U.H.)    | 4  |  |
| 9  | 14-6610 |          | Screw—clutch cover to crankcase ( $\frac{1}{4}$ " U.N.C. $\times$ $1\frac{1}{2}$ " U.H.) | 3  |  |
| 10 | 57-3756 |          | Adaptor—oil tank breather ... ..   | 1  |  |
| 11 | 57-4675 |          | Clutch assembly ... ..   | 1  |  |
| 12 | 57-4677 |          | Drive ring ... ..  | 1  |  |
| 13 | 57-4678 |          | Ring gear—drive ring ... ..  | 1  |  |
| 14 | 57-3730 | 76186    | Dowel—drive ring ... ..  | 3  |  |
| 15 | 57-3709 | 53273    | Driven plate assembly ... ..   | 1  |  |
| 16 | 57-3715 | 76185    | Pressure plate assembly ... ..   | 1  |  |
| 17 | 57-3717 | 76168    | Thrust bearing—pressure plate ... ..   | 1  |  |
| 18 | 57-3718 | 75303/13 | Spring—diaphragm (red) ... ..  | 1  |  |
| 19 | 57-3705 | 76169    | End cover assembly ... ..  | 1  |  |
| 20 | 57-3719 | K26904   | Bolt—end cover to housing ... ..   | 12 |  |
| 21 | 57-3720 | 76170    | Tab washer, for belt ... ..  | 6  |  |
| 22 | 57-2580 |          | Clutch hub ... ..  | 1  |  |
| 23 | 21-0681 |          | Nut—hub to mainshaft ... ..  | 1  |  |
| 24 | 60-4253 |          | Key—hub to mainshaft ... ..  | 1  |  |
| 25 | 57-2552 |          | Pull rod—clutch release ... ..   | 1  |  |
| 26 | 57-2465 |          | Thrust plate—inner ... ..  | 1  |  |
| 27 | 60-2364 |          | Ball— $\frac{1}{4}$ " diameter ... ..  | 3  |  |
| 28 | 57-4933 |          | Clutch operating lever ... ..  | 1  |  |
| 29 | 57-3647 |          | Bearing—outer thrust plate ... ..  | 1  |  |
| 30 | 57-2553 |          | Sleeve nut ... ..  | 1  |  |
| 31 | 14-0402 |          | Locknut ( $\frac{5}{16}$ " U.N.F.) ... ..  | 1  |  |
| 32 | 57-2473 |          | Spring—outer thrust plate ... ..   | 2  |  |
| 33 | 57-3638 |          | Distance piece—spring ... ..   | 2  |  |
| 34 | 14-6102 |          | Bolt—spring ( $\frac{1}{4}$ " U.N.C. $\times$ $\frac{5}{8}$ " U.H.) ... ..               | 2  |  |
| 35 | 57-4916 |          | Tab washer, for bolt ... ..  | 1  |  |



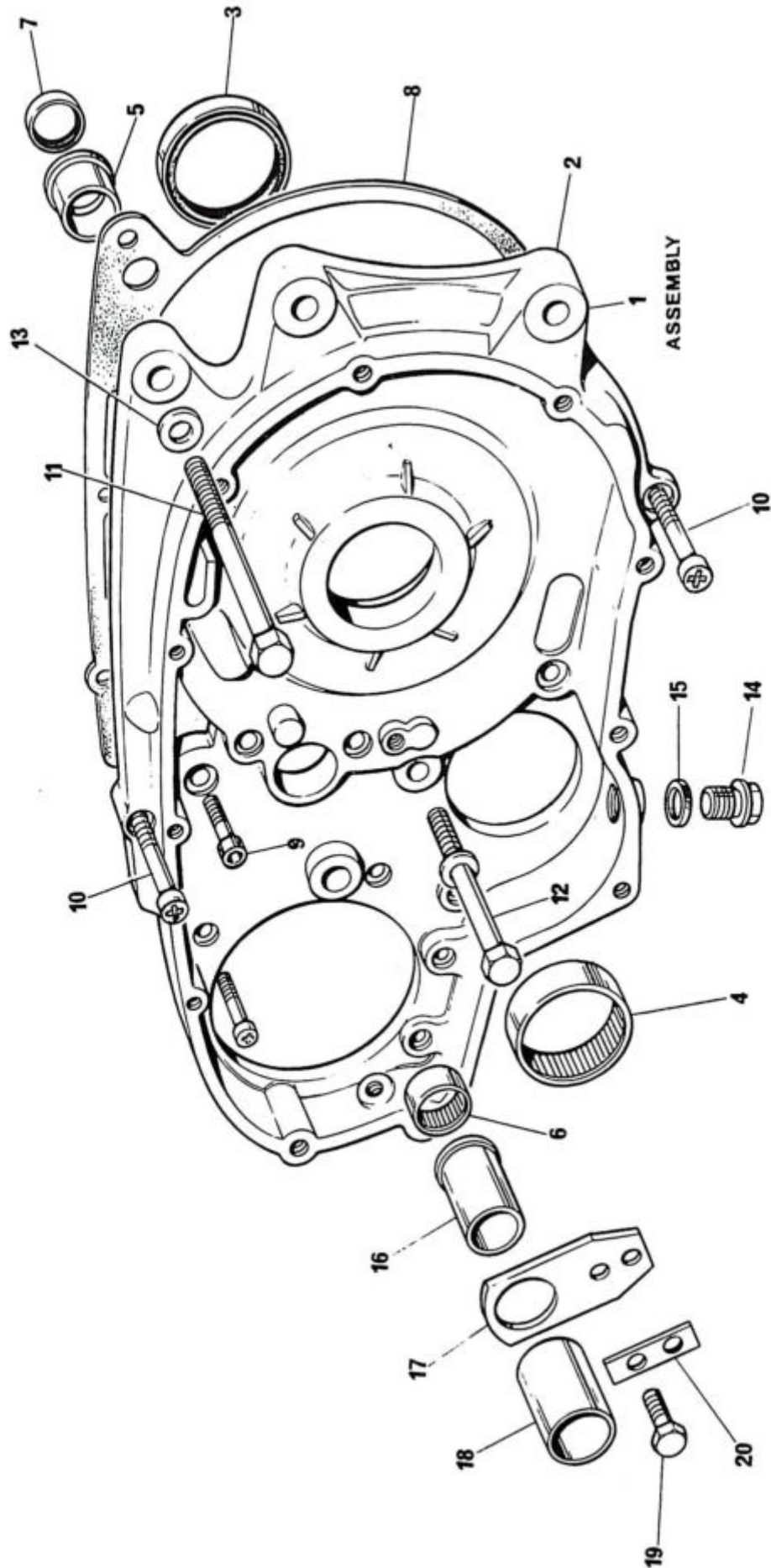


Fig. 14. INNER PRIMARY CHAINCASE

**INNER PRIMARY CHAINCASE**

|    |         |   |   |             |
|----|---------|---|---|-------------|
| 1  | 57-5118 | Inner Primary Chaincase, assembled  | 1 |             |
| 2  | 57-5119 | Inner Primary chaincase only  | 1 |             |
| 3  | 57-3642 | Oil seal—clutch shaft   | 1 |             |
| 4  | 57-3643 | Bearing—needle roller   | 1 |             |
| 5  | 57-4932 | Bearing housing—cross shaft   | 1 |             |
| 6  | 60-4333 | Bearing—needle roller, cross shaft  | 1 |             |
| 7  | 60-4504 | Oil seal—cross shaft  | 1 |             |
| 8  | 71-3987 | Gasket—inner chaincase to crankcase   | 1 |             |
| 9  | 14-7006 | Screw—inner chaincase to crankcase ( $\frac{1}{4}$ " U.N.C. $\times$ 1" U.H.)               | 7 | Socket head |
| 10 | 14-6606 | Screw—inner chaincase to crankcase ( $\frac{1}{4}$ " U.N.C. $\times$ $\frac{3}{4}$ " U.H.)  | 2 |             |
| 11 | 21-1820 | Bolt—inner chaincase to crankcase ( $\frac{5}{16}$ " U.N.C. $\times$ $4\frac{1}{2}$ " U.H.) | 1 |             |
| 12 | 21-1819 | Bolt—inner chaincase to crankcase ( $\frac{5}{16}$ " U.N.C. $\times$ $4\frac{1}{4}$ " U.H.) | 1 |             |
| 13 | 60-4247 | Washer, for bolts (.312" $\times$ .625" $\times$ .062")                                     | 2 |             |
| 14 | 21-0536 | Drain plug  | 1 |             |
| 15 | 70-0402 | Washer, for drain plug (.375"—.562"—.062") Fiber  | 1 |             |
| 16 | 57-4927 | Locating sleeve—gearshift cross shaft   | 1 |             |
| 17 | 57-4928 | Locating plate—gearshift cross shaft  | 1 |             |
| 18 | 57-4930 | Spacer—gearshift cross shaft  | 1 |             |
| 19 | 14-6101 | Screw—locating plate to chaincase ( $\frac{1}{4}$ " U.N.C. $\times$ $\frac{1}{2}$ " U.H.)   | 2 |             |
| 20 | 57-4929 | Washer (tab), for screws  | 1 |             |

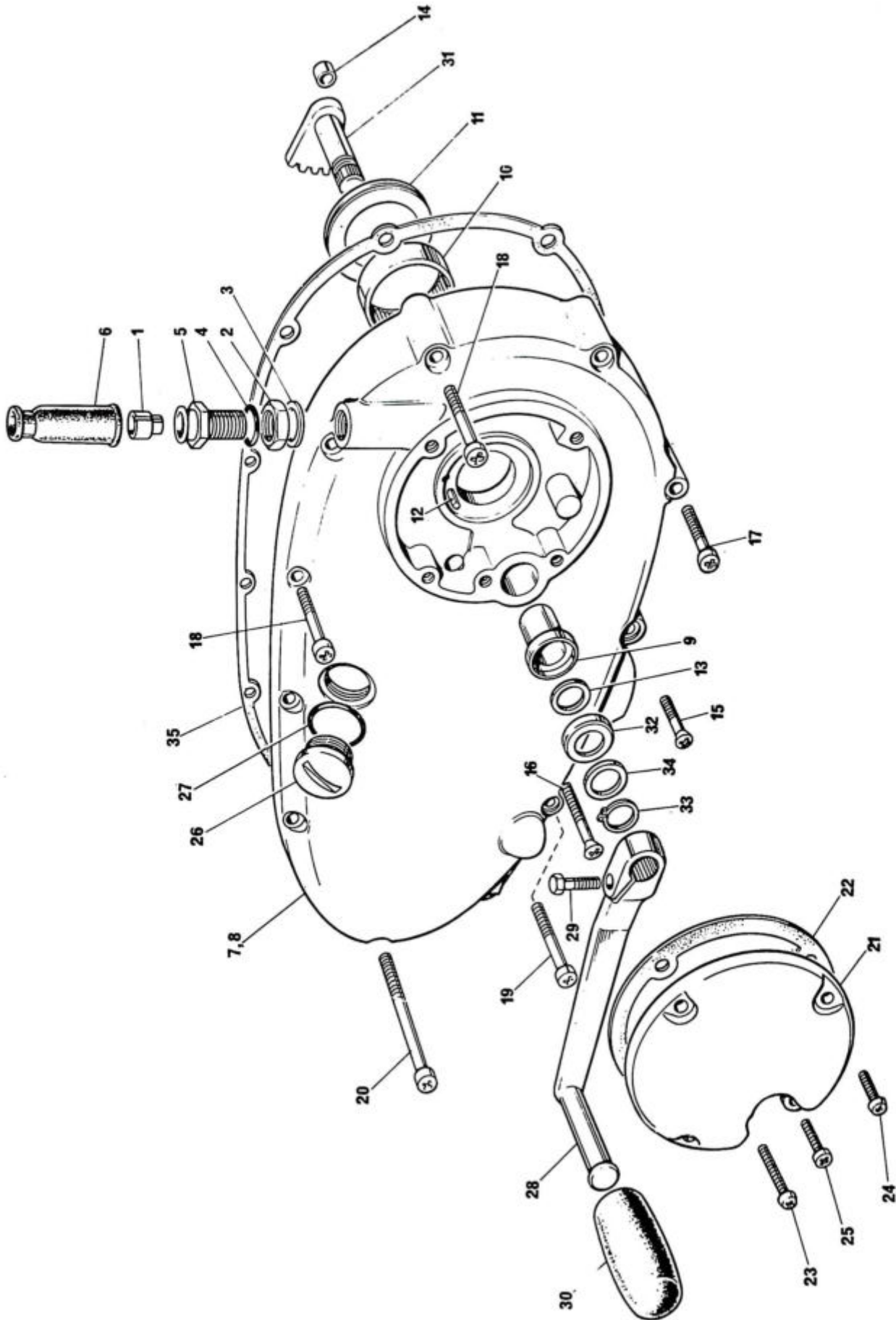
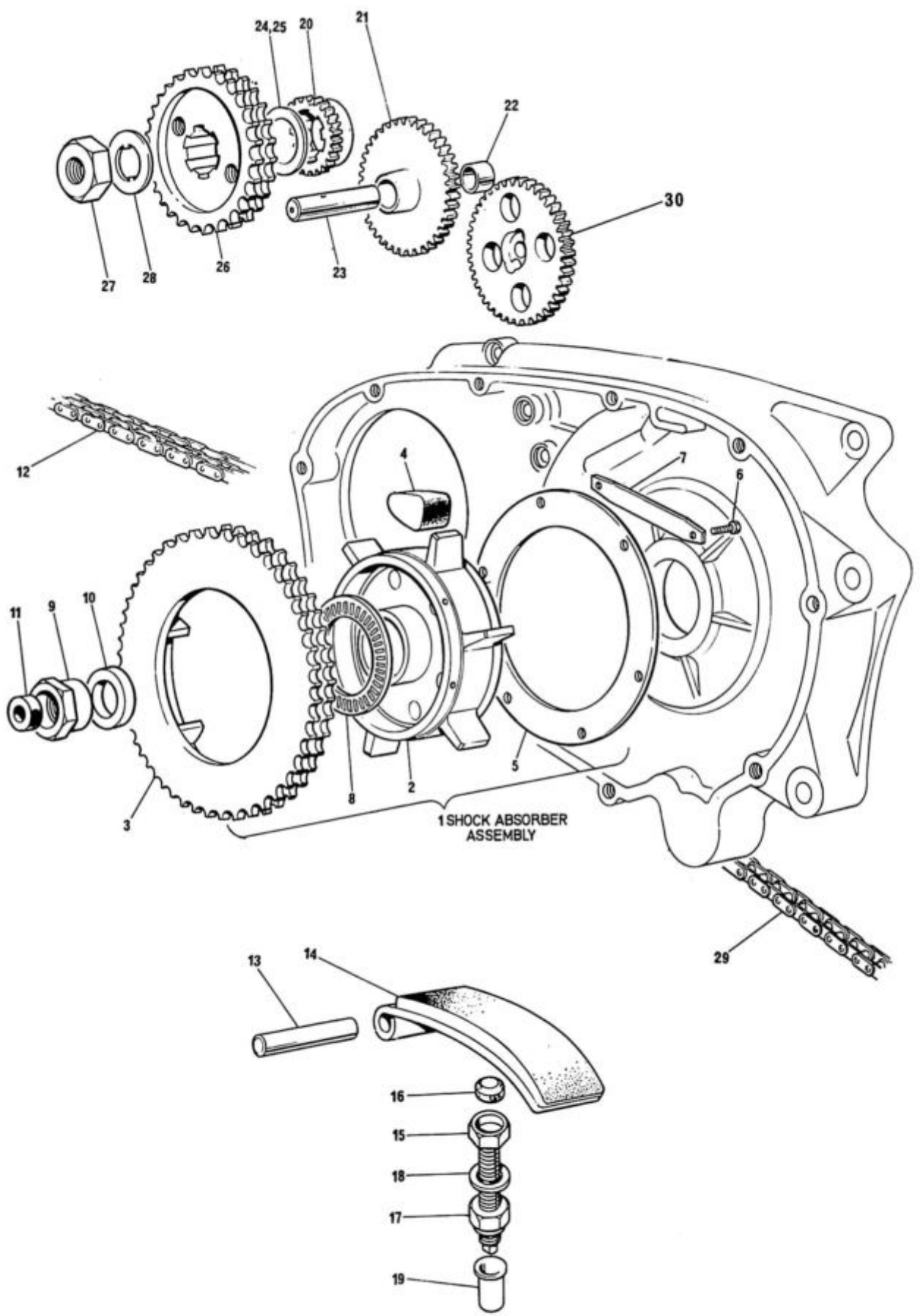


FIG. 15. OUTER PRIMARY CHAINCASE

| Ref. No.                       | Part No. | DESCRIPTION   | QUANTITY | REMARKS      |
|--------------------------------|----------|---|----------|--------------|
| <b>OUTER PRIMARY CHAINCASE</b> |          |   |          |              |
| 1                              | 57-1645  | Adaptor—clutch cable ... ..   | 1        |              |
| 2                              | 21-0567  | Locknut—adaptor ... ..  | 1        |              |
| 3                              | 57-3990  | Washer, for locknut ... ..  | 1        |              |
| 4                              | 57-3733  | Sealing ring—adaptor ... ..   | 1        |              |
| 5                              | 57-2220  | Abutment—cable ... ..   | 1        |              |
| 6                              | 57-1646  | Rubber cap—adaptor ... ..   | 1        |              |
| 7                              | 57-5120  | Outer primary chaincase, assembled ... ..   | 1        |              |
| 8                              | 57-5121  | Outer chaincase only ... ..   | 1        |              |
| 9                              | 57-4978  | Bush—gearshift spindle... ..  | 1        |              |
| 10                             | 57-3643  | Bearing—clutch shaft ... ..   | 1        |              |
| 11                             | 57-2215  | Thrust washer ... ..  | 1        |              |
| 12                             | 57-0912  | Peg—thrust washer ... ..  | 1        |              |
| 13                             | 60-4442  | Oil seal—gearshift pedal spindle ... ..   | 1        |              |
| 14                             | 57-0989  | Dowel—outer/inner chaincase ... ..  | 2        |              |
| 15                             | 14-6504  | Screw—outer/inner chaincase ( $\frac{1}{4}$ " U.N.C. $\times$ $\frac{3}{8}$ " U.H.) ... ..  | 2        | c' sunk head |
| 16                             | 14-6509  | Screw—outer/inner chaincase ( $\frac{1}{4}$ " U.N.C. $\times$ $1\frac{3}{8}$ " U.H.) ... .. | 1        | c' sunk head |
| 17                             | 14-6610  | Screw—outer/inner chaincase ( $\frac{1}{4}$ " U.N.C. $\times$ $1\frac{1}{2}$ " U.H.) ... .. | 1        |              |
| 18                             | 14-6611  | Screw—outer/inner chaincase ( $\frac{1}{4}$ " U.N.C. $\times$ $1\frac{3}{4}$ " U.H.) ... .. | 6        |              |
| 19                             | 14-6612  | Screw—outer/inner chaincase ( $\frac{1}{4}$ " U.N.C. $\times$ 2" U.H.) ... ..               | 1        |              |
| 20                             | 14-6615  | Screw—outer chaincase to crankcase ( $\frac{1}{4}$ " U.N.C. $\times$ 3" U.H.) ... ..        | 1        |              |
| 21                             | 57-4911  | Inspection cover ... ..   | 1        |              |
| 22                             | 57-4913  | Gasket—inspection cover ... ..  | 1        |              |
| 23                             | 14-7806  | Screw—inspection cover ( $\frac{1}{4}$ " U.N.C. $\times$ $\frac{3}{4}$ " U.H.) ... ..       | 1        |              |
| 24                             | 14-7805  | Screw—inspection cover ( $\frac{1}{4}$ " U.N.C. $\times$ $\frac{5}{8}$ " U.H.) ... ..       | 4        |              |
| 25                             | 14-6605  | Screw—inspection cover ( $\frac{1}{4}$ " U.N.C. $\times$ $\frac{5}{8}$ " U.H.) ... ..       | 1        |              |
| 26                             | 57-2166  | Filler plug ... ..  | 1        |              |
| 27                             | 70-8782  | 'O' ring—filler plug ... ..   | 1        |              |
| 28                             | 57-3757  | Gearshift pedal ... ..  | 1        |              |
| 29                             | 14-0201  | Pinch bolt—gearshift pedal ( $\frac{1}{4}$ " U.N.F. $\times$ 1" U.H.) ... ..                | 1        |              |
| 30                             | 57-2450  | Rubber—gearshift pedal ... ..   | 1        |              |
| 31                             | 57-4923  | Gearshift pedal spindle ... ..  | 1        |              |
| 32                             | 57-4979  | Dust cover—gearshift pedal spindle ... ..   | 1        |              |
| 33                             | 60-4447  | Circlip—gearshift pedal spindle ... ..  | 1        |              |
| 34                             | 57-1962  | Washer (.752"—1.125"—.064") ... ..  | 1        |              |
| 35                             | 71-1454  | Gasket—outer/inner chaincase ... ..   | 0        |              |



**Fig. 16. PRIMARY SHOCK ABSORBER AND OIL PUMP DRIVE**

**PRIMARY SHOCK ABSORBER AND OIL PUMP DRIVE**

| Ref. No. | Part No. | DESCRIPTION   | QUANTITY      | REMARKS |
|----------|----------|---|---------------|---------|
| 1        | 57-4895  | Shock absorber assembly ... ..                        | 1             |         |
| 2        | 57-4917  | Spider—shock absorber ... ..                          | 1             |         |
| 3        | 57-4920  | Sprocket (43 Teeth) ... ..                            | 1             |         |
| 4        | 57-5001  | Rubber—shock absorber ... ..                          | 12            |         |
| 5        | 57-4004  | Plate—retaining ... ..                                | 1             |         |
| 6        | 57-3940  | Bolt—retaining plate ... ..                           | 6             |         |
| 7        | 57-3941  | Washer (tab)—retaining plate bolt ... ..              | 3             |         |
| 8        | 57-3646  | Thrust race—spider ... ..                             | 1             |         |
| 9        | 57-2480  | Nut—mainshaft ... ..                                  | 1             |         |
| 10       | 57-2478  | Spacer—mainshaft nut ... ..                           | 1             |         |
| 11       | 57-3644  | Oil seal—pull rod ... ..                              | 1             |         |
| 12       | 60-4307  | Primary chain—70 links ... ..                         | 1             |         |
| 13       | 57-4596  | Pivot pin—chain tensioner ... ..                      | 1             |         |
| 14       | 57-4937  | Tensioner blade—primary chain ... ..                  | 1             |         |
| 15       | 71-4251  | Screw—chain adjustment ... ..                         | 1             |         |
| 16       | 71-3221  | Pad—adjustment screw ... ..                           | 1             |         |
| 17       | 14-1904  | Nut—adjustment screw ... ..                           | 1             |         |
| 18       | 71-3222  | Washer, sealing—adjustment screw ... ..               | 1             |         |
| 19       | 71-4252  | Cover—adjustment screw ... ..                         | 1             |         |
| 20       | 70-7248  | Driving gear—oil pump ... ..                          | 1             |         |
| 21       | 70-7246  | Intermediate gear—oil pump drive ... ..               | 1             |         |
| 22       | 70-6885  | Bush—intermediate gear ... ..                         | 1             |         |
| 23       | 71-1051  | Spindle—intermediate gear ... ..                      | 1             |         |
| 24       | 70-8038  | Shim—engine sprocket (.010" thick) ... ..             | } as required |         |
| 25       | 71-2660  | Shim—engine sprocket (.030" thick) ... ..             |               |         |
| 26       | 71-3541  | Sprocket—engine (23 teeth) ... ..                     | 1             |         |
| 27       | 21-0585  | Nut—engine sprocket ... ..                            | 1             |         |
| 28       | 70-8785  | Washer (tab)—sprocket nut ... ..                      | 1             |         |
| 29       | 60-3297  | Rear chain—110 links ... ..                           | 1             |         |
| 30       | 71-4237  | Driven gear—oil pump (also appears on Page 19) ... .. | 1             |         |

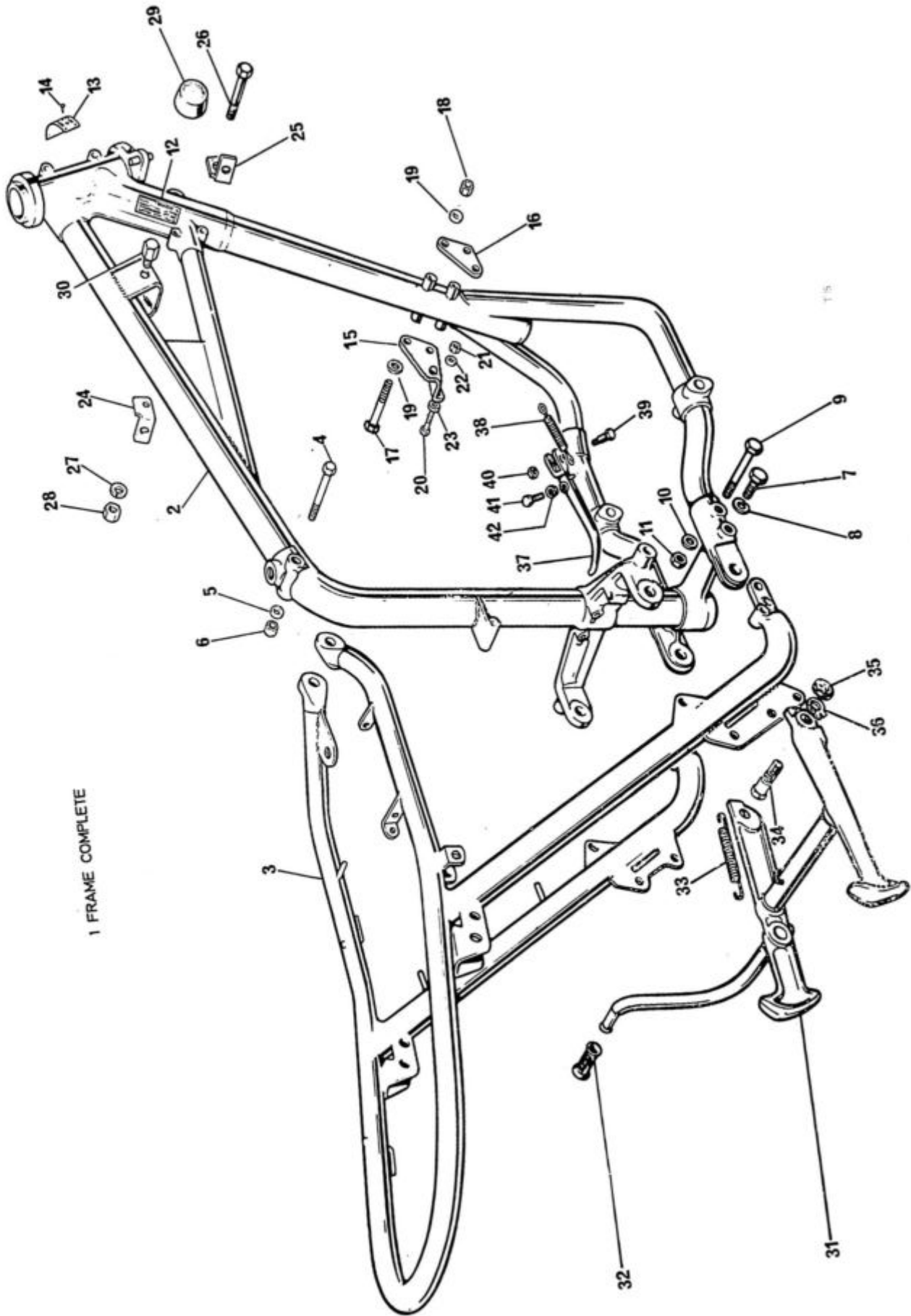


Fig. 17. FRAME

| Ref. No.     | Part No. | DESCRIPTION  | QUANTITY | REMARKS           |
|--------------|----------|--|----------|-------------------|
| <b>FRAME</b> |          |  |          |                   |
| 1            | 83-5897  | Frame—assembly ... ..  | 1        |                   |
| 2            | 83-5898  | Frame—front section ... ..   | 1        |                   |
| 3            | 83-5813  | Frame—rear section ... ..  | 1        |                   |
| 4            | 14-0241  | Bolt, top—rear frame to front frame ( $\frac{3}{8}$ " U.N.F. $\times$ $3\frac{1}{2}$ " U.H.) ...           | 1        |                   |
| 5            | 60-4246  | Washer—top frame bolt (.375"—.750"—.064") ... ..   | 1        |                   |
| 6            | 14-1303  | Nut—top frame bolt ( $\frac{3}{8}$ " U.N.F. self-locking) ... ..   | 1        |                   |
| 7            | 21-0588  | Bolt, bottom rear—rear frame to front frame ( $\frac{7}{16}$ " U.N.F. $\times$ $1\frac{3}{8}$ " U.H.) ...  | 2        |                   |
| 8            | 60-4251  | Washer, spring—bottom rear bolt (.531"—.739"—.104") ...  | 2        |                   |
| 9            | 14-0251  | Bolt, bottom front—rear frame to front frame ( $\frac{7}{16}$ " U.N.F. $\times$ $2\frac{3}{4}$ " U.H.) ... | 2        |                   |
| 10           | 60-2323  | Washer—bottom front bolt (.458"—.875"—.092") ... ..  | 2        |                   |
| 11           | 14-1304  | Nut—bottom front bolt ( $\frac{7}{16}$ " U.N.F., self-locking) ... ..                                      | 2        |                   |
| 12           | 60-4520  | Identification label ... ..  | 1        | N. America only   |
| 13           | 60-4594  | Identification label ... ..  | 1        | Except N. America |
| 14           | 06-1287  | Screw, hammer drive—identification label ... ..  | 4        | Except N. America |
| 15           | 83-5899  | Engine plate—front, L.H. ... ..  | 1        |                   |
| 16           | 83-5900  | Engine plate—front, R.H. ... ..  | 1        |                   |
| 17           | 14-0242  | Bolt—engine plate to frame ( $\frac{3}{8}$ " U.N.F. $\times$ 4 U.H.) ... ..                                | 2        |                   |
| 18           | 14-1303  | Nut—engine plate bolt ( $\frac{3}{8}$ " U.N.F., self-locking) ... ..                                       | 2        |                   |
| 19           | 60-2322  | Washer—engine plate bolt (.395"—.750"—.072") ... ..  | 4        |                   |
| 20           | 14-0106  | Bolt—horn to engine mounting bracket L.H. ( $\frac{1}{2}$ " U.N.F. $\times$ $1\frac{1}{4}$ " U.H.) ...     | 2        |                   |
| 21           | 14-1901  | Nut—horn mounting bolt ( $\frac{1}{2}$ " U.N.F., self-locking) ... ..                                      | 2        |                   |
| 22           | 60-2320  | Washer—horn mounting bolt (.270"—.562"—.056") ... ..   | 4        |                   |
| 23           | 70-3448  | Spacer—horn fixing ... ..  | 2        |                   |
| 24           | 83-5423  | Bracket—oil cooler, L.H. ... ..  | 1        |                   |
| 25           | 83-5424  | Bracket—oil cooler, R.H. ... ..  | 1        |                   |
| 26           | 21-1805  | Bolt—oil cooler bracket ( $\frac{5}{16}$ " U.N.F. $\times$ $2\frac{1}{8}$ " U.H.) ... ..                   | 1        |                   |
| 27           | 60-2418  | Washer, spring—bracket bolt ... ..   | 1        |                   |
| 28           | 14-0402  | Nut—bracket bolt ( $\frac{5}{16}$ " U.N.F., self-locking) ... ..   | 1        |                   |
| 29           | 83-5353  | Rubber—gas tank mounting... ..   | 2        |                   |
| 30           | 21-2300  | Bolt—gas tank mounting rubber ... ..   | 2        |                   |
| 31           | 83-1267  | Center stand ... ..  | 1        |                   |
| 32           | 57-2331  | Rubber—center stand arm ... ..   | 1        |                   |
| 33           | 82-4671  | Spring—center stand... ..  | 1        |                   |
| 34           | 21-1978  | Pivot bolt—center stand ... ..   | 2        |                   |
| 35           | 14-0404  | Nut—pivot bolt ( $\frac{7}{16}$ " U.N.F.) ... ..   | 2        |                   |
| 36           | 83-1270  | Washer (tab)—pivot bolt ... ..   | 2        |                   |
| 37           | 83-5857  | Side stand ... ..  | 1        |                   |
| 38           | 82-8382  | Spring—side stand ... ..   | 1        |                   |
| 39           | 82-7021  | Swivel pin—side stand ... ..   | 1        |                   |
| 40           | 14-0703  | Nut—swivel pin ( $\frac{3}{8}$ " U.N.F., self-locking) ... ..  | 1        |                   |
| 41           | 14-0113  | Bolt, stop—side stand ( $\frac{5}{16}$ " U.N.F. $\times$ $\frac{5}{8}$ " U.H.) ... ..                      | 1        |                   |
| 42           | 14-0402  | Nut—side stand stop bolt ( $\frac{5}{16}$ " U.N.F.) ... ..   | 1        |                   |



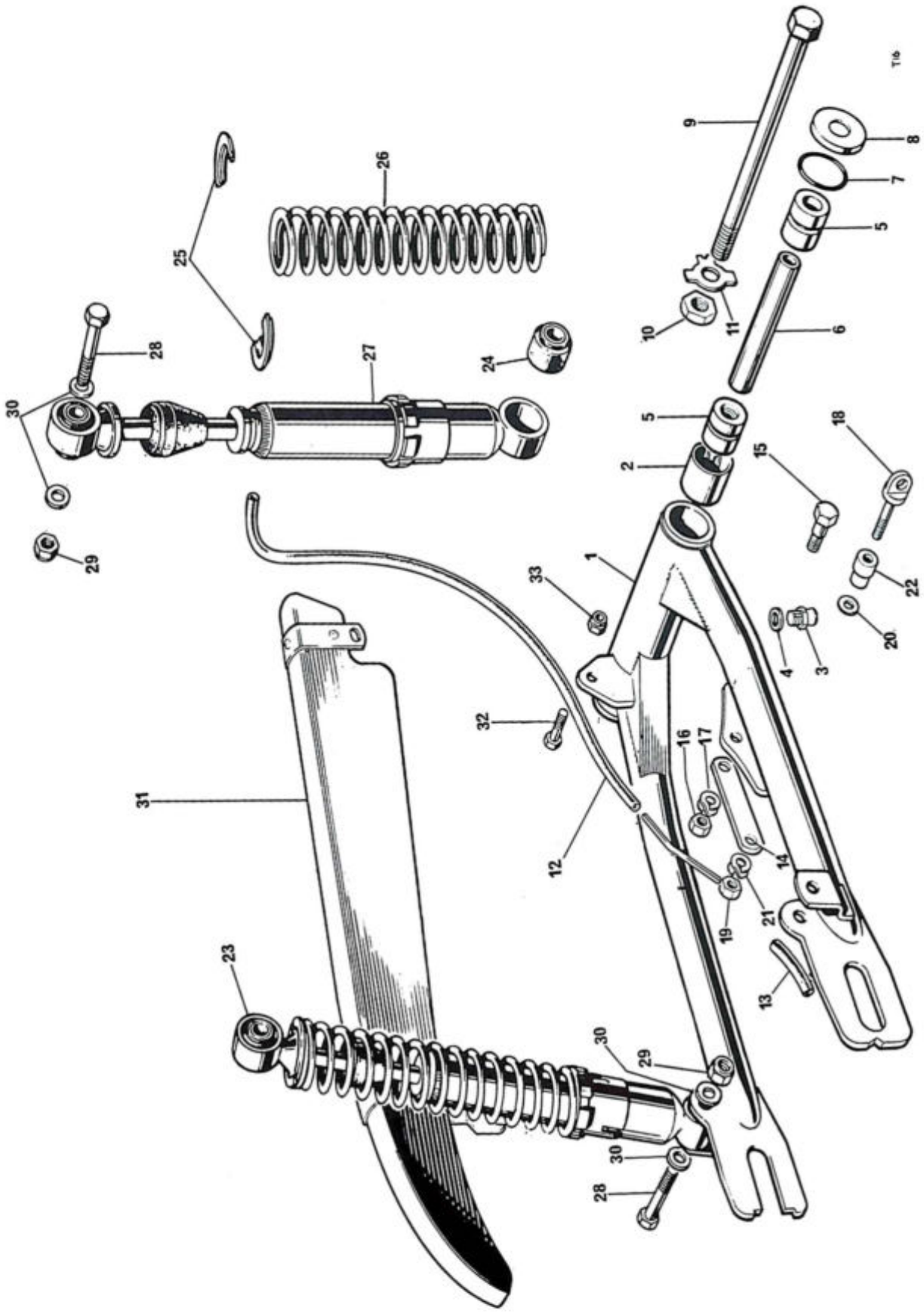


FIG. 18. SWINGING FORK AND SUSPENSION UNIT

| Ref. No.                                 | Triumph Part No. | Makers Part No. | DESCRIPTION  | QUANTITY | REMARKS |
|--|------------------|-----------------|--|----------|---------|
| <b>SWINGING FORK AND SUSPENSION UNIT</b> |                  |                 |  |          |         |
| 1  | 83-5368          |                 | Swinging Fork ... ..   | 1        |         |
| 2  | 82-6042          |                 | Bush—swinging fork ... ..  | 2        |         |
| 3  | 60-1841          |                 | Grease nipple ... ..   | 1        |         |
| 4  | 71-2501          |                 | Washer—grease nipple (.297"—500"—078"), fiber                                      | 1        |         |
| 5  | 82-6821          |                 | Bobbin, L.H. and R.H. ... ..   | 2        |         |
| 6  | 82-5313          |                 | Distance tube—bobbins ... ..   | 1        |         |
| 7  | 82-8090          |                 | 'O' ring—swinging fork seal ... ..   | 2        |         |
| 8  | 82-7848          |                 | Housing—'O' ring ... ..  | 2        |         |
| 9  | 21-0602          |                 | Bolt—swinging fork pivot ( $\frac{3}{16}$ " U.N.F. $\times$ $8\frac{1}{8}$ " U.H.) | 1        |         |
| 10                                       | 21-0545          |                 | Nut—pivot bolt ( $\frac{3}{16}$ " U.N.C.) ... ..                                   | 1        |         |
| 11                                       | 82-5944          |                 | Washer (tab)—pivot bolt ... ..   | 1        |         |
| 12                                       | 82-7352          |                 | Chain oiler pipe, rear—long ... ..   | 1        |         |
| 13                                       | 82-9997          |                 | Chain oiler pipe, rear—short ... ..  | 1        |         |
| 14                                       | 83-5231          |                 | Torque arm—rear brake ... ..   | 1        |         |
| 15                                       | 83-5549          |                 | Bolt—torque arm to swinging fork ... ..  | 1        |         |
| 16                                       | 14-1302          |                 | Nut—torque arm bolt ( $\frac{5}{16}$ " U.N.F., self-locking)                       | 1        |         |
| 17                                       | 60-2440          |                 | Washer, double coil spring—torque arm bolt   | 1        |         |
| 18                                       | 21-2244          |                 | Eye bolt—torque arm to brake anchor plate  | 1        |         |
| 19                                       | 14-1302          |                 | Nut—eye bolt ( $\frac{5}{16}$ " U.N.F., self-locking)                              | 1        |         |
| 20                                       | 60-2339          |                 | Washer—eye bolt (.333"—.750"—.072")  | 1        |         |
| 21                                       | 60-2440          |                 | Washer, double coil spring—eye bolt  | 1        |         |
| 22                                       | 83-5550          |                 | Distance piece—eye bolt ... ..   | 1        |         |
| 23                                       | 60-2294          | 64052341        | Suspension Unit complete ... ..  | 2        |         |
| 24                                       | 99-0122          | 640533645       | Bonded bush ... ..   | 4        |         |
| 25                                       | 99-0107          | 9054/171        | Spring retainer ... ..   | 4        |         |
| 26                                       | 99-1139          | 64544754        | Spring (110 lbs) ... ..  | 2        |         |
| 27                                       |                  | 64052090        | Damper unit ... ..   | 2        |         |
| 28                                       | 14-0235          |                 | Bolt, top and bottom—suspension unit ( $\frac{3}{8}$ " U.N.F. $\times$ 2" U.H.)    | 4        |         |
| 29                                       | 14-1303          |                 | Nut—suspension unit bolts ( $\frac{3}{8}$ " U.N.F., self-locking)                  | 4        |         |
| 30                                       | 60-4246          |                 | Washer-suspension unit bolts (.375"—.750"—.064")                                   | 8        |         |
| 31                                       | 83-5237          |                 | Rear chainguard ... ..   | 1        |         |
| 32                                       | 14-2220          |                 | Bolt, front-pivot ( $\frac{5}{16}$ " U.N.F. $\times$ $\frac{5}{8}$ " U.H.)         | 1        |         |
| 33                                       | 14-0702          |                 | Nut—pivot bolt ( $\frac{5}{16}$ " U.N.F., self-locking)                            | 1        |         |

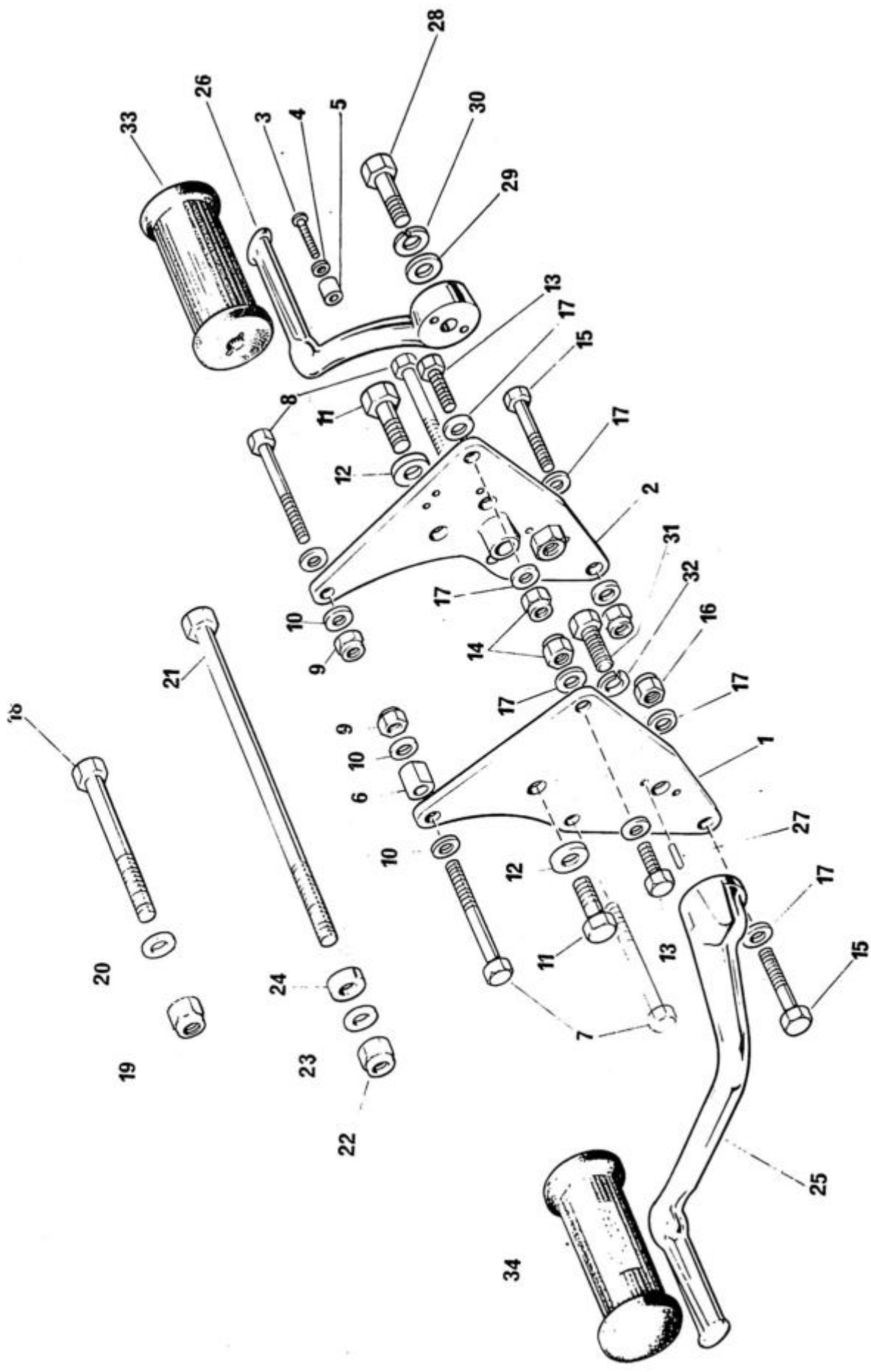


Fig. 19. ENGINE UNIT FITTINGS AND FOOTPEGS

### ENGINE UNIT FITTINGS AND FOOTPEGS

|    |         |  |   |           |
|----|---------|--|---|-----------|
| 1  | 83-5270 | Engine plate, rear—left side   | 1 |           |
| 2  | 83-5473 | Engine plate, rear—right side  | 1 |           |
| 3  | 83-5388 | Screw—stoplite switch to engine plate  | 2 | "Taptite" |
| 4  | 70-2351 | Washer—switch screw (.265"—.375"—.036")  | 2 |           |
| 5  | 83-5548 | Distance piece—stop lite switch  | 2 |           |
| 6  | 83-1598 | Spacer—rear engine plate L.H.  | 2 |           |
| 7  | 14-0223 | Bolt—rear engine plate to engine, L.H. ( $\frac{5}{16}$ " U.N.F. $\times$ 2 $\frac{1}{2}$ " U.H.)          | 2 |           |
| 8  | 14-0221 | Bolt—rear engine plate to engine R.H. ( $\frac{5}{16}$ " U.N.F. $\times$ 2" U.H.)                          | 2 |           |
| 9  | 14-1302 | Nut—rear engine plate bolts ( $\frac{5}{16}$ " U.N.F., self-locking)                                       | 4 |           |
| 10 | 60-4247 | Washers—rear engine plate bolts and nuts (.343"—.625"—.062")   | 8 |           |
| 11 | 14-0132 | Bolt—rear engine plate (L.H.) to pivot lug ( $\frac{7}{8}$ " U.N.F. $\times$ $\frac{7}{8}$ " U.H.)         | 2 |           |
| 12 | 60-2323 | Washer—pivot lug bolt (.458"—.875"—.092")  | 2 |           |
| 13 | 14-0128 | Bolt—rear engine plate (R.H.) to engine, upper rear, ( $\frac{3}{8}$ " U.N.F. $\times$ 1" U.H.)            | 2 |           |
| 14 | 14-1303 | Nut—upper rear engine plate bolt ( $\frac{3}{8}$ " U.N.F., self-locking)                                   | 2 |           |
| 15 | 14-0234 | Bolt—rear engine plate (L.H. and R.H.) to frame, lower ( $\frac{3}{8}$ " U.N.F. $\times$ 1 $\frac{3}{4}$ " | 2 |           |
| 16 | 14-1303 | Nut—lower rear engine plate bolt ( $\frac{3}{8}$ " U.N.F., self-locking)                                   | 2 |           |
| 17 | 60-4246 | Washer—lower rear engine plate bolt (.375"—.750"—.064")  | 6 |           |
| 18 | 14-0255 | Bolt, front—engine to frame ( $\frac{7}{8}$ " U.N.F. $\times$ 4" U.H.)                                     | 1 |           |
| 19 | 14-1304 | Nut—engine to frame bolt ( $\frac{7}{8}$ " U.N.F., self-locking)   | 1 |           |
| 20 | 60-2323 | Washer—engine to frame bolt (.458"—.875"—.092")  | 2 |           |
| 21 | 21-2112 | Bolt, bottom—engine to frame ( $\frac{7}{8}$ " U.N.F. $\times$ 10.06" U.H.)                                | 1 |           |
| 22 | 14-1304 | Nut—engine to frame bolt ( $\frac{7}{8}$ " U.N.F., self-locking)   | 1 |           |
| 23 | 60-2332 | Washer—engine to frame bolt (.458"—.875"—.048")  | 1 |           |
| 24 | 83-5845 | Spacer—bottom engine fixing  | 1 |           |
| 25 | 83-5581 | Footpeg, left  | 1 |           |
| 26 | 83-5477 | Footpeg, right...  | 1 |           |
| 27 | 82-5943 | Peg—footpegs   | 4 |           |
| 28 | 14-0246 | Bolt—footpeg, rightside ( $\frac{7}{8}$ " U.N.F. $\times$ 1 $\frac{1}{2}$ "                                | 1 |           |
| 29 | 60-4267 | Washer—footpeg bolt rightside (.453"—.750"—.064")  | 1 |           |
| 30 | 60-2420 | Washer, spring—footpeg bolt, right side  | 1 |           |
| 31 | 21-1969 | Bolt—footpeg, left side ( $\frac{1}{2}$ " U.N.F. $\times$ 1 $\frac{1}{4}$ " U.H.)                          | 1 |           |
| 32 | 82-8243 | Washer spring—footpeg bolt, left side  | 1 |           |
| 33 | 82-9279 | Rubber—footpeg, right  | 1 |           |
| 34 | 82-9630 | Rubber—footpeg, left   | 1 |           |

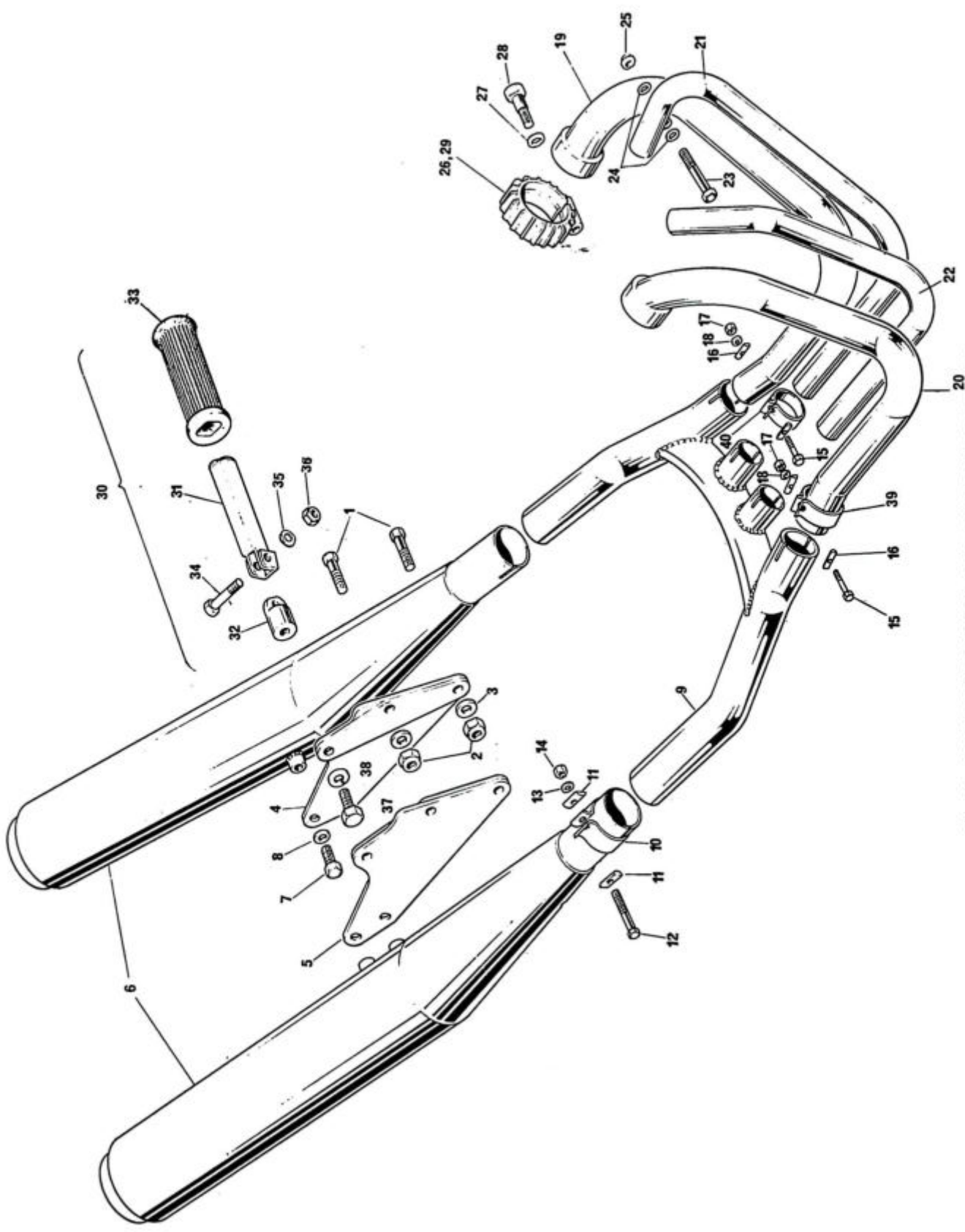


Fig. 20. EXHAUST SYSTEM AND PILLION FOOTPEGS

| Ref. No.                                   | Part No. | DESCRIPTION   | QUANTITY | REMARKS |
|--|----------|---|----------|---------|
| <b>EXHAUST SYSTEM AND PILLION FOOTPEGS</b> |          |   |          |         |
| 1  | 14-0116  | Bolt—muffler bracket to frame ( $\frac{5}{16}$ " U.N.F. $\times$ 1" U.H.) ...                   | 3        |         |
| 2  | 14-1302  | Nut—muffler bracket bolt ( $\frac{5}{16}$ " U.N.F., self-locking) ...                           | 3        |         |
| 3  | 60-2330  | Washer—muffler bracket bolt ...   | 6        |         |
| 4  | 83-5853  | Bracket—pillion footpeg and muffler L.H. ...  | 1        |         |
| 5  | 83-5854  | Bracket—pillion footpeg and muffler, R.H. ...   | 1        |         |
| 6  | 71-4402  | Muffler ...   | 2        |         |
| 7  | 14-0113  | Bolt—bracket to muffler ( $\frac{5}{16}$ " U.N.F. $\times$ $\frac{5}{8}$ " U.H.) ...            | 4        |         |
| 8  | 60-4247  | Washer, for bolt (.343"—.625" —.062") ...   | 4        |         |
| 9  | 71-4407  | Collector box ...   | 1        |         |
| 10   | 70-5874  | Clip—muffler to collector box ...   | 2        |         |
| 11   | 70-3768  | Washer—'D' section ...  | 4        |         |
| 12   | 14-0219  | Bolt—collector box clip ( $\frac{5}{16}$ " U.N.F. $\times$ 1 $\frac{1}{2}$ ") ...               | 2        |         |
| 13   | 60-4247  | Washer—plain (.343"—.625" —.062") ...   | 2        |         |
| 14   | 14-1202  | Nut—clip bolt ( $\frac{5}{16}$ " U.N.F., self-locking) ...                                      | 2        |         |
| 15   | 14-0219  | Bolt—collector box to exhaust pipes ( $\frac{5}{16}$ " U.N.F. $\times$ 1 $\frac{1}{2}$ ")... .. | 4        |         |
| 16   | 70-3768  | Washer, 'D' section—box/exhaust pipe bolt ...   | 8        |         |
| 17   | 14-1202  | Nut—box/exhaust pipe bolt ( $\frac{5}{16}$ " U.N.F., self-locking) ...                          | 4        |         |
| 18   | 60-4247  | Washer,—plain (.343"—.625" —.062") ...  | 4        |         |
| 19   | 71-4424  | Exhaust pipe—outer, L.H. ...  | 1        |         |
| 20   | 71-4427  | Exhaust pipe—outer, R.H. ...  | 1        |         |
| 21   | 71-4429  | Exhaust pipe—inner, L.H. ...  | 1        |         |
| 22   | 71-4431  | Exhaust pipe—inner, R.H. ...  | 1        |         |
| 23   | 21-2336  | Stud—inner exhaust pipes tie ( $\frac{1}{4}$ " U.N.F. $\times$ 4.45" U.H.) ...                  | 1        |         |
| 24   | 70-2728  | Washer—exhaust pipes tie stud (.265"—.406" —.036") ...  | 2        |         |
| 25   | 14-1201  | Nut—exhaust pipes tie stud ( $\frac{1}{4}$ " U.N.F., self-locking) ...                          | 1        |         |
| 26   | 70-6743  | Finned clip—exhaust pipe, L.H. ...  | 1        |         |
| 27   | 70-8860  | Washer, spherical—finned clip ...   | 2        |         |
| 28   | 70-6744  | Bolt—finned clip ( $\frac{5}{16}$ " U.N.F. $\times$ 1 $\frac{3}{8}$ " U.H.)... ..               | 2        |         |
| 29   | 71-4459  | Finned clip—exhaust pipe, R.H. ...  | 1        |         |
| 30   | 83-5895  | Pillion footpeg—assembly ...  | 2        |         |
| 31   | 82-9053  | Footpeg—pillion ...   | 2        |         |
| 32   | 83-5896  | Anchor—pillion footpeg ...  | 2        |         |
| 33   | 82-9054  | Rubber—pillion footpeg ...  | 2        |         |
| 34   | 14-0217  | Pivot bolt—pillion footpeg ( $\frac{5}{16}$ " U.N.F. $\times$ 1 $\frac{1}{4}$ " U.H.)... ..     | 2        |         |
| 35   | 82-9089  | Washer—pivot bolt ...   | 2        |         |
| 36   | 14-1302  | Nut—pivot bolt ( $\frac{5}{16}$ " U.N.F., self-locking) ...                                     | 2        |         |
| 37   | 14-0128  | Bolt—pillion footpeg to bracket ( $\frac{3}{8}$ " U.N.F. $\times$ 1" U.H.) ...                  | 2        |         |
| 38   | 60-4259  | Washer, spring—bracket bolt ...   | 2        |         |
| 39   | 70-7512  | Clip, collector box to outer pipes ...  | 2        |         |
| 40   | 71-4458  | Clip, collector box to inner pipes ...  | 2        |         |

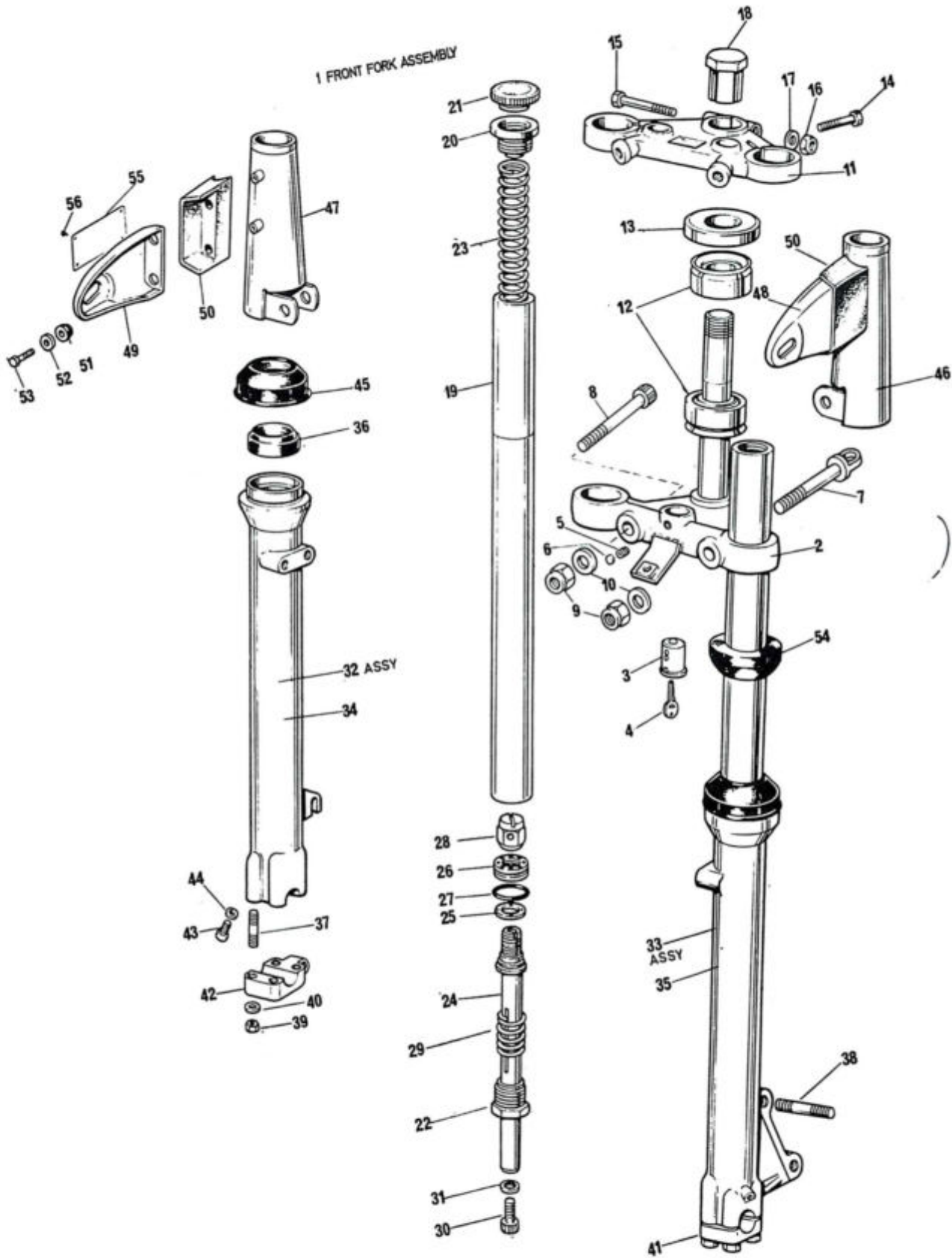


Fig. 21. FRONT FORK

| Ref. No.          | Part No. | DESCRIPTION   | QUANTITY | REMARKS        |
|-------------------|----------|---|----------|----------------|
| <b>FRONT FORK</b> |          |   |          |                |
| 1                 | 97-4605  | Front fork assembly ... ..  | 1        |                |
| 2                 | 97-4566  | Bottom yoke (with stem) ... ..  | 1        |                |
| 3                 | 82-6738  | Lock, parking—with keys ... ..  | 1        |                |
| 4                 |          | Key—static serial number ... ..   |          |                |
| 5                 | 21-2315  | Grub screw ... ..   | 1        |                |
| 6                 | 97-2266  | Sealing washer—grub screw... ..   | 1        |                |
| 7                 | 97-4476  | Pinch bolt—bottom yoke ... ..   | 1        |                |
| 8                 | 14-0237  | Pinch bolt—bottom yoke ( $\frac{3}{8}$ " U.N.F. $\times$ $2\frac{1}{2}$ " U.H.) ... ..            | 1        |                |
| 9                 | 14-1303  | Nut—pinch bolt ( $\frac{3}{8}$ " U.N.F., self-locking) ... ..                                     | 2        |                |
| 10                | 82-2184  | Washer—pinch bolt (.380"—.750"—.092") ... ..  | 3        |                |
| 11                | 97-4541  | Top yoke ... ..   | 1        |                |
| 12                | 97-4031  | Bearing—taper roller ... ..   | 2        |                |
| 13                | 97-4028  | Dust cover—bearing, top. ... ..   | 1        |                |
| 14                | 14-1034  | Screw—top yoke ( $\frac{3}{8}$ " U.N.F. $\times$ $1\frac{1}{4}$ " U.H.) ... ..                    | 2        | Socket head    |
| 15                | 14-0234  | Pinch bolt—top yoke ( $\frac{3}{8}$ " U.N.F. $\times$ $1\frac{3}{4}$ " U.H.) ... ..               | 1        |                |
| 16                | 14-1303  | Nut—pinch bolt ( $\frac{3}{8}$ " U.N.F., self-locking) ... ..                                     | 1        |                |
| 17                | 60-2331  | Washer—pinch bolt (.395"—.750"—.048") ... ..  | 1        |                |
| 18                | 97-4317  | Steering stem nut ... ..  | 1        |                |
| 19                | 97-4380  | Stanchion ... ..  | 2        |                |
| 20                | 97-4387  | Top nut—stanchion ... ..  | 2        |                |
| 21                | 97-4600  | Cap screw—stanchion top nut (with insert) ... ..  | 2        |                |
| 22                | 97-4076  | End plug—stanchion ... ..   | 2        |                |
| 23                | 97-4556  | Main spring ... ..  | 2        |                |
| 24                | 97-4554  | Damper tube assembly ... ..   | 2        |                |
| 25                | 97-4010  | Damper washer ... ..  | 2        |                |
| 26                | 97-4020  | Valve ... ..  | 2        |                |
| 27                | 97-4003  | 'O' ring—damper valve ... ..  | 2        |                |
| 28                | 97-4244  | Nut—damper valve ... ..   | 2        |                |
| 29                | 97-4009  | Spring—recoil ... ..  | 2        |                |
| 30                | 14-1019  | Screw—damper tube ( $\frac{5}{16}$ " U.N.F. $\times$ $\frac{7}{8}$ " U.H.) ... ..                 | 2        | Socket head    |
| 31                | 97-4004  | Sealing washer—damper tube screw ... ..   | 2        |                |
| 32                | 97-4579  | Outer member—R.H. (assembly) ... ..   | 1        |                |
| 33                | 97-4399  | Outer member—L.H. (assembly) ... ..   | 1        |                |
| 34                | 97-4545  | Outer member—R.H. ... ..  | 1        |                |
| 35                | 97-4377  | Outer member—L.H. ... ..  | 1        |                |
| 36                | 97-4001  | Oil seal—outer member ... ..  | 1        |                |
| 37                | 21-2102  | Stud—outer member ( $\frac{5}{16}$ " U.N.C./U.N.F. $\times$ $1\frac{7}{8}$ ") ... ..              | 4        |                |
| 38                | 21-2189  | Stud—outer member to caliper (L.H.) ( $\frac{3}{8}$ " U.N.C./U.N.F. $1\frac{1}{2}$ " U.H.) ... .. | 2        |                |
| 39                | 14-0302  | Nut—outer member stud ( $\frac{5}{16}$ " U.N.F.) ... ..   | 4        |                |
| 40                | 60-2428  | Washer, spring—outer member stud (.344"—.600"—.064") ... ..                                       | 4        |                |
| 41                | 97-4456  | Cap—wheel spindle, L.H. ... ..  | 1        |                |
| 42                | 97-4457  | Cap—wheel spindle, R.H. ... ..  | 1        |                |
| 43                | 82-4715  | Drain plug—outer member (2BA $\times$ $\frac{7}{16}$ " U.H.) ... ..                               | 2        |                |
| 44                | 97-3893  | Washer—drain plug (.187"—.312"—.078") aluminum ... ..   | 2        |                |
| 45                | 97-4002  | Scraper sleeve—outer member ... ..  | 2        |                |
| 46                | 97-4557  | Outer cover—L.H. ... ..   | 1        |                |
| 47                | 97-4558  | Outer cover—R.H. ... ..   | 1        |                |
| 48                | 97-5056  | Headlite bracket—L.H. ... ..  | 1        |                |
| 49                | 97-5057  | Headlite bracket—R.H. ... ..  | 1        |                |
| 50                | 97-2208  | Rubber mounting—headlite bracket ... ..   | 2        |                |
| 51                | 97-2209  | Rubber buffer—headlite bracket ... ..   | 4        |                |
| 52                | 97-2210  | Backing washer—headlite bracket ... ..  | 4        |                |
| 53                | 21-2095  | Attachment bolt—headlite bracket ... ..   | 4        |                |
| 54                | 97-4461  | Rubber ring ... ..  | 2        |                |
| 55                | 60-4595  | Identification label ... ..   | 1        | Australia only |
| 56                | 06-1287  | Screw—Hammer drive ... ..   | 4        | Australia only |



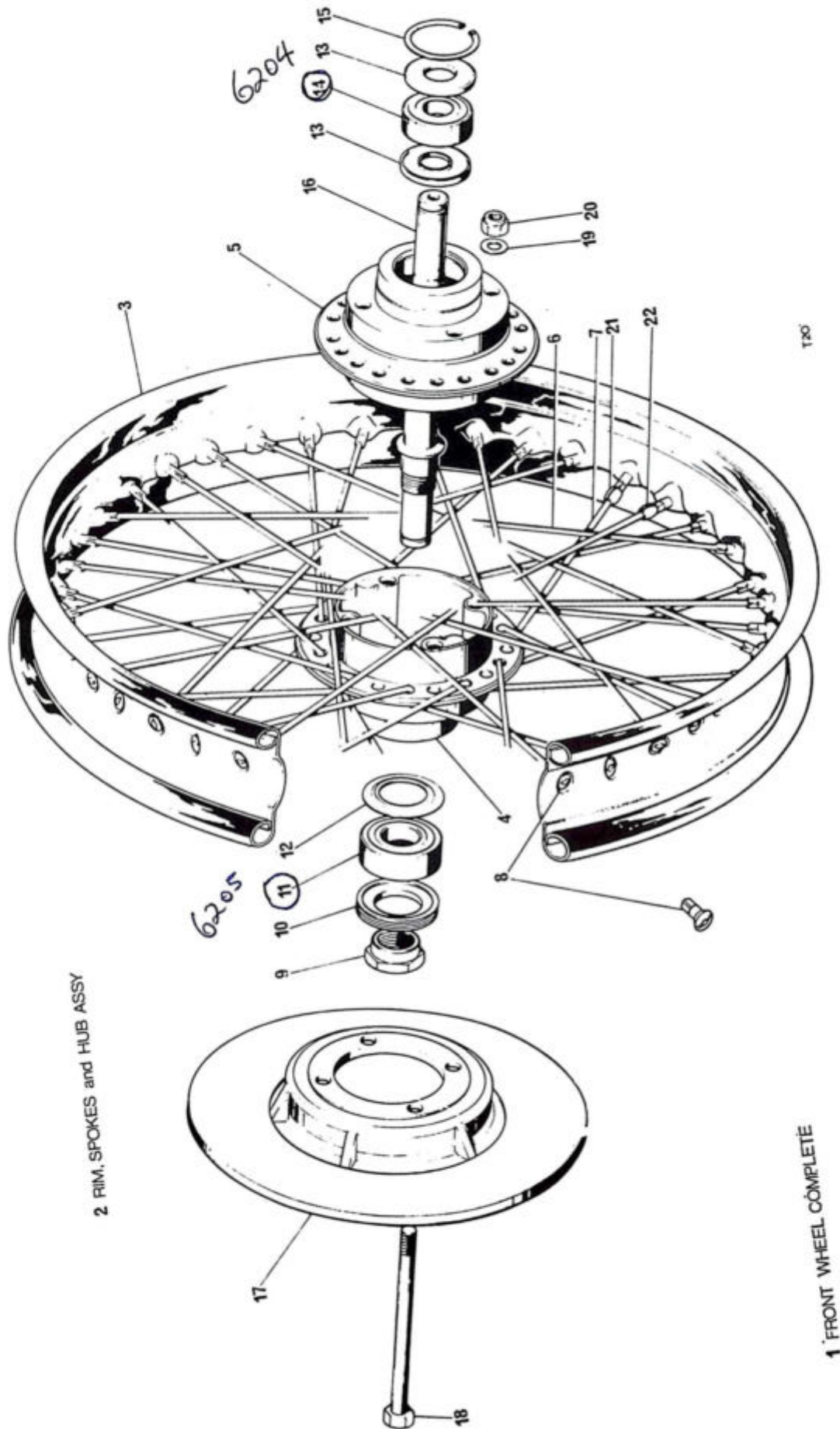


FIG. 22. FRONT WHEEL

| Ref. No.           | Part No. | DESCRIPTION  | QUANTITY | REMARKS     |
|--------------------|----------|--|----------|-------------|
| <b>FRONT WHEEL</b> |          |  |          |             |
| 1                  | 37-4141  | Front wheel—assembly                                     | 1        |             |
| 2                  | 37-4305  | Rim, spokes, and hub—assembly                            | 1        |             |
| 3                  | 37-4129  | Rim  | 1        |             |
| 4                  | 37-4126  | Hub—L.H.   | 1        |             |
| 5                  | 37-4127  | Hub—R.H.   | 1        |             |
| 6                  | 37-4131  | Spoke—outer, R.H. and L.H.                               | 20       |             |
| 7                  | 37-4303  | Spoke—inner, R.H. and L.H.                               | 20       |             |
| 8                  | 37-2294  | Nipple—spoke   | 40       |             |
| 9                  | 37-4133  | Locknut—L.H. bearing                                     | 1        |             |
| 10                 | 37-4134  | Lockring—L.H. bearing                                    | 1        |             |
| 11                 | 57-1070  | Bearing—L.H.   | 1        |             |
| 12                 | 37-4135  | Grease retainer—L.H. bearing                             | 1        |             |
| 13                 | 37-1237  | Dust cover—R.H. bearing                                  | 2        |             |
| 14                 | 37-0653  | Bearing—R.H.   | 1        |             |
| 15                 | 57-0280  | Circlip—R.H. bearing                                     | 1        |             |
| 16                 | 37-4132  | Spindle  | 1        |             |
| 17                 | 37-4275  | Disc   | 1        |             |
| 18                 | 21-2207  | Bolt—disc. to hub ( $\frac{3}{8}$ " U.N.F. · 4·56" U.H.) | 4        |             |
| 19                 | 70-8770  | Washer—disc. bolt (.390"·.625"·.064")                    | 8        |             |
| 20                 | 14-1903  | Nut—disc. bolt ( $\frac{3}{8}$ " U.N.F., self-locking)   | 4        |             |
| 21                 | 37-3969  | Balance weight—short                                     |          | As required |
| 22                 | 37-3970  | Balance weight—long                                      |          | As required |

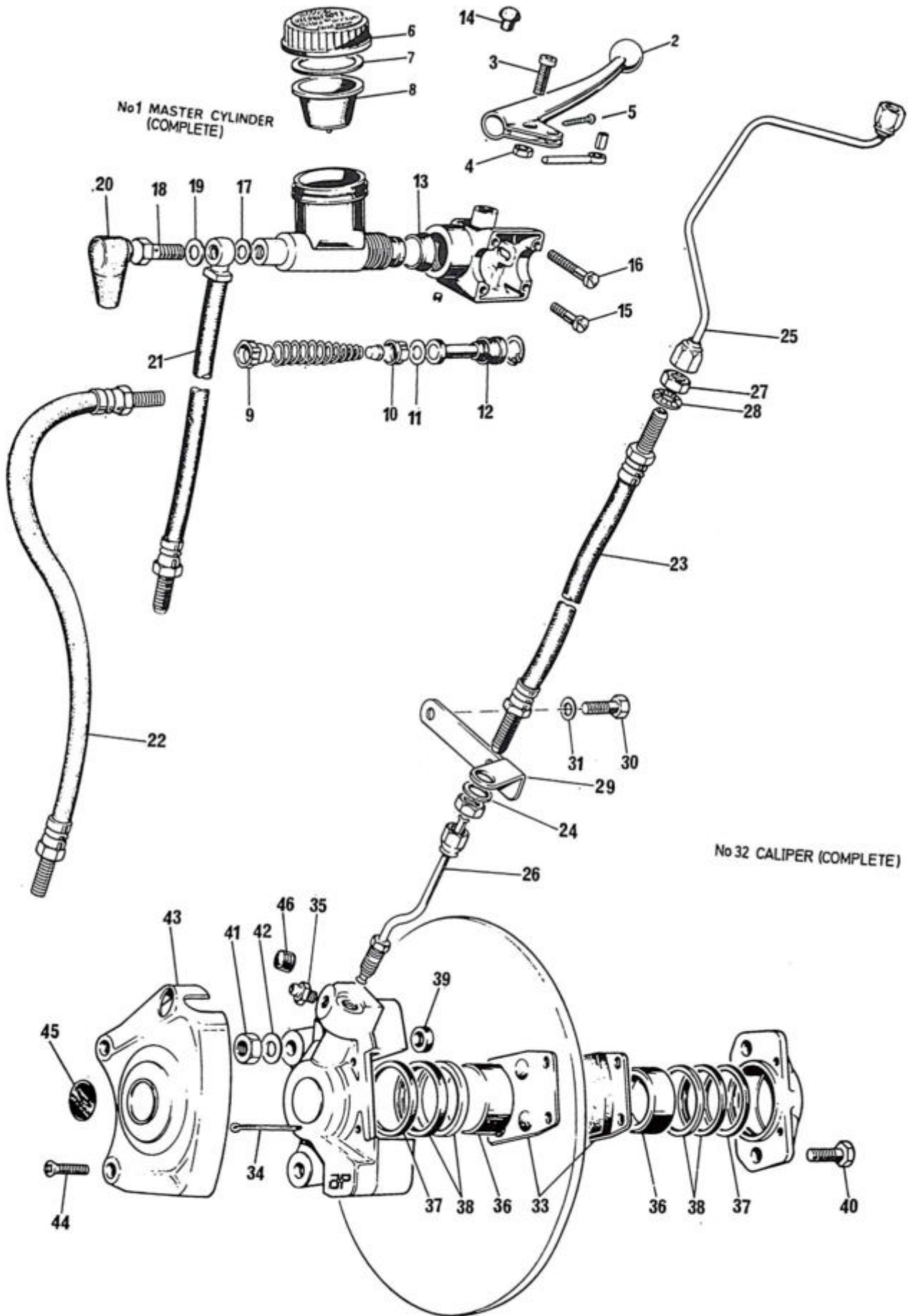
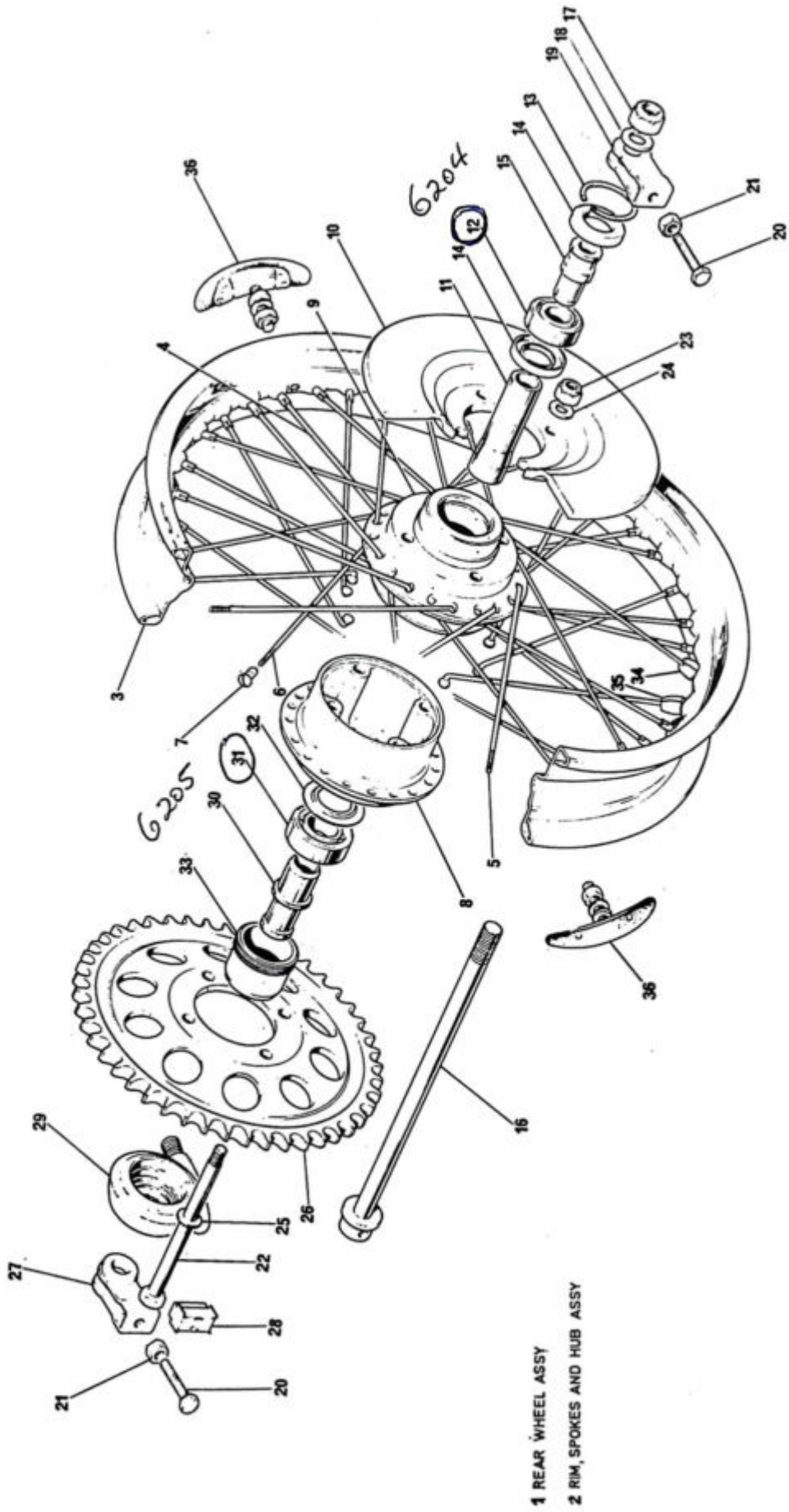


Fig. 23. FRONT BRAKE

| Ref. No.           | Triumph Part No. | Makers Part No. | DESCRIPTION  | QUANTITY | REMARKS  |
|--------------------|------------------|-----------------|--|----------|--|
| <b>FRONT BRAKE</b> |                  |                 |  |          |  |
| 1                  | 60-4102          | 4222-979        | Master cylinder ... ..   | 1        |  |
| 2                  | 97-4391          |                 | Brake lever ... ..   | 1        |  |
| 3                  | 21-2191          |                 | Screw—brake lever pivot ( $\frac{1}{4}$ " U.N.F. $\times$ 1-12 U.H.)             | 1        |  |
| 4                  | 14-1201          |                 | Nut—pivot screw ( $\frac{1}{2}$ " U.N.F., self-locking) ...                      | 1        |  |
| 5                  | 21-1998          |                 | Screw—stop switch to lever body ... ..   | 1        |  |
| 6                  | 99-2751          | 3847—240        | Cap ... ..   | 1        |  |
| 7                  | 60-4328          |                 | Washer—cap ... ..  | 1        |  |
| 8                  | 99-2752          | 3818—747        | *Diaphragm ... ..  | 1        | * Available as a sep-                            |
| 9                  | 99-2754          | 4312—318        | *Trap valve ... ..   | 1        | arate service kit                                |
| 10                 | 99-2757          | 3842—424        | *Primary cup ... ..  | 1        | No. 99-2768                                      |
| 11                 | 99-2758          | 106418          | *Piston washer ... ..  | 1        |  |
| 12                 | 99-2760          | 3871-495        | *Secondary ... ..  | 1        |  |
| 13                 | 99-2762          | 3811-420        | *Rubber boot ... ..  | 1        |  |
| 14                 | 70-7573          |                 | Plug—brake lever ... ..  | 1        |  |
| 15                 | 21-2192          |                 | Screw, short—lever body to switches (No. 10 $\times$ .88" U.H.)                  | 2        |  |
| 16                 | 21-2194          |                 | Screw, long—lever body to switches (No. 10 $\times$ 1-88 U.H.)                   | 2        |  |
| 17                 | 60-4182          | KL44516         | Sealing washer—banjo bolt ... ..   | 1        |  |
| 18                 | 60-4183          | 30420           | Banjo bolt—master cylinder ... ..  | 1        | } N. America<br>only                             |
| 19                 | 60-4184          | KL44518         | Sealing washer—banjo bolt ... ..   | 1        |  |
| 20                 | 60-4186          | 3817/810        | Rubber boot—master cylinder ... ..   | 1        |  |
| 21                 | 60-4518          | KL58504cs       | Hose—master cylinder to top yoke ... ..  | 1        | } Except N. America                              |
| 22                 | 60-4177          | KL10007cs       | Hose—master cylinder to top yoke <b>LOW BARS</b> ...                             | 1        |  |
| 23                 | 60-4175          | KL56612cs       | Hose—lower yoke to fork bracket ... ..   | 1        |  |
| 24                 | 97-1708          |                 | Washer—hose, lower yoke to fork bracket... ..                                    | 1        |  |
| 25                 | 60-4338          | ZT2200N         | Pipe—top yoke to bottom yoke (includes nuts) ...                                 | 1        |  |
| 26                 | 60-4178          | ZTA2070N        | Pipe—caliper to hose (includes nuts) ... ..                                      | 1        |  |
| 27                 | 60-4180          | K24103          | Locknut ... ..   | 3        |  |
| 28                 | 70-2288          |                 | Lockwasher, for nut ... ..   | 3        |  |
| 29                 | 97-5055          |                 | Bracket—pipe support ... ..  | 1        |  |
| 30                 | 14-0103          |                 | Bolt—bracket to fork ( $\frac{1}{4}$ " U.N.F. $\times$ $\frac{3}{4}$ " U.H.) ... | 2        | } Also appears on<br>page 75.                    |
| 31                 | 60-2427          |                 | Washer—bracket bolt ... ..   | 2        |  |
| 32                 | 60-4101          | 4823—432        | Caliper ... ..   | 1        | } †Service kit<br>available, part<br>No. 99-2769 |
| 33                 |                  | 4741—537        | † Brake pad ... ..   | 1        |  |
| 34                 |                  | K19866cp        | † Retaining pin ... ..   | 1        |  |
| 35                 |                  | 28696           | Bleed nipple ... ..  | 1        |  |
| 36                 | 99-2765          | 3275-428        | Piston ... ..  | 2        |  |
| 37                 | 99-2766          | 96498           | Fluid seal ... ..  | 2        |  |
| 38                 | 99-2767          | SSB72075        | Retainer ... ..  | 4        |  |
| 39                 |                  | 102799          | Fluid seal ... ..  | 2        |  |
| 40                 |                  | 3437-307        | Bolt ... ..  | 2        |  |
| 41                 | 14-1303          |                 | Nut, caliper to outer member ( $\frac{3}{8}$ " U.N.F. self-locking)              | 2        |  |
| 42                 | 60-2331          |                 | Washer, for nut (.395"—.750"—.048") ... ..                                       | 2        |  |
| 43                 | 37-4263          |                 | Cover, caliper ... ..  | 1        |  |
| 44                 | 21-2335          |                 | Screw—cover attachment (No. 6 $\times$ 32 U.N.C.) ...                            | 2        | c.sunk head                                      |
| 45                 | 60-4156          |                 | Decal—caliper cover ... ..   | 1        |  |
| 46                 | 60-4266          | 363400          | Cover—bleed nipple ... ..  | 1        |  |



**Fig. 24. REAR WHEEL**

| Ref. No.          | Part No. | DESCRIPTION  | QUANTITY | REMARKS     |
|-------------------|----------|--|----------|-------------|
| <b>REAR WHEEL</b> |          |  |          |             |
| 1                 | 37-4252  | Rear wheel assembly ... ..   | 1        |             |
| 2                 | 37-4254  | Rim, spokes, and hub assembly ... ..   | 1        |             |
| 3                 | 37-4243  | Rim—W.M.3—19 ... ..  | 1        |             |
| 4                 | 37-4303  | Spoke, inner—R.H. and L.H. ... ..  | 20       |             |
| 5                 | 37-4270  | Spoke, outer—R.H. ... ..   | 10       |             |
| 6                 | 37-4244  | Spoke, outer—L.H. ... ..   | 10       |             |
| 7                 | 37-2294  | Nipple ... ..  | 40       |             |
| 8                 | 37-4206  | Hub—L.H. half ... ..   | 1        |             |
| 9                 | 37-4208  | Hub—R.H. half ... ..   | 1        |             |
| 10                | 37-4275  | Disc ... ..  | 1        |             |
| 11                | 37-4214  | Inner sleeve ... ..  | 1        |             |
| 12                | 37-0653  | Bearing—R.H. ... ..  | 1        |             |
| 13                | 57-0280  | Circlip—R.H. bearing ... ..  | 1        |             |
| 14                | 37-4236  | Dust cap—R.H. bearing ... ..   | 2        |             |
| 15                | 37-4217  | Spacer, inner—R.H. ... ..  | 1        |             |
| 16                | 37-4261  | Spindle ... ..   | 1        |             |
| 17                | 14-1307  | Nut—wheel spindle ( $\frac{5}{8}$ " U.N.F. self-locking) ... ..                      | 1        |             |
| 18                | 83-2266  | Washer—wheel spindle nut (.656"—1.000"—.092") ... ..                                 | 1        |             |
| 19                | 37-4259  | Adjuster—chain, R.H. ... ..  | 1        |             |
| 20                | 14-0107  | Screw—chain adjuster ( $\frac{1}{4}$ " U.N.F. $\times$ $1\frac{1}{2}$ " U.H.) ... .. | 2        |             |
| 21                | 14-0301  | Nut—chain adjuster screw ( $\frac{1}{4}$ " U.N.F.) ... ..                            | 2        |             |
| 22                | 37-4272  | Bolt—disc to sprocket ... ..   | 4        |             |
| 23                | 14-1903  | Nut—disc/sprocket bolt ( $\frac{3}{8}$ " U.N.F. self-locking) ... ..                 | 4        |             |
| 24                | 70-8770  | Washer—disc/sprocket nut (.390"—.625"—.064") ... ..                                  | 4        |             |
| 25                | 71-4045  | Washer—disc/sprocket bolt (.445"—.687"—.032") ... ..                                 | 4        |             |
| 26                | 37-4209  | Sprocket—50 teeth ... ..   | 1        |             |
| 27                | 37-4362  | Adjuster—chain L.H.... ... ..  | 1        |             |
| 28                | 83-5870  | Adjuster plate—assembly, L.H. ... ..   | 1        |             |
| 29                | 60-4403  | Speedometer drive unit (Smith's BG 5333/164) ... ..                                  | 1        |             |
| 30                | 37-4213  | Spacer—hub/speedometer drive unit ... ..   | 1        |             |
| 31                | 57-1070  | Bearing—L.H.... ... ..   | 1        |             |
| 32                | 37-4135  | Grease retainer—L.H. bearing ... ..  | 1        |             |
| 33                | 37-4215  | Driving ring—speedometer unit ... ..   | 1        |             |
| 34                | 37-3969  | Balance weight—short ... ..  |          | As required |
| 35                | 37-3970  | Balance weight—long ... ..   |          | As required |
| 36                | 37-3468  | Security bolt ... ..   | 2        |             |

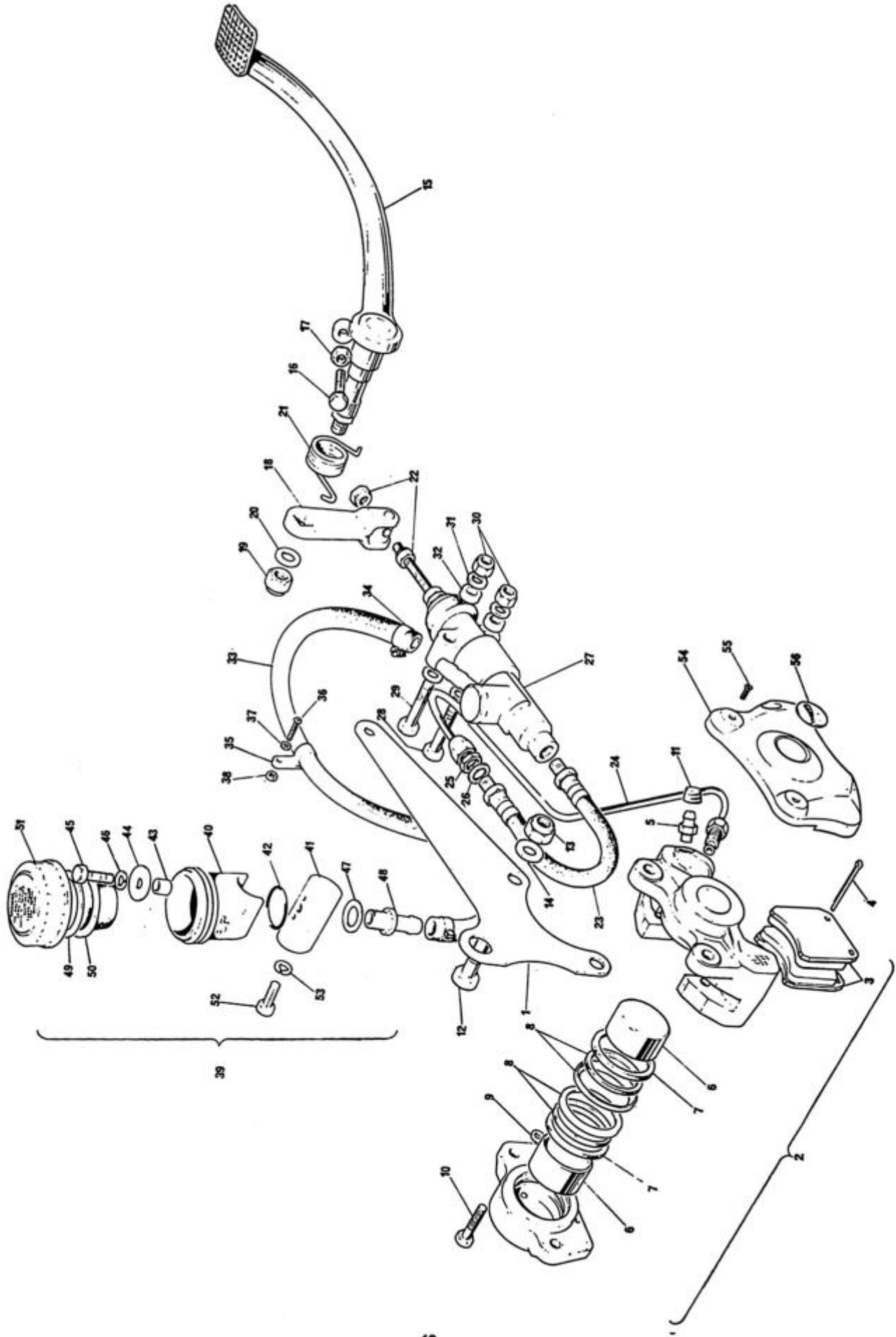


FIG. 25. REAR BRAKE

| Ref. No.          | Triumph Part No. | Makers Part No. | DESCRIPTION  | QUANTITY | REMARKS          |
|-------------------|------------------|-----------------|--|----------|------------------|
| <b>REAR BRAKE</b> |                  |                 |  |          |                  |
| 1                 | 83-5230          |                 | Anchor plate ... ..  | 1        |                  |
| 2                 | 60-4101          | 4823—432        | Caliper ... ..   | 1        |                  |
| 3                 |                  | 4741-570        | *Brake pad ... ..  | 2        | *Available as a  |
| 4                 |                  | K19866c.p       | *Retaining pin ... ..  | 2        | Service kit      |
| 5                 |                  | 28696           | Bleed nipple ... ..  | 1        | No. 99-2769      |
| 6                 | 99-2765          | 3275-428        | Piston ... ..  | 2        |                  |
| 7                 | 99-2766          | 96498           | Fluid seal ... ..  | 2        |                  |
| 8                 | 99-2767          | SSB72075        | Retainer ... ..  | 2        |                  |
| 9                 |                  | 102799          | Fluid seal ... ..  | 1        |                  |
| 10                |                  | 3437-307        | Bolt ... ..  | 2        |                  |
| 11                | 60-4266          | 363400          | Cover—bleed nipple ... ..  | 1        |                  |
| 12                | 21-2330          |                 | Bolt—caliper to anchor plate ( $\frac{3}{8}$ " U.N.F. $\times$ $1\frac{3}{8}$ " U.H.)    | 2        |                  |
| 13                | 14-1203          |                 | Nut—caliper/anchor plate bolt ( $\frac{3}{8}$ " U.N.F. self-locking)                     | 2        |                  |
| 14                | 60-2340          |                 | Washer—caliper/anchor plate bolt (-390"—875"—072")                                       | 2        |                  |
| 15                | 83-5704          |                 | Brake pedal ... ..   | 1        |                  |
| 16                | 14-0103          |                 | Screw, adjuster—stop lite ( $\frac{1}{4}$ " U.N.F. $\times$ $\frac{3}{4}$ " U.H.)        | 1        |                  |
| 17                | 14-0401          |                 | Nut—adjuster screw ( $\frac{1}{4}$ " U.N.F.)   | 1        |                  |
| 18                | 83-5401          |                 | Brake lever—pinch rod ... ..   | 1        |                  |
| 19                | 14-1303          |                 | Nut—brake lever/pedal ( $\frac{3}{8}$ " U.N.F. self-locking)                             | 1        |                  |
| 20                | 60-2322          |                 | Washer, for nut (-395"—750"—072")  | 1        |                  |
| 21                | 83-5366          |                 | Spring, return—brake pedal ... ..  | 1        |                  |
| 22                | 21-2243          |                 | Nut, adjuster—push rod ( $\frac{5}{16}$ " U.N.F.)  | 2        | Shouldered       |
| 23                | 60-4414          | KL100001cs      | Hose—master cylinder to pipe ... ..  | 1        |                  |
| 24                | 60-4415          | ZTA2201N        | Pipe—hose to caliper ... ..  | 1        |                  |
| 25                | 60-4180          | K24103          | Nut—hose to eyebolt ... ..   | 1        |                  |
| 26                | 70-2288          | K19407          | Washer, serrated—hose to eyebolt ... ..  | 1        |                  |
| 27                | 60-4401          | 4211-127†       | Master cylinder—complete ... ..  | 1        | †Service kit     |
| 28                | 14-0120          |                 | Bolt—master cylinder to frame ( $\frac{5}{16}$ " U.N.F. $\times$ $2\frac{1}{4}$ " U.H.)  | 1        | available        |
| 29                | 14-0121          |                 | Bolt—master cylinder to frame ( $\frac{5}{16}$ " U.N.F. $\times$ $2\frac{1}{2}$ " U.H.)  | 1        | Part No. 19-4700 |
| 30                | 14-1302          |                 | Nut—master cylinder/frame bolt ( $\frac{5}{16}$ " U.N.F. self-locking)                   | 2        |                  |
| 31                | 60-2330          |                 | Washer, for nut—(-333"—625"—040")  | 4        |                  |
| 32                | 82-9092          |                 | Spacer—master cylinder to frame ... ..   | 2        |                  |
| 33                | 60-4409          | 9206-2050       | Hose—reservoir to master cylinder ... ..   | 1        |                  |
| 34                | 60-4580          |                 | Clip—hose ... ..   | 2        |                  |
| 35                | 60-4581          |                 | Clip—hose, P type ... ..   | 2        |                  |
| 36                | 21-2332          |                 | Screw—'P' clip (No. 6—40 U.N.F. $\nearrow$ $\frac{1}{2}$ " U.H.)                         | 2        |                  |
| 37                | 60-4584          |                 | Washer, serrated—'P' clip screw ... ..   | 2        |                  |
| 38                | 21-2333          |                 | Nut—'P' clip screw (No. 6—40 U.N.F.)   | 2        |                  |
| 39                | 83-5465          |                 | Reservoir—assembly ... ..  | 1        |                  |
| 40                | 60-4397          | 3251/796        | Body—reservoir ... ..  | 1        |                  |
| 41                | 83-5466          |                 | Mounting—reservoir ... ..  | 1        |                  |
| 42                | 60-4374          | 3855/814        | 'O' ring ... ..  | 1        |                  |
| 43                | 60-4398          | 3517/221        | Distance piece ... ..  | 1        |                  |
| 44                | 60-4399          | 3512/305        | Washer, plain ... ..   | 1        |                  |
| 45                | 14-0102          |                 | Bolt—body to mounting ( $\frac{1}{4}$ " U.N.F. $\nearrow$ $\frac{5}{8}$ " U.H.)          | 1        |                  |
| 46                | 60-2427          |                 | Washer, spring—for bolt ... ..   | 1        |                  |
| 47                | 60-4597          |                 | Washer, sealing ... ..   | 1        |                  |
| 48                | 83-5467          |                 | Outlet stub ... ..   | 1        |                  |
| 49                | 60-4328          |                 | Washer—paper ... ..  | 1        |                  |
| 50                | 60-4366          | 3818—747        | Diaphragm ... ..   | 1        |                  |
| 51                | 60-4365          | 3847-240        | Filler cap ... ..  | 1        |                  |
| 52                | 14-0102          |                 | Bolt—mounting to battery carrier ( $\frac{1}{4}$ " U.N.F. $\times$ $\frac{5}{8}$ " U.H.) | 1        |                  |
| 53                | 60-2427          |                 | Washer, spring—for bolt ... ..   | 1        |                  |
| 54                | 37-4263          |                 | Cover—caliper ... ..   | 1        |                  |
| 55                | 21-2335          |                 | Screw—caliper cover (No. 6 $\times$ 32 U.N.C.)   | 2        | Countersunk head |
| 56                | 60-4156          |                 | Decal—caliper cover ... ..   | 1        |                  |



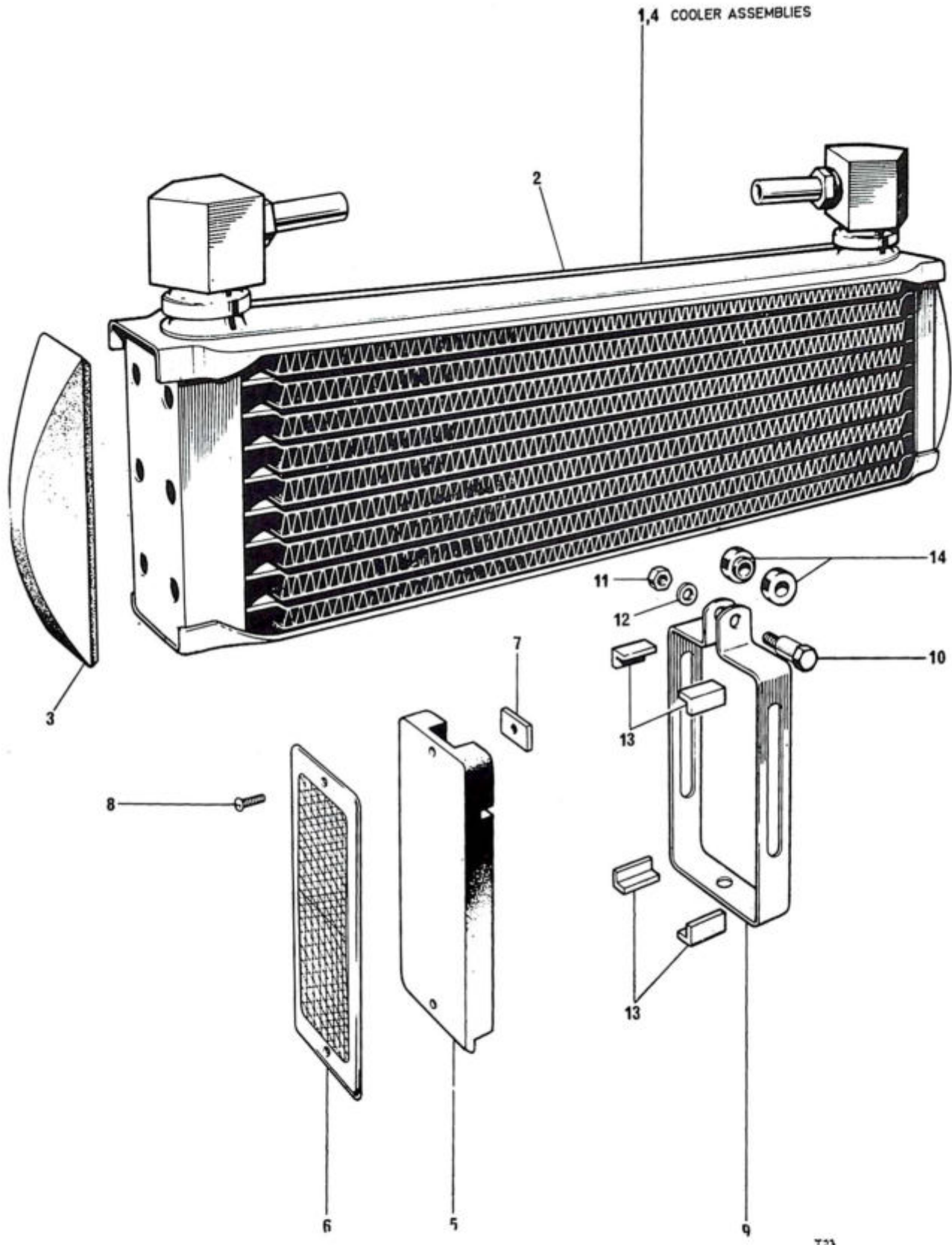


Fig. 26. OIL COOLER

Ref. No. Part No. DESCRIPTION QUANTITY REMARKS

**OIL COOLER**

| Ref. No. | Part No. | DESCRIPTION   | QUANTITY | REMARKS              |
|----------|----------|---|----------|----------------------|
| 1        | 83-5863  | Oil cooler—assembly                                 | 1        | } Not North America  |
| 2        | 83-5864  | Oil cooler  | 1        |                      |
| 3        | 83-5860  | End cap—styling...                                  | 2        |                      |
| 4        | 83-5869  | Oil cooler—assembly                                 | 1        | } North America only |
| 2        | 83-5864  | Oil cooler  | 1        |                      |
| 5        | 82-9907  | Reflector mounting rubber assembly                  | 2        |                      |
| 6        | 60-1990  | Reflector, reflex—amber. (Lucas RER. 22-57610)      | 2        |                      |
| 7        | 82-9573  | Nut—reflector securing                              | 4        |                      |
| 8        | 21-1940  | Screw—securing nut (4 B.A. × $\frac{9}{16}$ " U.H.) | 4        |                      |
| 9        | 82-9317  | Support strap                                       | 2        |                      |
| 10       | 82-9323  | Bolt, clamp—support strap                           | 2        |                      |
| 11       | 82-4717  | Nut—clamp bolt (2BA)                                | 2        |                      |
| 12       | 70-2351  | Washer—clamp bolt (.203"—.375"—.036")               | 2        |                      |
| 13       | 82-9322  | Rubber packing—corner                               | 8        |                      |
| 14       | 82-9321  | Rubber bush   | 4        |                      |

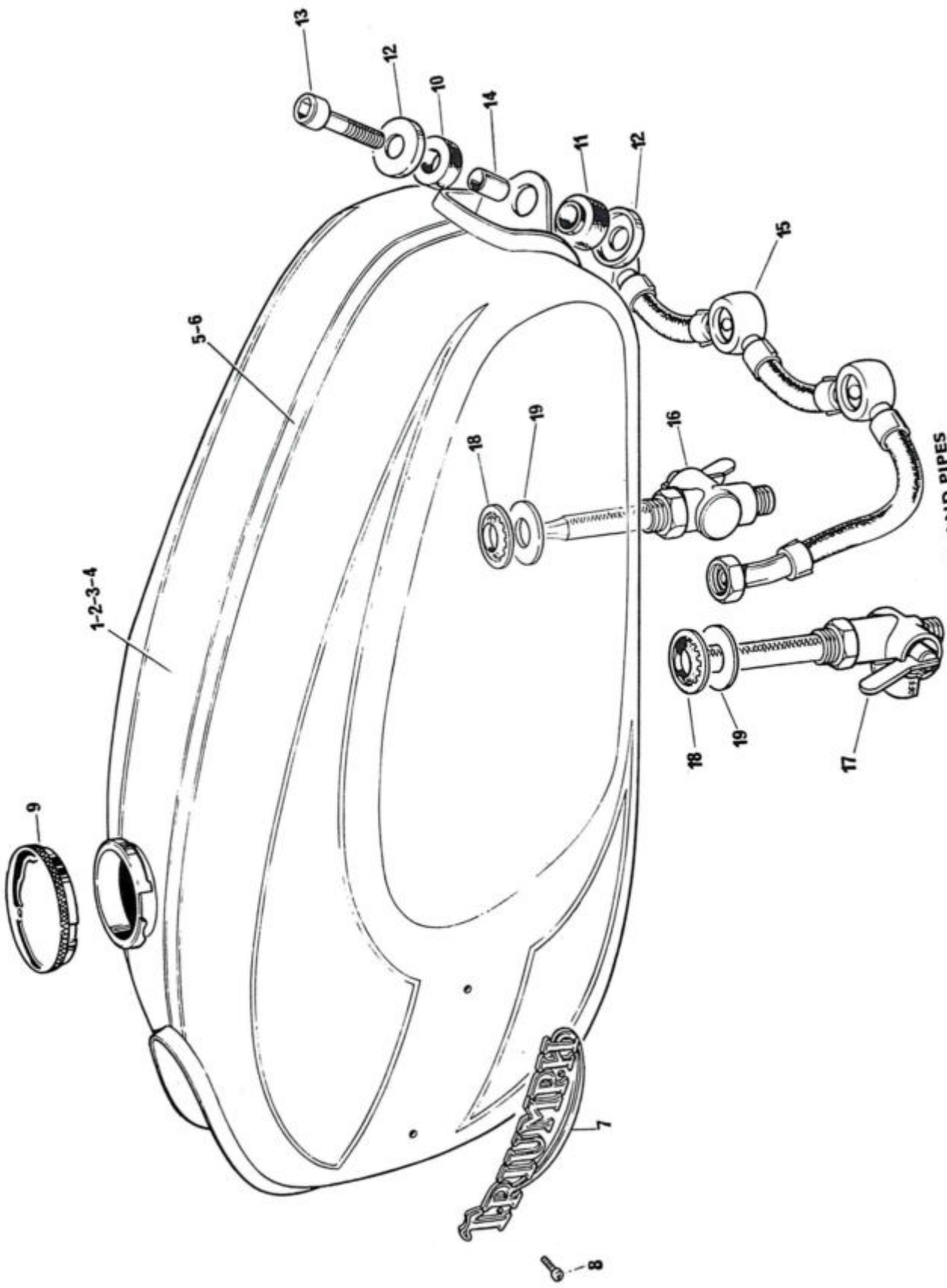


Fig. 27. GAS TANK AND PIPES

| Ref. No. | Part No. | DESCRIPTION | QUANTITY | REMARKS |
|----------|----------|-------------|----------|---------|
|----------|----------|-------------|----------|---------|

**GAS TANK AND PIPES**

|    |         |  |    |             |
|----|---------|--|----|-------------|
| 1  | 83-5393 | Gas tank (2½ gallons) ... ..                             | *A |             |
| 2  | 83-5806 | Gas tank (4½ gallons) ... ..                             | *A |             |
| 3  | 83-5848 | Gas tank (2½ gallons) ... ..                             | *A |             |
| 4  | 83-5847 | Gas tank (4½ gallons) ... ..                             | *A |             |
| 5  | 60-4574 | Center decal (4½ gallon tank)... ..                      | *A |             |
| 6  | 60-4575 | Center decal (2½ gallon tank) ... ..                     | *A |             |
| 7  | 83-5361 | Badge—"Triumph" ... ..                                   | 2  |             |
| 8  | 21-2064 | Screw—badge to tank (No. 8 × 32 U.N.C. × ⅜" U.H.) ... .. | 4  |             |
| 9  | 83-3875 | Filler cap—with joint washer ... ..                      | 1  |             |
| 10 | 83-5617 | Rubber washer—plain ... ..                               | 1  |             |
| 11 | 83-5618 | Rubber washer—spigotted ... ..                           | 1  |             |
| 12 | 83-5616 | Cup—for rubber ... ..                                    | 2  |             |
| 13 | 14-1022 | Screw—tank mounting ... ..                               | 1  | Socket head |
| 14 | 83-5610 | Spacer tube ... ..                                       | 1  |             |
| 15 | 82-9436 | Gas pipe-line—assembly ... ..                            | 1  |             |
| 16 | 60-4511 | Gas tap—main ... ..                                      | 1  |             |
| 17 | 60-4512 | Gas tap—reserve ... ..                                   | 1  |             |
| 18 | 70-7351 | Washer, sealing—gas tap ... ..                           | 2  |             |
| 19 | 83-0002 | Washer, plain—gas tap ... ..                             | 2  |             |

**Colors**

83-5393 and 83-5806

White, with yellow panels & gold lining

83-5847 and 83-5848

Bergundy red, with white panels & gold lining

\*The symbol 'A' indicates that these items are alternative fitments, and the capacity of the tank as fitted to the machine should be checked before ordering .

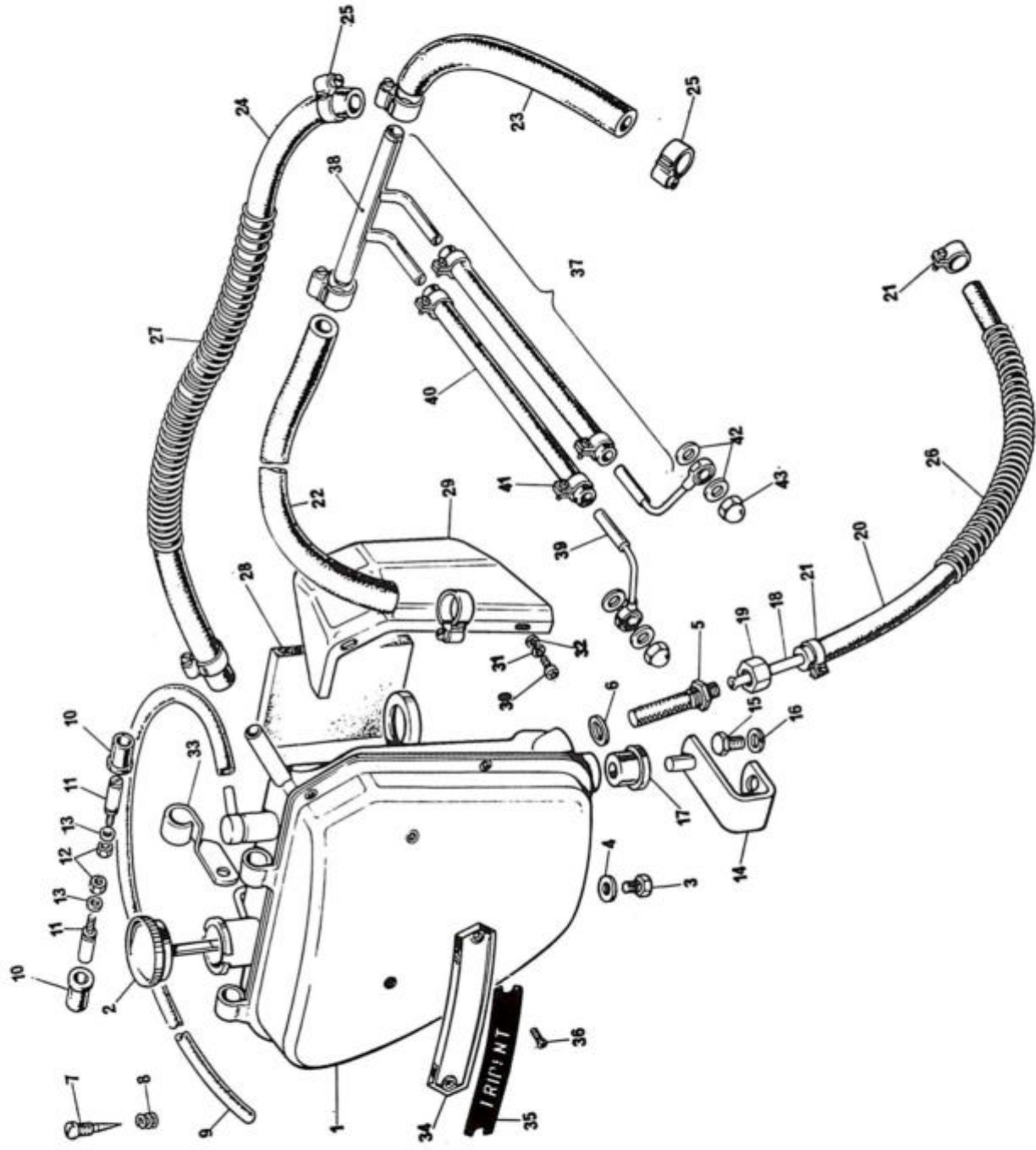
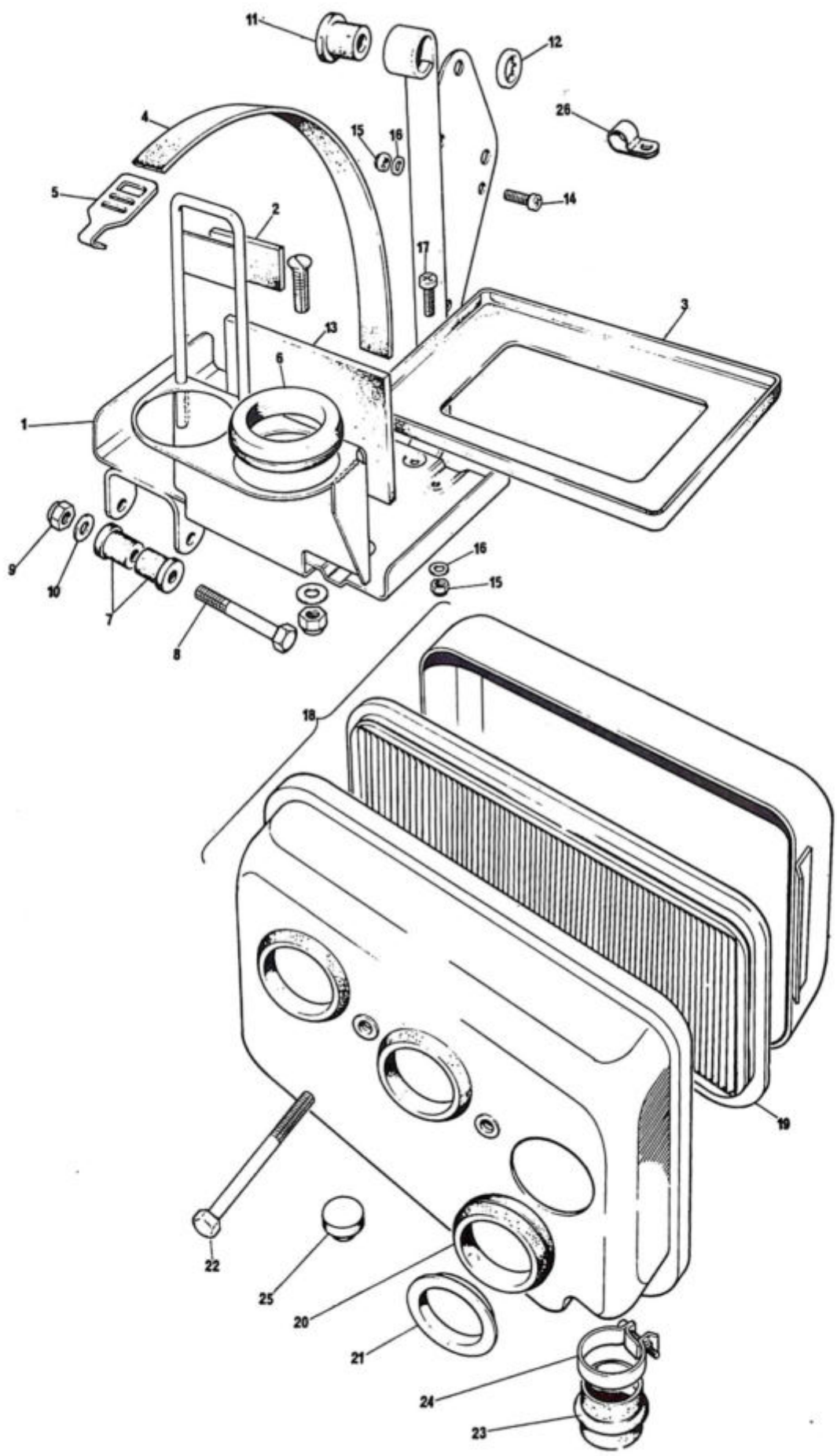


Fig. 28. OIL TANKS AND PIPE LINES

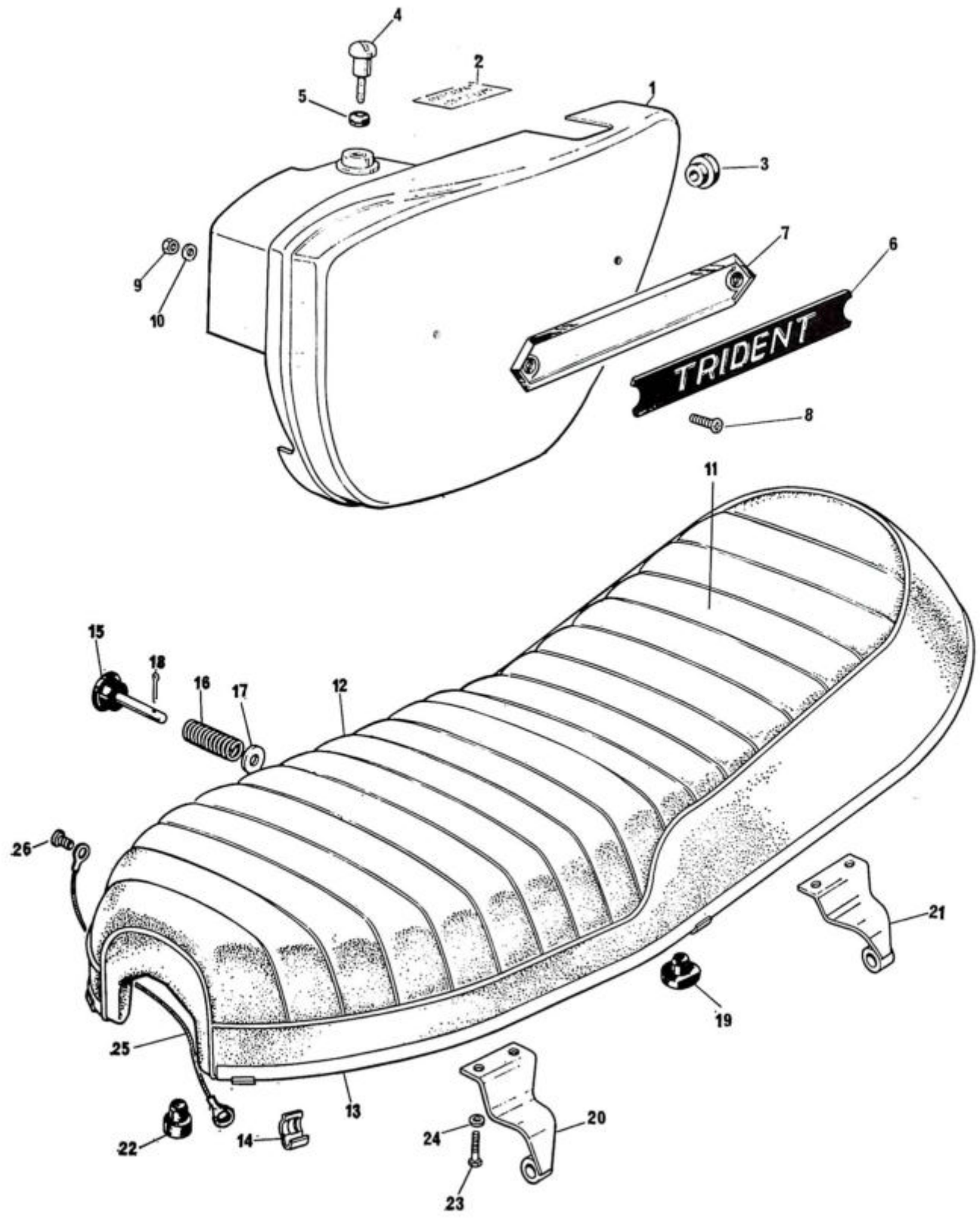
| Ref. No.                       | Part No. | DESCRIPTION   | QUANTITY | REMARKS   |
|--------------------------------|----------|---|----------|-----------|
| <b>OIL TANK AND PIPE LINES</b> |          |   |          |           |
| 1                              | 83-4984  | Oil tank ... ..   | 1        |           |
| 2                              | 82-9659  | Fillar cap ... ..   | 1        |           |
| 3                              | 82-5343  | Drain plug ... ..   | 1        |           |
| 4                              | 60-4262  | Washer—drain plug (.386"—.625"—.062") Fiber   | 1        |           |
| 5                              | 83-5892  | Filter—assembly ... ..  | 1        |           |
| 6                              | 82-1713  | Washer—filter ... ..  | 1        |           |
| 7                              | 82-9435  | Metering screw—chain oiler ... ..   | 1        |           |
| 8                              | 82-6874  | Spring—metering screw ... ..  | 1        |           |
| 9                              | 82-9664  | Extension pipe, flexible—froth tower ... ..   | 1        |           |
| 10                             | 82-6673  | Rubber, front and rear—oil tank to frame ... ..                                       | 2        |           |
| 11                             | 82-7510  | Peg—oil tank to frame ... ..  | 2        |           |
| 12                             | 14-1301  | Nut—for peg ( $\frac{1}{4}$ " U.N.F., self-locking) ... ..                            | 2        |           |
| 13                             | 60-4248  | Washer—peg nut (.265"—.469"—.064") ... ..   | 2        |           |
| 14                             | 83-5276  | Bracket—tank to mounting, bottom ... ..   | 1        |           |
| 15                             | 21-1822  | Bolt—mounting bracket ( $\frac{5}{16}$ " U.N.F. $\times$ $\frac{1}{2}$ " U.H.) ... .. | 1        |           |
| 16                             | 60-4260  | Washer, spring—mounting bracket bolt (.328"—.562"—.064") ...                          | 1        |           |
| 17                             | 82-6039  | Grommet—mounting bracket ... ..   | 1        |           |
| 18                             | 83-5890  | Feed pipe—top half ... ..   | 1        |           |
| 19                             | 83-5891  | Nut—feed pipe union ... ..  | 1        |           |
| 20                             | 70-8904  | Feed pipe, flexible—tank to engine ... ..   | 1        |           |
| 21                             | 70-6848  | Clip, feed pipe—tank and engine ... ..  | 2        |           |
| 22                             | 71-3785  | Return pipe, flexible—engine to rocker feed (40" long) ... ..                         | 1        |           |
| 23                             | 71-3786  | Pipe, flexible—rocker feed to oil cooler (9 $\frac{1}{2}$ " long) ... ..              | 1        |           |
| 24                             | 83-5390  | Pipe, flexible—cooler to tank (27 $\frac{3}{4}$ " long) ... ..                        | 1        |           |
| 25                             | 60-0702  | Clip—flexible pipes ... ..  | 6        | Worm type |
| 26                             | 82-9530  | Protection spring—feed pipe ... ..  | 1        |           |
| 27                             | 82-9531  | Protection spring—return pipe ... ..  | 1        |           |
| 28                             | 83-5015  | Battery pad—oil tank ... ..   | 1        |           |
| 29                             | 83-5362  | Styling cover—oil tank ... ..   | 1        |           |
| 30                             | 21-2326  | Screw—styling cover—(No. 10 $\times$ 32 U.N.F. $\times$ $\frac{1}{2}$ " U.H.) ... ..  | 2        |           |
| 31                             | 60-2416  | Washer, spring—styling cover screw (.202"—.330"—.064") ... ..                         | 2        |           |
| 32                             | 60-2391  | Washer, plain—styling cover screw (.202"—.390"—.032") ... ..                          | 2        |           |
| 33                             | 83-1549  | Clip—choke control junction block ... ..  | 1        |           |
| 34                             | 60-4427  | Name plate ... ..   | 1        |           |
| 35                             | 60-4569  | Name motif—"Trident" ... ..   | 1        |           |
| 36                             | 82-4129  | Screw—nameplate (2 B.A. $\times$ $\frac{1}{2}$ " U.H.) ... ..                         | 2        |           |
| 37                             | 71-4181  | Rocker oil pipe—assembly ... ..   | 1        |           |
| 38                             | 71-4182  | Rocker oil pipe—engine to cooler ... ..   | 1        |           |
| 39                             | 71-4185  | Rocker oil pipe—spindle connection ... ..   | 2        |           |
| 40                             | 71-1175  | Connecting tube ... ..  | 2        |           |
| 41                             | 70-6848  | Clip—connecting tube ... ..   | 4        |           |
| 42                             | 70-1335  | Joint washer—banjo connection ... ..  | 4        |           |
| 43                             | 21-0550  | Nut, domed—banjo connection ... ..  | 2        |           |



**Fig. 29. BATTERY CARRIER AND FILTER**

| Ref. No.                              | Part No. | DESCRIPTION   | QUANTITY | REMARKS |
|---------------------------------------|----------|---|----------|---------|
| <b>BATTERY CARRIER AND AIR FILTER</b> |          |   |          |         |
| 1                                     | 83-4985  | Battery and coil carrier—assembly ... ..  | 1        |         |
| 2                                     | 83-5486  | Rubber pad—battery carrier, front... ..   | 1        |         |
| 3                                     | 83-2175  | Mat, for battery ... ..   | 1        |         |
| 4                                     | 82-9353  | Strap—battery retaining ... ..  | 1        |         |
| 5                                     | 83-5485  | Hook—battery strap ... ..   | 1        |         |
| 6                                     | 82-9561  | Grommet—coil mounting ... ..  | 3        |         |
| 7                                     | 82-6673  | Rubber bush—battery carrier bottom fixing ... ..  | 2        |         |
| 8                                     | 14-0223  | Bolt—carrier bottom fixing ( $\frac{5}{16}$ " U.N.F. $\times$ $2\frac{1}{2}$ " ) ... ..                 | 1        |         |
| 9                                     | 14-1302  | Nut—carrier bottom fixing bolt ( $\frac{5}{16}$ " U.N.F., self-locking) ... ..                          | 1        |         |
| 10                                    | 60-2321  | Washer, for nut ( $\cdot333$ " $\times$ $\cdot625$ " $\times$ $\cdot072$ " ) ... ..                     | 1        |         |
| 11                                    | 82-6673  | Rubber bush— battery carrier top fixing ... ..  | 1        |         |
| 12                                    | 82-8245  | Spring ring—carrier top fixing bush ... ..  | 1        |         |
| 13                                    | 83-5014  | Battery pad—coil tray ... ..  | 1        |         |
| 14                                    | 21-2079  | Screw—condenser, flasher unit, starter relay (No. 10—32 U.N.F. $\times$ $\frac{1}{2}$ " U.H.)           | 5        |         |
| 15                                    | 21-0778  | Nut—condenser, flasher, starter unit (No. 10 U.N.F., self-locking)                                      | 6        |         |
| 16                                    | 60-2391  | Washer, for nut ( $\cdot202$ "— $\cdot391$ "— $\cdot032$ " ) ... ..                                     | 6        |         |
| 17                                    | 21-2079  | Screw—starter relay (No. 10—32 U.N.F. $\times$ $\frac{1}{2}$ " U.H.)                                    | 1        |         |
| 18                                    | 83-5096  | Air filter/silencer—assembly ... ..   | 1        |         |
| 19                                    | 83-5092  | Filter—air cleaner ... ..   | 1        |         |
| 20                                    | 82-9562  | Grommet—air filter box ... ..   | 3        |         |
| 21                                    | 70-9586  | Sleeve—carburetor intake ... ..   | 3        |         |
| 22                                    | 14-0213  | Bolt—air filter/silencer to carburetor adaptor ( $\frac{1}{4}$ " U.N.F. $\times$ $3\frac{1}{2}$ " U.H.) | 2        |         |
| 23                                    | 83-5434  | Hose, breather—air filter box to crankcase ... ..   | 1        |         |
| 24                                    | 60-4433  | Clip—breather hose ... ..   | 2        |         |
| 25                                    | 82-7835  | Rubber buffer—air filter box support ... ..   | 1        |         |
| 26                                    | 83-5168  | Clip—electrical harness ... ..  | 1        |         |





**Fig. 30. SIDE PANEL AND TWINSEAT**

Ref. No. Part No. DESCRIPTION QUANTITY REMARKS

**SIDE PANEL AND TWINSEAT**

|    |         |   |     |     |       |     |     |   |
|----|---------|---|-----|-----|-------|-----|-----|---|
| 1  | 83-5690 | Side Panel, L.H.—assembly                         | ... | ... | ...   | ... | ... | 1 |
| 2  | 60-0052 | Decal—battery (positive earth)                    | ... | ... | ...   | ... | ... | 1 |
| 3  | 82-6673 | Rubber bush—panel rear fixing                     | ... | ... | ...   | ... | ... | 2 |
| 4  | 82-9445 | Release knob                                      | ... | ... | ...   | ... | ... | 1 |
| 5  | 60-3161 | Grommet—top fixing                                | ... | ... | ...   | ... | ... | 1 |
| 6  | 60-4569 | Name motif "Trident"                              | ... | ... | ...   | ... | ... | 1 |
| 7  | 60-4336 | Nameplate   | ... | ... | ...   | ... | ... | 1 |
| 8  | 82-4129 | Screw—nameplate (2 B.A. × ½" U.H.)                | ... | ... | ...   | ... | ... | 2 |
| 9  | 82-4717 | Nut—nameplate screw (2 B.A.)                      | ... | ... | ...   | ... | ... | 2 |
| 10 | 60-2391 | Washer, plain—nameplate screw (.202"—.390"—.032") | ... | ... | ...   | ... | ... | 2 |
| 11 | 83-5309 | Twinseat—complete                                 | ... | ... | ...   | ... | ... | 1 |
| 12 | 83-5378 | Cover only  | ... | ... | ...   | ... | ... | 1 |
| 13 | 60-0696 | Trim strip  | ... | ... | ...   | ... | ... | 1 |
| 14 | 60-0697 | Sprag—trim strip                                  | ... | ... | ..... | ... | ... | 4 |
| 15 | 82-7560 | Plunger—twinseat catch                            | ... | ... | ...   | ... | ... | 1 |
| 16 | 82-4228 | Spring—plunger                                    | ... | ... | ...   | ... | ... | 1 |
| 17 | 70-1719 | Washer—plunger spring (.328"—.531"—.016")         | ... | ... | ...   | ... | ... | 1 |
| 18 | 60-2720 | Split pin—plunger washer                          | ... | ... | ...   | ... | ... | 1 |
| 19 | 82-4898 | Buffer  | ... | ... | ...   | ... | ... | 2 |
| 20 | 82-8026 | Hinge, front                                      | ... | ... | ...   | ... | ... | 1 |
| 21 | 82-7862 | Hinge, rear                                       | ... | ... | ...   | ... | ... | 1 |
| 22 | 82-7835 | Buffer  | ... | ... | ...   | ... | ... | 2 |
| 23 | 14-0101 | Bolt—hinge (¼" U.N.F.—½" U.H.)                    | ... | ... | ...   | ... | ... | 4 |
| 24 | 60-4250 | Washer, spring—hinge bolt (.265"—.41"—.064")      | ... | ... | ...   | ... | ... | 4 |
| 25 | 60-2087 | Check wire  | ... | ... | ...   | ... | ... | 1 |
| 26 | 60-2381 | Screw—check wire terminal                         | ... | ... | ...   | ... | ... | 1 |

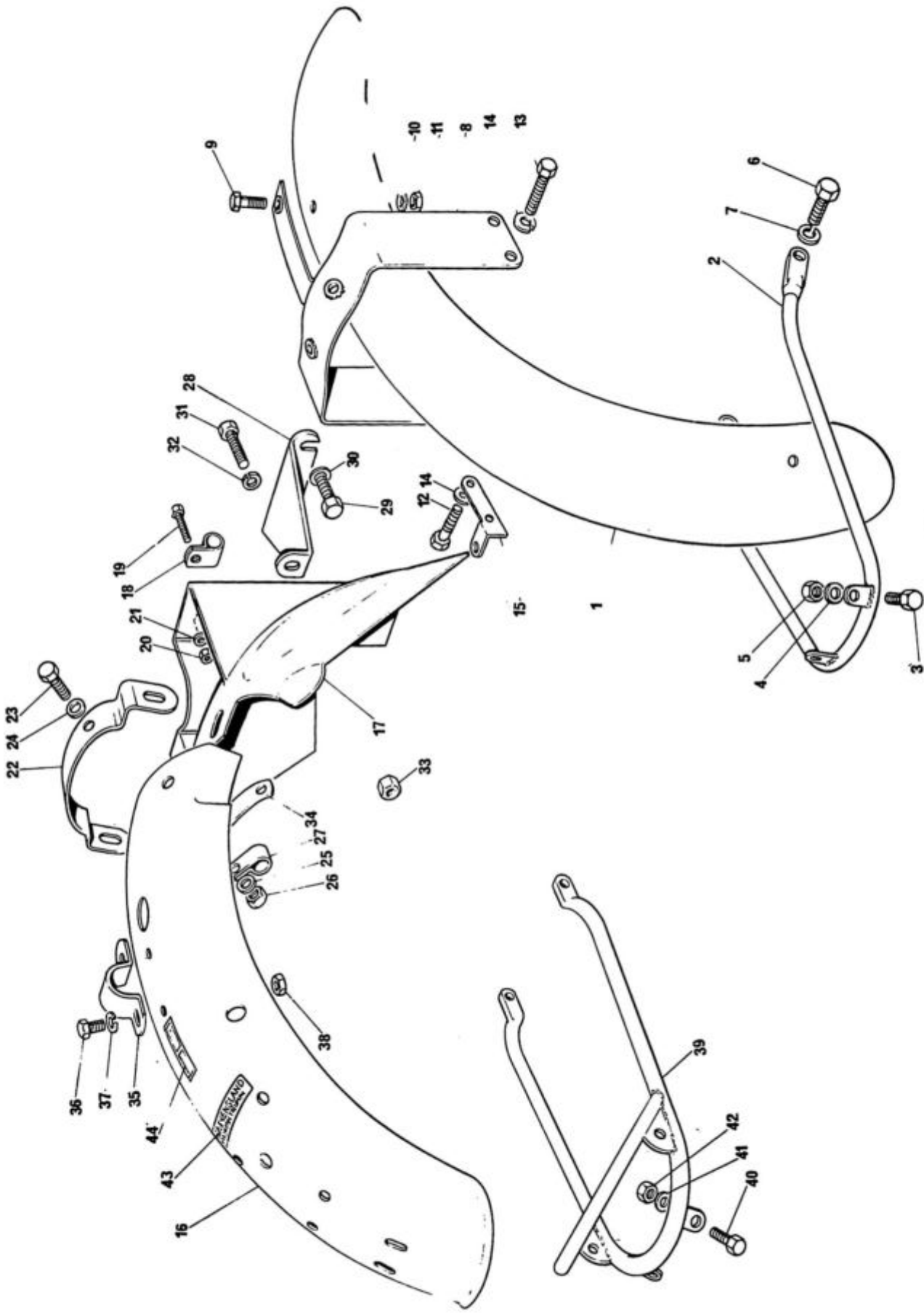


Fig. 31. FENDERS AND STAYS

| Ref. No.                 | Part No. | DESCRIPTION   | QUANTITY | REMARKS  |
|--------------------------|----------|---|----------|----------|
| <b>FENDERS AND STAYS</b> |          |   |          |          |
| 1                        | 97-5053  | Front fender ... ..   | 1        |          |
| 2                        | 97-4552  | Rear stay ... ..  | 1        |          |
| 3                        | 14-0101  | Bolt—rear stay to fender ( $\frac{1}{4}$ " U.N.F. $\times$ $\frac{1}{2}$ " U.H.) ... ..                   | 2        |          |
| 4                        | 60-4245  | Washer—rear stay bolt (.265"—.562"—.080") ... ..  | 2        |          |
| 5                        | 14-1201  | Nut—rear stay bolt ( $\frac{1}{4}$ " U.N.F., self-locking) ... ..   | 1        |          |
| 6                        | 14-6114  | Bolt—rear stay to fork ( $\frac{5}{16}$ " U.N.F. $\times$ $\frac{3}{4}$ " U.H.) ... ..                    | 2        |          |
| 7                        | 60-2428  | Washer, spring—rear stay bolt ... ..  | 2        |          |
| 8                        | 97-5058  | Bridge piece, complete ... ..   | 1        |          |
| 9                        | 14-2204  | Screw—bridge piece to fender ( $\frac{1}{4}$ " U.N.F. $\times$ $\frac{1}{2}$ " U.H.) ... ..               | 3        | Pan head |
| 10                       | 60-4245  | Washer, plain—bridge piece screw (.265"—.562"—.080") ... ..   | 3        |          |
| 11                       | 14-1201  | Nut—bridge piece screw ( $\frac{1}{4}$ " U.N.F., self-locking) ... ..                                     | 3        |          |
| 12                       | 14-0104  | Bolt—bridge and pipe bracket to fork, L.H. ( $\frac{1}{4}$ " U.N.F. $\times$ $\frac{7}{8}$ " U.H.) ... .. | 2        |          |
| 13                       | 14-0103  | Bolt—bridge piece to fork, R.H. ( $\frac{1}{4}$ " U.N.F. $\times$ $\frac{3}{4}$ " U.H.) ... ..            | 2        |          |
| 14                       | 60-2427  | Washer, spring—bridge piece bolt ... ..   | 4        |          |
| 15                       | 97-5055  | Bracket—hydraulic pipe ... ..   | 1        |          |
| 16                       | 83-5874  | Rear fender—rear portion ... ..   | 1        |          |
| 17                       | 83-5474  | Rear fender—front portion, with toolbox ... ..  | 1        |          |
| 18                       | 82-3808  | Clip—electrical harness to toolbox ... ..   | 1        |          |
| 19                       | 14-0102  | Bolt—harness clip ( $\frac{1}{2}$ " U.N.F. $\times$ $\frac{5}{8}$ " U.H.) ... ..                          | 1        |          |
| 20                       | 14-1301  | Nut—harness clip bolt ( $\frac{1}{4}$ " U.N.F., self-locking) ... ..                                      | 1        |          |
| 21                       | 60-2320  | Washer, plain—harness clip bolt (.265"—.562"—.056") ... ..  | 2        |          |
| 22                       | 82-6915  | Bridge—fender, front and rear portions ... ..   | 1        |          |
| 23                       | 14-0103  | Bolt—bridge to fender ( $\frac{1}{4}$ " U.N.F. $\times$ $\frac{3}{4}$ " U.H.) ... ..                      | 2        |          |
| 24                       | 82-6310  | Washer—bridge bolt (.265"—.937"—.064") ... ..   | 2        |          |
| 25                       | 60-4245  | Washer—bridge bolt (.265"—.562"—.080") ... ..   | 2        |          |
| 26                       | 14-1201  | Nut—bridge bolt ( $\frac{1}{4}$ " U.N.F., self-locking) ... ..  | 2        |          |
| 27                       | 83-5168  | Clip—electrical harness to bridge ... ..  | 1        |          |
| 28                       | 83-4968  | Bracket—fender front portion, bottom fixing ... ..  | 1        |          |
| 29                       | 21-1822  | Bolt—bracket to pivot lug ( $\frac{5}{16}$ " U.N.F. $\times$ $\frac{1}{2}$ " U.H.) ... ..                 | 2        |          |
| 30                       | 60-4260  | Washer, spring—bracket/pivot lug bolt ... ..  | 2        |          |
| 31                       | 14-0102  | Bolt—bracket to fender ( $\frac{1}{2}$ " U.N.F. $\times$ $\frac{5}{8}$ " U.H.) ... ..                     | 1        |          |
| 32                       | 82-6310  | Washer—bracket/fender bolt (.265"—.937"—.064") ... ..   | 1        |          |
| 33                       | 14-1201  | Nut—bracket/fender bolt ( $\frac{1}{4}$ " U.N.F., self-locking) ... ..                                    | 1        |          |
| 34                       | 82-6031  | Backing plate—fender rear fixing ... ..   | 1        |          |
| 35                       | 82-5994  | Clip, top—fender to top rail ... ..   | 1        |          |
| 36                       | 14-0113  | Bolt—clip to fender ( $\frac{5}{16}$ " U.N.F. $\times$ $\frac{5}{8}$ " U.H.) ... ..                       | 2        |          |
| 37                       | 60-4247  | Washer, spring—clip bolt ... ..   | 2        |          |
| 38                       | 14-1302  | Nut—clip bolt ( $\frac{5}{16}$ " U.N.F., self-locking) ... ..   | 2        |          |
| 39                       | 83-5147  | Lifting handle ... ..   | 1        |          |
| 40                       | 14-0102  | Bolt—lifting handle to fender ( $\frac{1}{2}$ " U.N.F. $\times$ $\frac{5}{8}$ " U.H.) ... ..              | 2        |          |
| 41                       | 60-2347  | Washer—lifting handle bolt (.270"—.625"—.040") ... ..   | 4        |          |
| 42                       | 14-1201  | Nut—lifting handle bolt ( $\frac{1}{4}$ " U.N.F., self-locking) ... ..                                    | 2        |          |
| 43                       | 60-4556  | Decal—"Made in England" ... ..  | 1        |          |
| 44                       | 60-1816  | Decal—oil change recommendations ... ..   | 1        |          |

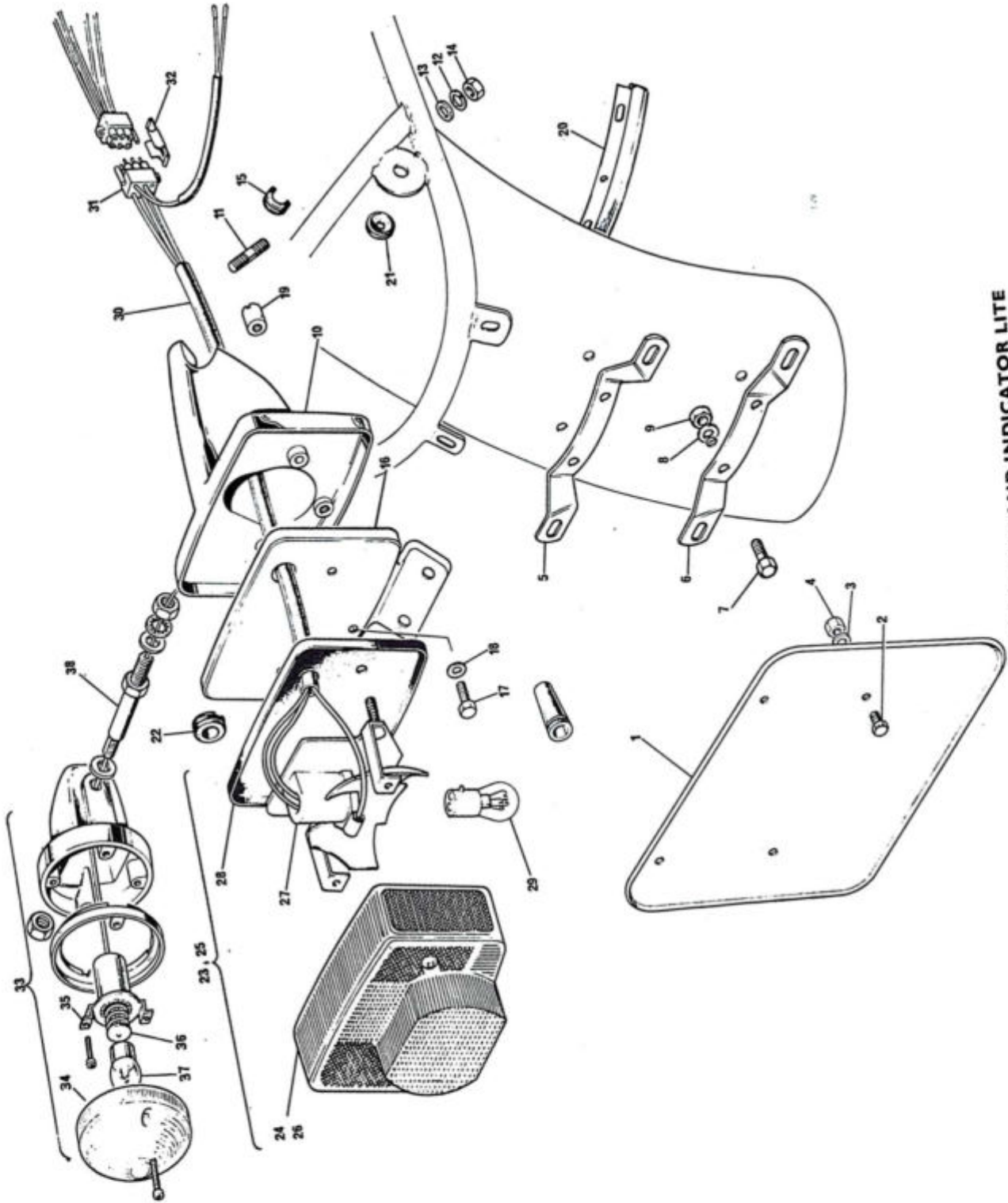


Fig. 32. REAR LITE AND INDICATOR LITE

| Ref. No.                            | Triumph Part No. | Makers Part No. | DESCRIPTION  | QUANTITY | REMARKS           |
|-------------------------------------|------------------|-----------------|--|----------|-------------------|
| <b>REAR LITE AND INDICATOR LITE</b> |                  |                 |  |          |                   |
| 1                                   | 83-2726          |                 | Rear number plate ... ..   | 1        |                   |
| 2                                   | 14-0101          |                 | Bolt—number plate fixing ( $\frac{1}{4}$ " U.N.F. $\times$ $\frac{1}{2}$ " U.H.) ... | 4        |                   |
| 3                                   | 60-2329          |                 | Washer—plate fixing bolt ... ..  | 4        |                   |
| 4                                   | 14-1301          |                 | Nut—plate fixing bolt ( $\frac{1}{4}$ " U.N.F. self-locking) ...                     | 4        |                   |
| 5                                   | 83-4784          |                 | Bracket, top—rear number plate ... ..  | 1        |                   |
| 6                                   | 82-6850          |                 | Bracket, bottom—rear number plate ... ..   | 1        |                   |
| 7                                   | 14-0102          |                 | Bolt—brackets to fender ( $\frac{1}{4}$ " U.N.F. $\times$ $\frac{5}{8}$ " U.H.) ...  | 4        |                   |
| 8                                   | 60-2347          |                 | Washer—bracket/fender bolt (.270"—.625"—.040")                                       | 4        |                   |
| 9                                   | 14-1301          |                 | Nut—bracket/fender bolt ( $\frac{1}{4}$ " U.N.F. self-locking) ...                   | 4        |                   |
| 10                                  | 83-4774          |                 | Rear lite carrier ... ..   | 1        |                   |
| 11                                  | 21-2225          |                 | Stud—lite carrier ... ..   | 1        |                   |
| 12                                  | 60-4250          |                 | Washer, spring—lite carrier stud ... ..  | 1        |                   |
| 13                                  | 60-2347          |                 | Washer, plain—lite carrier stud (.270"—.625"—.040")                                  | 1        |                   |
| 14                                  | 14-0301          |                 | Nut—lite carrier stud ( $\frac{1}{4}$ " U.N.F.) ... ..                               | 1        |                   |
| 15                                  | 83-5105          |                 | Grommet—rear lite carrier ... ..   | 2        |                   |
| 16                                  | 83-5001          |                 | Support plate—rear lite ... ..   | 1        |                   |
| 17                                  | 14-7804          |                 | Screw—support plate to lite carrier ... ..   | 1        |                   |
| 18                                  | 70-1612          |                 | Washer, serrated—support plate screw ... ..  | 1        |                   |
| 19                                  | 83-4800          |                 | Nut—rear lite securing ... ..  | 2        |                   |
| 20                                  | 83-4806          |                 | Protection strip—cables ... ..   | 1        |                   |
| 21                                  | 60-4103          |                 | Grommet—indicator cables ... ..  | 2        |                   |
| 22                                  | 97-0961          |                 | Grommet—rear lite cables ... ..  | 2        |                   |
| 23                                  | 60-4110          | L91756515       | Rear lite (less side reflex) ... ..  | 1        | Except N. America |
| 24                                  |                  | 54585314        | Lens (with screws) ... ..  | 1        |                   |
| 25                                  | 60-4109          | L91756513       | Rear lite (with side reflex) ... ..  | 1        | N. America only   |
| 26                                  | 99-1257          | 54584930        | Lens (with screws) ... ..  | 1        |                   |
| 27                                  |                  | 54584931        | Base assembly ... ..   | 1        |                   |
| 28                                  |                  | 54583924        | Gasket ... ..  | 1        |                   |
| 29                                  | 99-0542          | 380             | Bulb ... ..  | 1        |                   |
| 30                                  | 60-4578          |                 | Sub wiring harness—rear lite ... ..  | 1        |                   |
| 31                                  | 60-4341          | 54191473        | Snap connector—rear lite ... ..  | 1        |                   |
| 32                                  | 06-6139          |                 | Retaining clip—"Amp" plug and socket ... ..  | 1        |                   |
| 33                                  | 60-4105          | 54057566        | Direction indicator lite, complete ... ..  | 2        |                   |
| 34                                  | 99-1191          | 54581638        | Lens assembly ... ..   | 1        |                   |
| 35                                  |                  | 54580332        | Bulb holder assembly ... ..  | 1        |                   |
| 36                                  |                  | 573832          | Interior, bulbholder ... ..  | 1        |                   |
| 37                                  | 99-1192          | 382             | Bulb ... ..  | 1        |                   |
| 38                                  | 19-1369          | 60600312        | Stanchion, indicator lites—c/w nuts and washers                                      | 2        |                   |

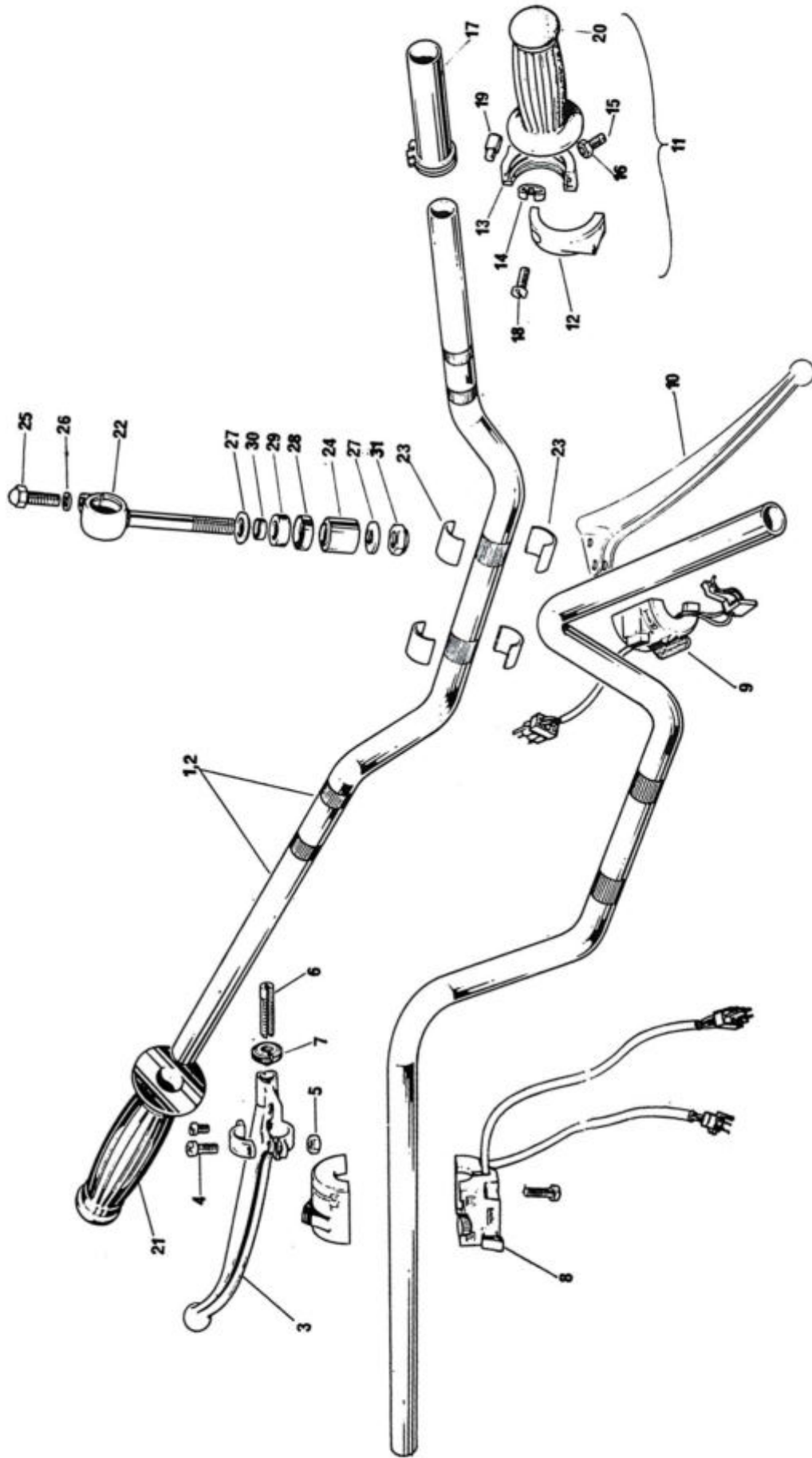



FIG. 33 HANDLEBAR AND CONTROLS

| Ref. No.                      | Triumph Part No. | Maker's Part No. | DESCRIPTION  | QUANTITY | REMARKS       |
|-------------------------------|------------------|------------------|--|----------|---------------|
| <b>HANDLEBAR AND CONTROLS</b> |                  |                  |  |          |               |
| 1                             | 97-4651          |                  | Handlebar ... ..                                   | 1        | U.S.A. only   |
| 2                             | 97-4583          |                  | Handlebar ... ..                                   | 1        | Except U.S.A. |
| 3                             | 60-2242          | 19/1099          | Clutch lever assembly ... ..                       | 1        |               |
| 4                             | 21-2048          | 18/087           | Pivot pin—clutch lever ... ..                      | 1        |               |
| 5                             | 14-1201          | 18/053           | Nut—pivot pin ( $\frac{1}{4}$ " U.N.F.) ... ..     | 1        |               |
| 6                             | 60-3585          |                  | Adjuster—clutch cable ... ..                       | 1        |               |
| 7                             | 60-3586          |                  | Lock ring—clutch cable adjuster ... ..             | 1        |               |
| 8                             | 60-4586          | 30707            | Handlebar switches—assembly, left hand ... ..      | 1        | Type 181 SA   |
| 9                             | 60-4587          | 30723*           | Handlebar switches—halfcap, right hand ... ..      | 1        | Type 169 SA   |
| 10                            | 97-4391          | *                | Front brake lever (also appears on page 59) ... .. | 1        |               |
| 11                            | 60-4460          | 364/17           | Twist-grip—complete assembly ... ..                | 1        |               |
| 12                            |                  | 363/013          | Body, top half ... ..                              | 1        |               |
| 13                            |                  | 364/014          | Body, bottom half ... ..                           | 1        |               |
| 14                            |                  | 16/008           | Friction spring ... ..                             | 1        |               |
| 15                            |                  | 364/022          | Screw ... ..                                       | 1        |               |
| 16                            |                  | 5/077            | Locknut ... ..                                     | 1        |               |
| 17                            |                  | 364/017          | Rotor ... ..                                       | 1        |               |
| 18                            | 99-0225          | 11/013           | Screw ... ..                                       | 2        |               |
| 19                            |                  | 16/011           | Stop—cable ... ..                                  | 1        |               |
| 20                            | 97-2125          |                  | Grip ... ..  | 1        |               |
| 21                            | 97-2142          |                  | Grip—left hand ... ..                              | 1        |               |
| 22                            | 97-2291          |                  | Clamp—handlebar ... ..                             | 2        |               |
| 23                            | 97-1425          |                  | Sleeve—handlebar clamp ... ..                      | 4        |               |
| 24                            | 97-1527          |                  | Bush—handlebar clamp ... ..                        | 2        |               |
| 25                            | 21-0589          |                  | Bolt—handlebar clamp ... ..                        | 2        |               |
| 26                            | 82-1335          |                  | Washer—clamp bolt ... ..                           | 2        |               |
| 27                            | 97-1529          |                  | Washer, hemispherical—clamp bolt ... ..            | 4        |               |
| 28                            | 97-2221          |                  | Cup—handlebar clamp ... ..                         | 2        |               |
| 29                            | 97-1580          |                  | Washer, rubber—handlebar clamp ... ..              | 2        |               |
| 30                            | 97-1581          |                  | Distance piece—handlebar clamp ... ..              | 2        |               |
| 31                            | 14-1303          |                  | Nut—handlebar clamp ... ..                         | 2        |               |

\*See fig. 23 for assembly details of front brake lever body, lever, and switch cap.





**Fig. 34. CONTROL CABLES**

| Ref. No.              | Triumph Part No. | Maker's Part No. | DESCRIPTION   | QUANTITY | REMARKS           |
|-----------------------|------------------|------------------|---|----------|-------------------|
| <b>CONTROL CABLES</b> |                  |                  |   |          |                   |
| 1                     | 60-4458          |                  | Throttle cable—assembled ... ..                       | 1        | N. America only   |
| 2                     | 60-4457          |                  | Throttle cable—assembled ... ..                       | 1        | Except N. America |
| 3                     | 60-3565          | *                | Choke control cable—assembled ... ..                  | 1        |                   |
| 4                     | 60-3566          |                  | Choke control cable—lever to junction box ...         | 1        |                   |
| 5                     | 60-2061          |                  | Choke control cable—junction box to carburetor ... .. | 3        |                   |
| 6                     | 60-1978          | 244/2080         | Junction box ... ..                                   | 1        |                   |
| 7                     | 60-4362          |                  | Clutch cable—assembled ... ..                         | 1        | Except N. America |
| 8                     | 60-4454          |                  | Clutch cable—assembled ... ..                         | 1        | N. America only   |
| 9                     | 97-4112          |                  | Clip, cable—at handlebar ... ..                       | 6        |                   |

\*Also supplied with a set of three carbureters

1 TOOLKIT COMPLETE

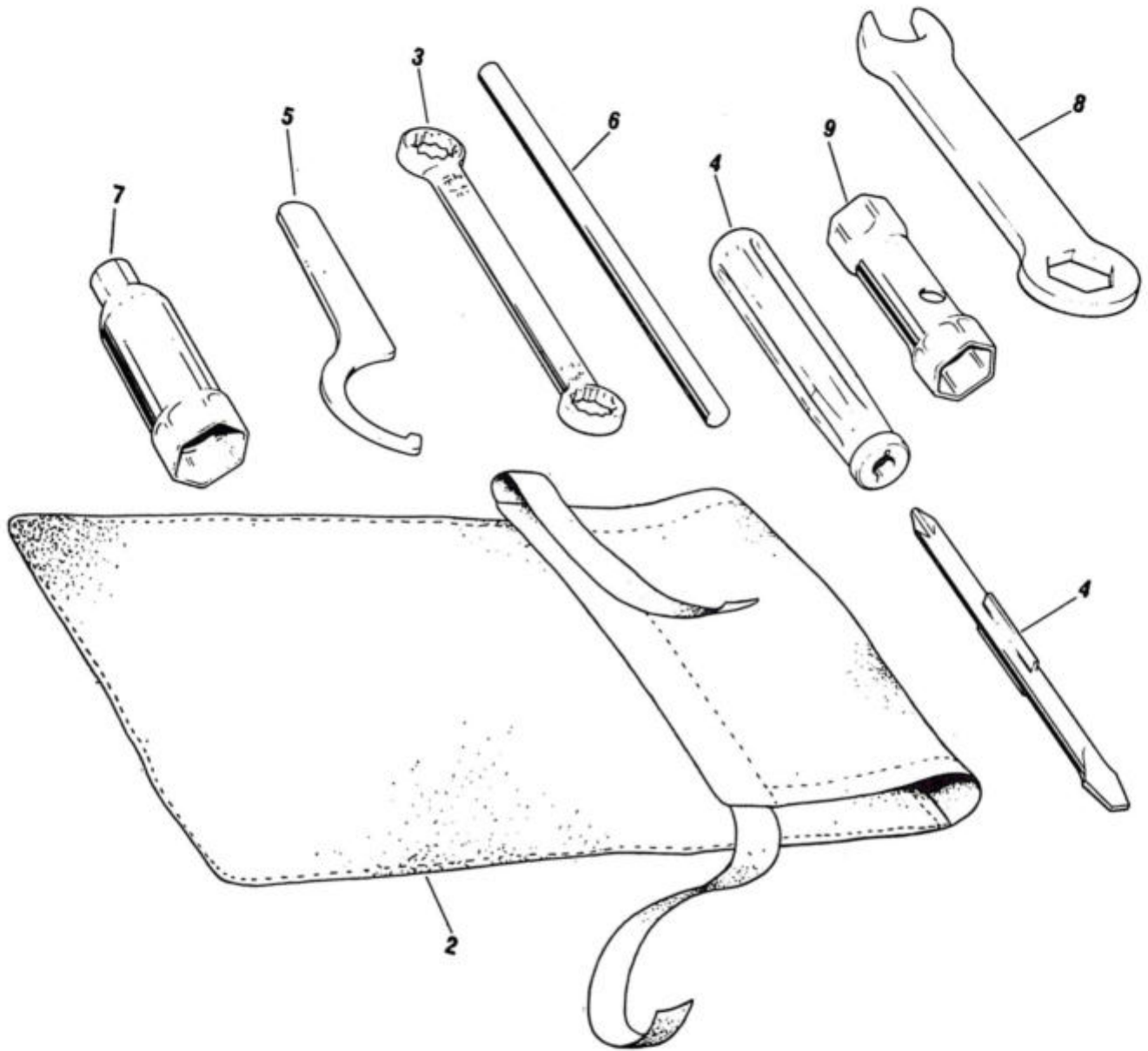
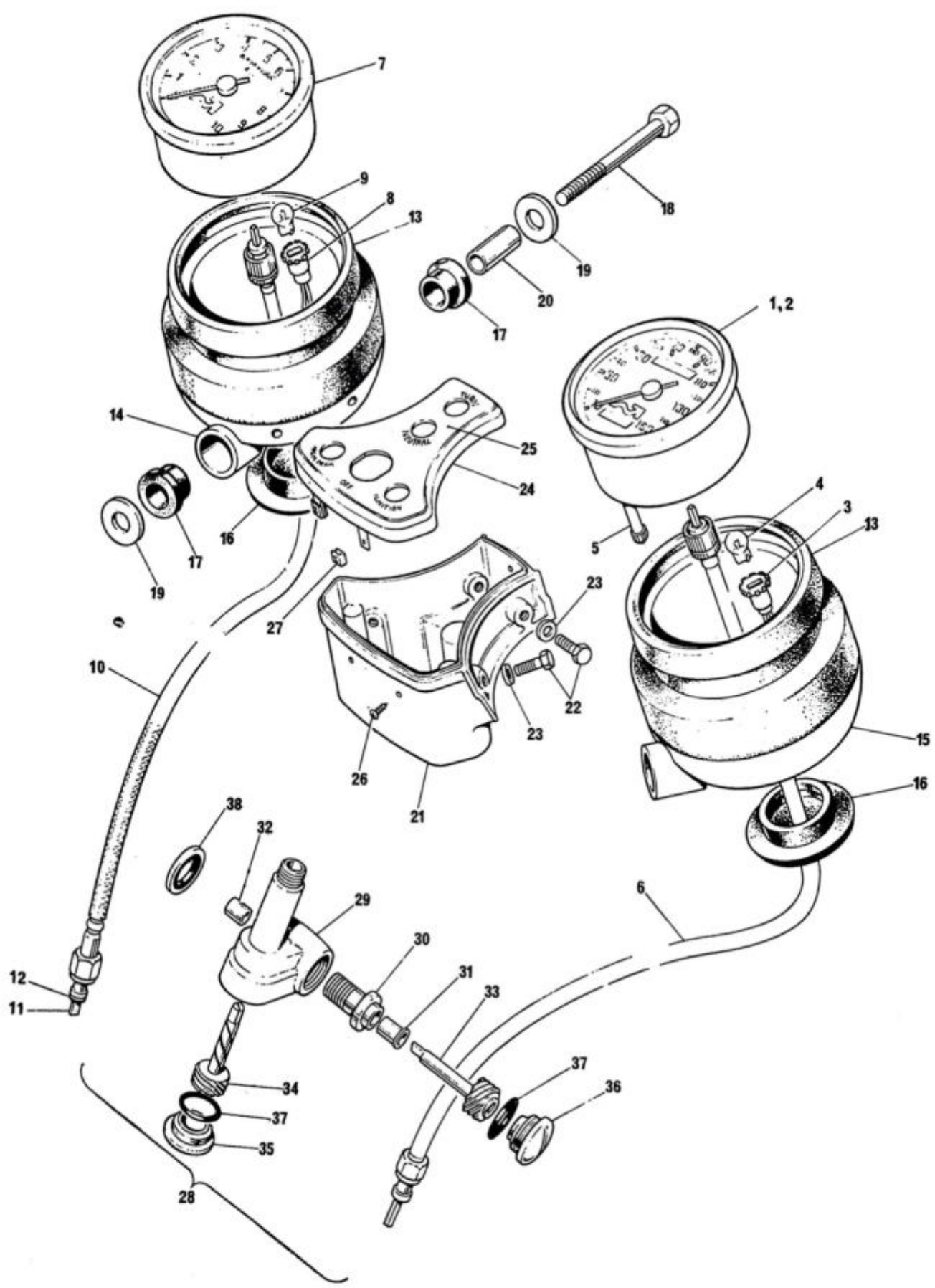


Fig. 35. TOOLKIT

| Ref. No.       | Part No. | DESCRIPTION   | QUANTITY | REMARKS |
|----------------|----------|---|----------|---------|
| <b>TOOLKIT</b> |          |   |          |         |
| 1              | 60-4438  | Toolkit complete ... ..   | 1        |         |
| 2              | 60-0291  | Tool roll ... ..  | 1        |         |
| 3              | 60-1907  | Ring wrench—double ended ( $\frac{7}{8}$ " $\times$ $\frac{1}{2}$ " A/F) ... .. | 1        |         |
| 4              | 60-0767  | Screwdriver—reversible blade ... ..   | 1        |         |
| 5              | 60-2184  | 'C' wrench—suspension unit. ... ..  | 1        |         |
| 6              | 60-3711  | Tommy bar ( $\frac{5}{16}$ " dia.) ... ..                                       | 1        |         |
| 7              | 60-1910  | Wrench—spark plug ( $\cdot 825$ " $\times$ $\frac{1}{2}$ " A/F) ... ..          | 1        |         |
| 8              | 60-4531  | Wrench—open end/ring end ( $\cdot 605$ " $\times$ $\cdot 948$ " A/F) ... ..     | 1        |         |
| 9              | 60-4539  | Wrench—tubular, $\frac{3}{16}$ " $\times$ $\frac{5}{8}$ " A/F. ... ..           | 1        |         |



**Fig. 36. SPEEDOMETER, TACHOMETER AND DRIVE, SWITCH PANEL**

| Ref. No.   | Triumph Part No. | Maker's Part No. | DESCRIPTION   | QUANTITY | REMARKS |
|--|------------------|------------------|---|----------|---------|
| <b>SPEEDOMETER, TACHOMETER AND DRIVE, SWITCH PANEL</b> |                  |                  |   |          |         |
| 1  | 60-4514          | Z64551           | Speedometer head—m.p.h. scale ... ..                                | 1        |         |
| 2  | 60-4515          | Z64552           | Speedometer head—km/h scale ... ..                                  | 1        |         |
| 3  |                  | 51271406         | Bulb holder ... ..  | 1        |         |
| 4  |                  | 504              | Bulb ... ..   | 1        |         |
| 5  |                  | 41/118/126/22    | Trip control ... ..   | 1        |         |
| 6  | 60-4455          | DF9110/00        | Speedometer driving cable ... ..                                    | 1        |         |
| 7  | 60-4513          | Z64553           | Tachometer head ... ..  | 1        |         |
| 8  |                  | 51271406         | Bulb holder ... ..  | 1        |         |
| 9  |                  | 504              | Bulb ... ..   | 1        |         |
| 10   | 60-4456          | DF9111/03        | Tachometer driving cable ... 25" ... ..                             | 1        |         |
| 11   | 99-0173          | 31-371-398       | Spade—tachometer cable ... ..                                       | 1        |         |
| 12   | 60-0494          |                  | Circlip—cable spade ... ..  | 1        |         |
| 13   | 97-4573          |                  | Rubber cup—instruments ... ..                                       | 2        |         |
| 14   | 97-4574          |                  | Instrument carrier—left side ... ..                                 | 1        |         |
| 15   | 97-4575          |                  | Instrument carrier—right side ... ..                                | 1        |         |
| 16   | 97-5061          |                  | Grommet—instrument carrier ... ..                                   | 2        |         |
| 17   | 97-4588          |                  | Bush, rubber—instruments to steering yoke ... ..                    | 4        |         |
| 18   | 14-0235          |                  | Bolt—instruments to yoke ( $\frac{3}{8}$ " U.N.F. · 2" U.H.) ... .. | 2        |         |
| 19   | 60-2340          |                  | Washer—instrument/yoke bolt (.395"—875"—072") ... ..                | 4        |         |
| 20   | 97-4587          |                  | Spacer tube—instruments to yoke ... ..                              | 2        |         |
| 21   | 97-4577          |                  | Switch box ... ..   | 1        |         |
| 22   | 14-6104          |                  | Screw—switch box to carrier ... ..                                  | 4        |         |
| 23   | 60-2427          |                  | Washer, spring... ..  | 4        |         |
| 24   | 97-5000          |                  | Panel—switch box ... ..   | 1        |         |
| 25   | 60-4502          |                  | Panel—identification ... ..   | 1        |         |
| 26   | 21-0762          |                  | Screw—panel to switch box (No. 10 · $\frac{3}{8}$ " U.H.) ... ..    | 3        |         |
| 27   | 60-4503          |                  | Nut, captive—'U' type ... ..  | 3        | Spire   |
| 28   | 71-4138          |                  | Tachometer drive gearbox—assembly ... ..                            | 1        |         |
| 29   | 71-4139          |                  | Body—tachometer drive gearbox ... ..                                | 1        |         |
| 30   | 70-9332          |                  | Securing screw—tachometer gearbox ... ..                            | 1        |         |
| 31   | 70-5155          |                  | Bush—flanged ... ..   | 1        |         |
| 32   | 70-5156          |                  | Bush—plain ... ..   | 1        |         |
| 33   | 70-5157          |                  | Driving gear—tachometer drive gearbox ... ..                        | 1        |         |
| 34   | 71-2653          |                  | Driven gear—tachometer drive gearbox ... ..                         | 1        |         |
| 35   | 71-4131          |                  | End plug—tachometer drive gearbox ... ..                            | 1        |         |
| 36   | 71-2480          |                  | End cap—tachometer drive gearbox... ..                              | 1        |         |
| 37   | 60-3355          |                  | 'O' ring, end cap—tachometer drive gearbox ... ..                   | 2        |         |
| 38   | 70-7351          |                  | Washer, sealing—gearbox to crankcase ... ..                         | 1        |         |

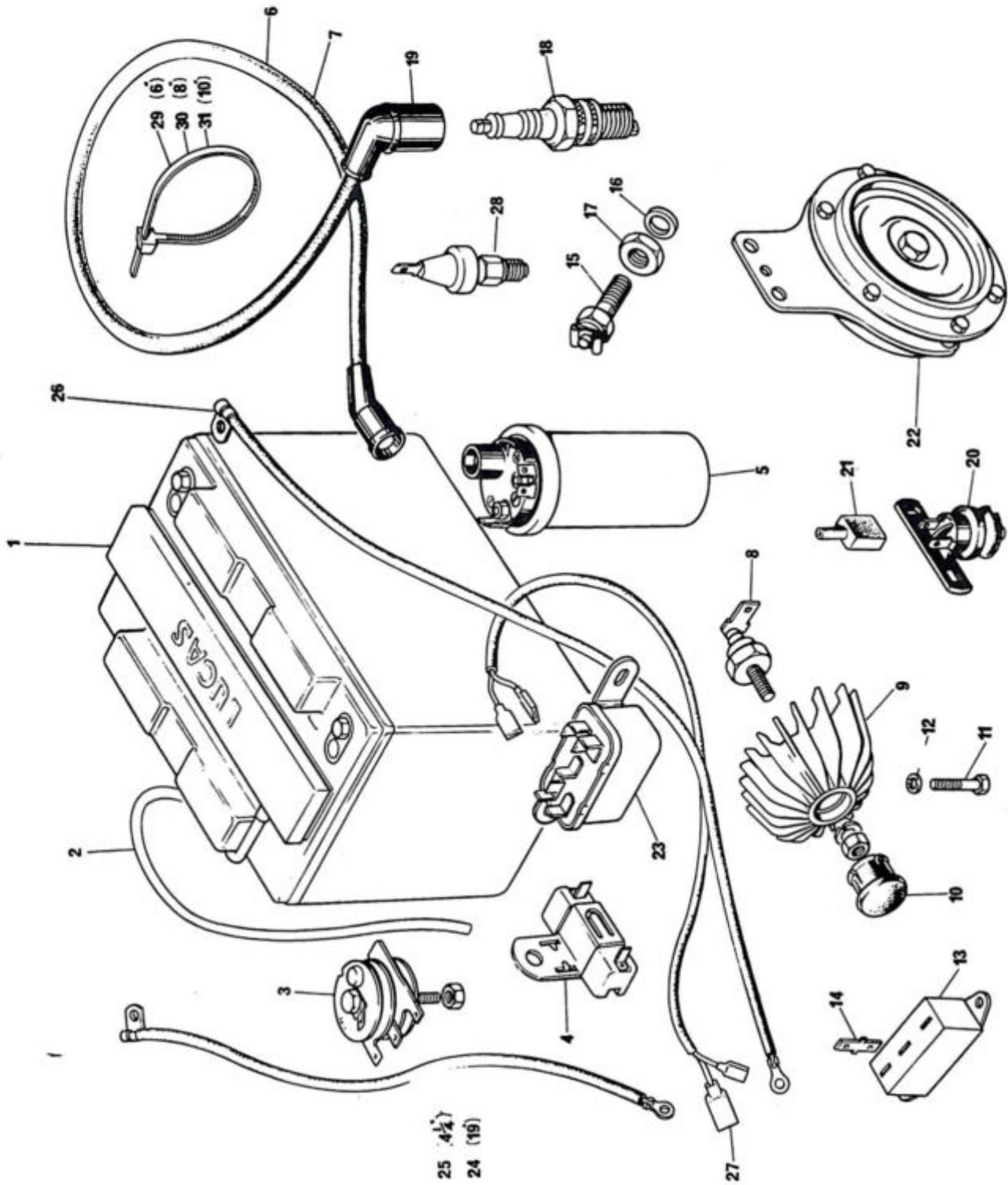


FIG. 37. ELECTRICAL EQUIPMENT—COILS, RECTIFIER, BATTERY, ETC.

| Ref. No.   | Triumph Part No. | Maker's Part No. | DESCRIPTION   | QUANTITY | REMARKS           |
|--|------------------|------------------|---|----------|-------------------|
| <b>ELECTRICAL EQUIPMENT—COILS, RECTIFIER, BATTERY, ETC.,</b> |                  |                  |   |          |                   |
| 1  | 60-4217          | 54029292         | Battery—Type MCZ/9—8  | 1        |                   |
| 2  | 82-7431          |                  | Vent pipe—battery   | 1        |                   |
| 3  | 60-0786          | 54048008         | Rectifier, with nut   | 1        |                   |
| 4  | 60-4516          | 47190            | Ballast resistor  | 1        |                   |
| 5  | 60-4223          | 54220            | Coil—high tension (6 Volt)  | 3        |                   |
| 6  | 60-3923          | 51320102         | Lead—high tension (non-resistive)   | 3        | N. America only   |
| 7  | 60-3924          | 51320144         | Lead—high tension (resistive)   | 3        | Except N. America |
| 8  | 99-0590          | 54048288 (49345) | Zener diode, with washer and nut  | 1        | Type ZD 715       |
| 9  | 97-2237          |                  | Heat sink—zener diode   | 1        |                   |
| 10   | 97-2275          |                  | Plug—heat sink  | 1        |                   |
| 11   | 14-1604          |                  | Bolt—heat sink fixing ( $\frac{1}{4}$ " U.N.F. $\times$ $\frac{7}{8}$ " U.H.) | 1        |                   |
| 12   | 70-1612          |                  | Washer, serrated—heat sink bolt   | 1        |                   |
| 13   | 60-1935          | 47637            | Condenser pack, Type 2 C.P.   | 1        |                   |
| 14   | 60-2068          | 54190038         | Lucar, blade—condenser ground (earth)   | 1        |                   |
| 15   | 60-4508          | 30702            | Switch, neutral indicator—type 147SA  | 1        |                   |
| 16   | 60-4561          |                  | Washer, sealing—neutral indicator switch                                      | 1        |                   |
| 18   | 21-2305          |                  | Locknut—neutral indicator switch  | 1        |                   |
| 18   | 60-0911          | N3               | Spark plug  | 3        |                   |
| 19   | 60-3043          | W.C. 200         | Cover—spark plug  | 3        |                   |
| 20   | 99-1028          | 348154           | Rear brake switch—type 118 S.A.   | 1        |                   |
| 21   | 80-4505          |                  | Cover rear brake switch   | 1        |                   |
| 22   | 63-5021          | 70235            | Horn 12 Volt—type 6.H.  | 1        |                   |
| 23   | 60-4224          | 33336            | Starter relay—type 22 R.A.  | 1        |                   |
| 24   | 60-4344          |                  | Lead—starter to solenoid  | 1        |                   |
| 25   | 60-4345          |                  | Lead—solenoid to battery  | 1        |                   |
| 26   | 60-4346          | 54962257         | Lead—battery to ground  | 1        |                   |
| 27   | 60-4347          | 54962253         | Lead—relay to solenoid  | 1        |                   |
| 28   | 60-3719          |                  | Oil warning switch (Smiths PS 5330/1/03)                                      | 1        |                   |
| 29   | 06-2828          |                  | Cable clip—6" long  | 11       |                   |
| 30   | 06-2829          |                  | Cable clip—8" long  | 4        |                   |
| 31   | 60-4589          |                  | Cable clip—10" long   | 3        |                   |



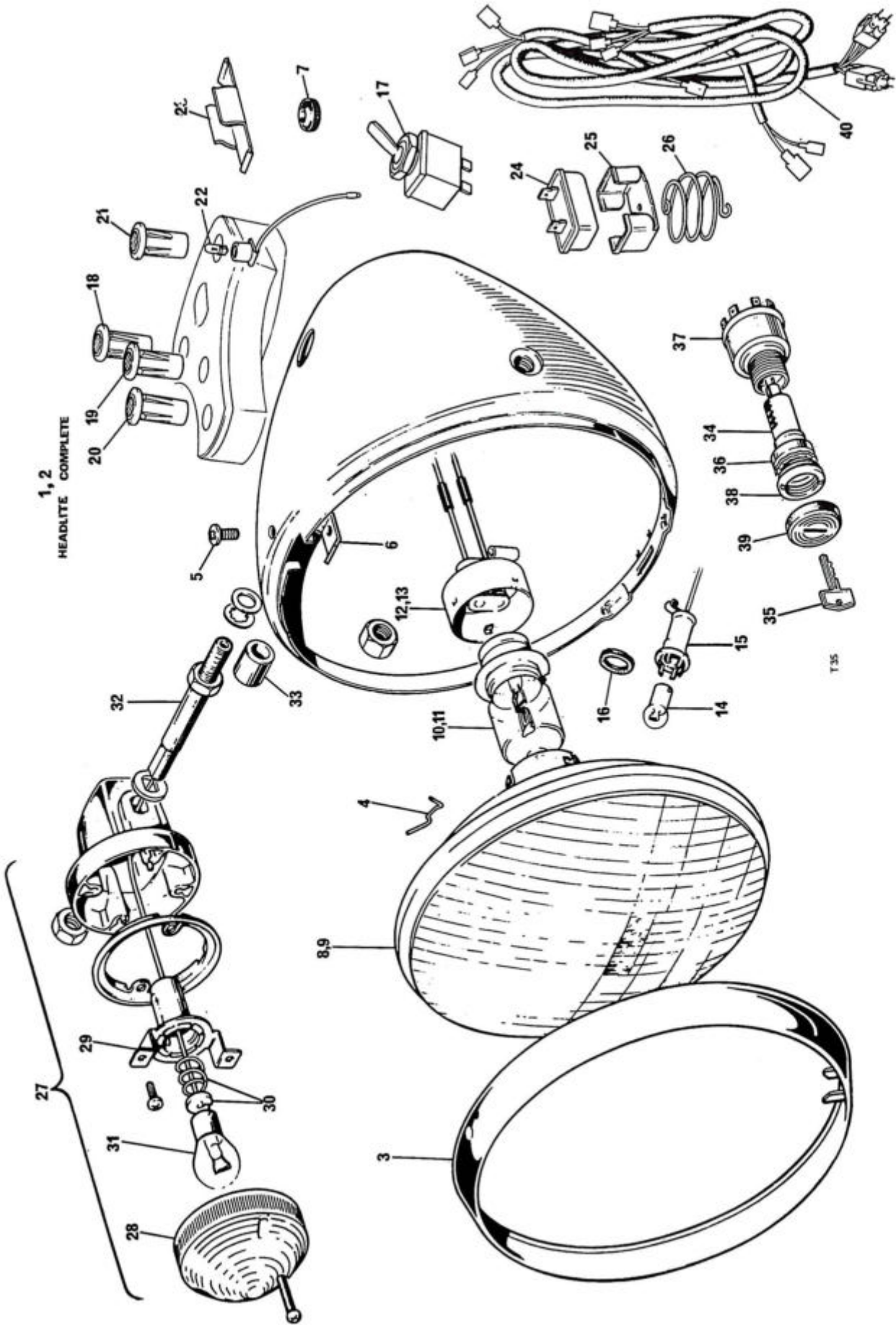
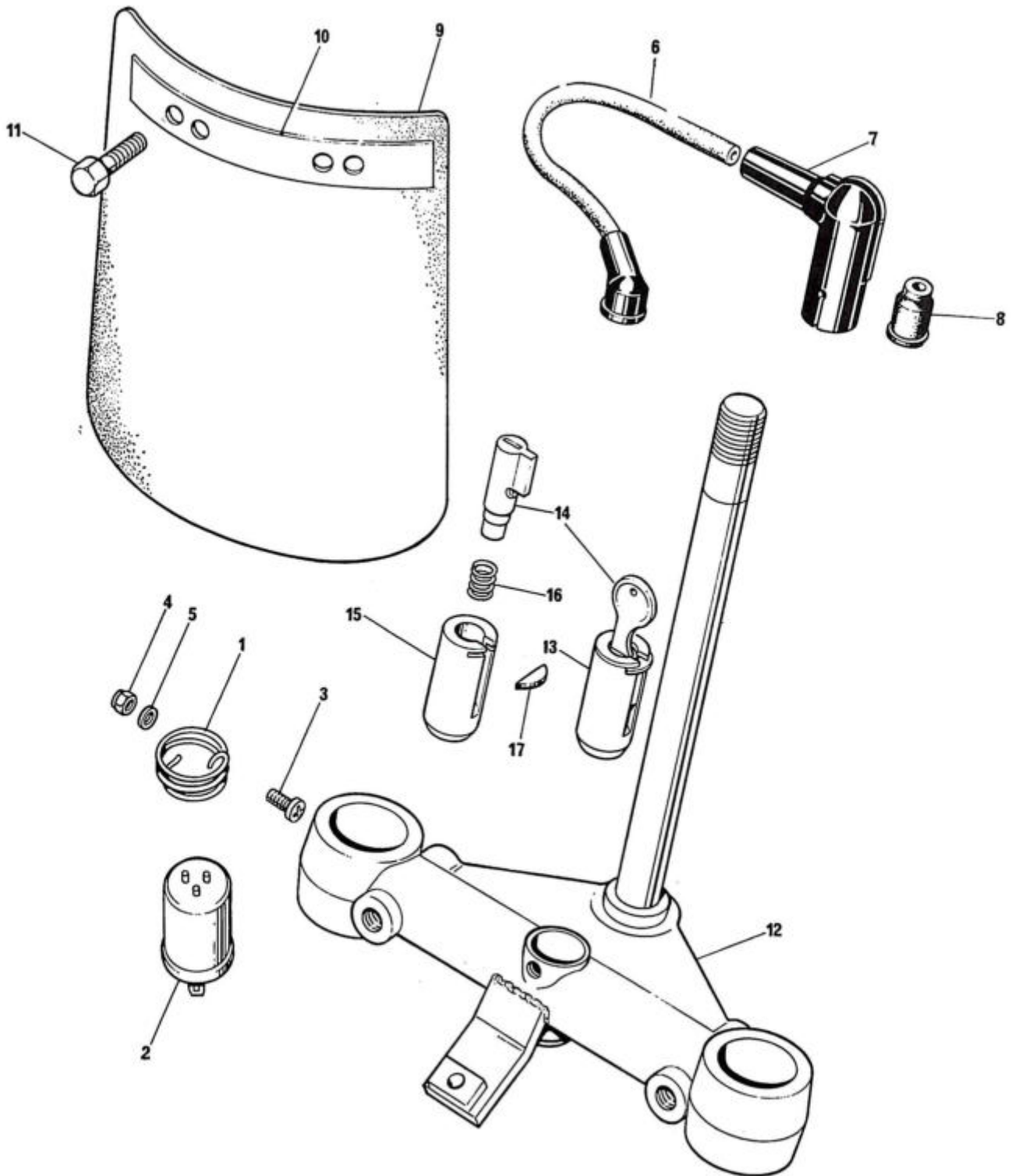


Fig. 38. ELECTRICAL EQUIPMENT—HEADLITE, HARNES, DIRECTION INDICATORS

| Ref. No.  | Triumph Part No. | Maker's Part No. | DESCRIPTION                             | QUANTITY | REMARKS           |
|---|------------------|------------------|---|----------|-------------------|
| <b>ELECTRICAL EQUIPMENT—HEADLITE, HARNESS, DIRECTION INDICATORS</b> |                  |                  |   |          |                   |
| 1   | 19-1374          | 60646A           | Headlite, complete—vertical dip         | 1        | N. America & U.K. |
| 2   | 19-1375          | 60647A           | Headlite, complete—R.H. dip             | 1        | Europe            |
| 3   | 99-0692          | 553248           | Rim, ...                                | 1        |                   |
| 4   | 99-0683          | 504665           | Wire—fixing reflector                   | 6        |                   |
| 5   |                  | 144921           | Screw—fixing rim                        | 1        |                   |
| 6   |                  | 534296           | Plate—fixing rim                        | 1        |                   |
| 7   |                  | 862217           | Grommet                                 | 2        |                   |
| 8   | 19-1367          | 54525927         | Light unit—vertical dip                 | 1        | N. America & U.K. |
| 9   | 19-1376          | 54522680         | Light unit—R.H. dip                     | 1        | Europe            |
| 10  | 99-1214          | 370              | Bulb,—main—vertical dip                 | 1        | N. America & U.K. |
| 11  |                  | 410              | Bulb, main—R.H. dip                     | 1        | Europe            |
| 12  |                  | 555319           | Bulb holder—vertical dip                | 1        | N. America & U.K. |
| 13  |                  | 54950493         | Bulb holder—R.H. dip                    | 1        | Europe            |
| 14  | 99-0548          | 989              | Bulb, pilot                             | 1        |                   |
| 15  |                  | 54573590         | Bulb holder—pilot                       | 1        |                   |
| 16  |                  | 554354           | Ring—pilot bulb holder                  | 1        |                   |
| 17  |                  | 34660            | Switch type 57 S.A.                     | 1        |                   |
| 18  | 99-1208          | 54363454         | Warning lite—red (assembly)             | 1        |                   |
| 19  | 99-1209          | 54363455         | Warning lite—green (assembly)           | 1        |                   |
| 20  | 99-1207          | 54363453         | Warning lite—amber (assembly)           | 1        |                   |
| 21  |                  | 54361250         | Warning lite—blue (assembly)            | 1        |                   |
| 22  | 99-0537          | 281              | Bulb—warning lite                       | 4        |                   |
| 23  | 06-6139          |                  | Retaining clip—"A.M.P. plug & socket"   | 3        |                   |
| 24  | 99-1201          | 35048            | Flasher unit—Type 8 F.L.                | 1        |                   |
| 25  | 60-3521          | 54385091         | Clip—flasher unit                       | 1        |                   |
| 26  | 60-3614          | 54386637         | Spring—flasher unit                     | 1        |                   |
| 27  | 06-2041          | 54057552         | Direction indicator lite complete       | 2        |                   |
| 28  | 99-1191          | 54581638         | Lens assembly                           | 1        |                   |
| 29  |                  | 54580322         | Bulb holder assembly                    | 1        |                   |
| 30  |                  | 573832           | Interior bulbholder                     | 1        |                   |
| 31  | 99-1192          | 382              | Bulb                                    | 1        |                   |
| 32  | 19-1368          | 60600313         | Stanchion, c/w nuts & washers           | 2        |                   |
| 33  | 97-4125          |                  | Distance piece—headlite mounting        | 2        |                   |
| 34  | 82-6981          | 1-6280           | Ignition lock—two keys (Wilmot-Breeden) | 1        |                   |
| 35  |                  |                  | Key—state serial number                 | 1        |                   |
| 36  | 97-4596          |                  | Ignition lock spacer                    | 1        |                   |
| 37  | 19-1269          | 39784            | Switch—ignition & lites (Type 149 S.A.) | 1        |                   |
| 38  | 97-4589          |                  | Nut—for switch                          | 1        |                   |
| 39  | 60-4335          |                  | Rubber cover—for switch                 | 1        |                   |
| 40  | 60-4559          | 54962252         | Harness—main wiring                     | 1        |                   |



**Fig. 39. SPECIAL ITEMS—EUROPE ONLY**

| Ref. No.                         | Triumph Part No. | Maker's Part No.                    | DESCRIPTION                             | QUANTITY | REMARKS   |  |
|----------------------------------|------------------|-------------------------------------|---|----------|---|--|
| <b>SPECIAL ITEMS—EUROPE ONLY</b> |                  |                                     |   |          |   |  |
| Not illus.                       | 60-3671          | LUCAS 411                           | Headlamp bulb—yellow ... ..             | 1        | France  |  |
| Not illus.                       | 08-3270          | Motoplas                            | Left side rear view mirror ... ..       | 1        |   |  |
| Not illus.                       | 83-3971          |                                     | Spring—flyback propstand ... ..         | 1        | Denmark,<br>Switzerland,  |  |
| Not illus.                       | 83-3970          |                                     | Pivot pin—flyback propstand ... ..      | 1        |   |  |
| Not illus.                       | 60-2349          |                                     | Washer, plain—flyback propstand ... ..  | 1        | Sweden  |  |
| 1                                | 60-4317          |                                     | Spring—flasher unit ... ..              | 1        | Germany, Finland  |  |
| 2                                | 60-4316          | Lucas FL5.35011                     | Flasher unit ... ..                     | 1        |   |  |
| 3                                | 21-2079          |                                     | Screw ... ..                            | 1        |   |  |
| 4                                | 21-0778          |                                     | Nut—self-locking ... ..                 | 1        |   |  |
| 5                                | 60-2391          |                                     | Washer—plain ... ..                     | 1        |   |  |
| 6                                | 60-3893          |                                     | Ignition lead ... ..                    | 3        |   | France, Germany,<br>Finland,<br>Denmark,<br>Switzerland,<br>Sweden |
| 7                                | 60-3891          | Merit—<br>Werk No<br>1. 10. 51. 10. | Spark plug cap ... ..                   | 3        |   |  |
| 8                                | 60-3892          | Merit—<br>Werk No<br>1. 05. 05. 57. | Flexible sleeve ... ..                  | 3        |   |  |
| 9                                | 83-5736          |                                     | Rear mudflap ... ..                     | 1        | France, Italy,<br>Spain, Holland,<br>Belgium,<br>Germany,<br>Finland,<br>Denmark,<br>Switzerland,<br>Sweden |  |
| 10                               | 83-5737          |                                     | Backing strip—rear mudflap ... ..       | 1        |   |  |
| 11                               | 14-0103          |                                     | Bolt—rear mudflap ... ..                | 2        |   |  |
| Not illus.                       | 97-5047          |                                     | Front fork assembly ... ..              | 1        | All European<br>continent   |  |
| 12                               | 97-5045          |                                     | Bottom yoke assembly—Neiman lock ... .. | 1        |   |  |
| 13                               | 60-3780          |                                     | Lock assembly—Neiman ... ..             | 1        |   |  |
| 14                               | 60-3495          | M.O. 379                            | Lock and key (key only B.N. 139) ... .. | 1        |   |  |
| 15                               | 60-3496          |                                     | Lock housing ... ..                     | 1        |   |  |
| 16                               | 60-3497          |                                     | Conical spring ... ..                   | 1        |   |  |
| 17                               | 60-3498          |                                     | Key—woodruff... ..                      | 1        |   |  |

## NUMERICAL INDEX

| Part No. | Page | Fig. Ref. No. | Qty | Part No. | Page | Fig. Ref. No. | Qty | Part No. | Page | Fig. Ref. No. | Qty | Part No. | Page | Fig. Ref. No. | Qty |
|----------|------|---------------|-----|----------|------|---------------|-----|----------|------|---------------|-----|----------|------|---------------|-----|
| 06-1287  | 47   | 14            | 4   | 14-0402  | 47   | 42            | 1   | 14-6104  | 87   | 11            | 1   | 21-1852  | 27   | 32            | 3   |
| 06-1287  | 55   | 56            | 4   | 14-0402  | 39   | 31            | 1   | 14-6113  | 17   | 23            | 2   | 21-1872  | 17   | 44            | 1   |
| 06-2828  | 87   | 29            | 11  | 14-0404  | 47   | 35            | 2   | 14-6114  | 75   | 6             | 2   | 21-1912  | 17   | 8             | 4   |
| 06-2829  | 87   | 30            | 4   | 14-0702  | 49   | 33            | 1   | 14-6121  | 33   | 15            | 1   | 21-1917  | 33   | 18            | 1   |
| 06-6139  | 77   | 32            | 1   | 14-0703  | 47   | 40            | 1   | 14-6211  | 21   | 41            | 4   | 21-1930  | 29   | 13            | 2   |
| 06-6139  | 89   | 23            | 3   | 14-1001  | 77   | 2             | 4   | 14-6218  | 17   | 11            | 2   | 21-1931  | 17   | 2             | 4   |
| 08-3270  | 91   | —             | 1   | 14-1019  | 55   | 30            | 2   |          |      |               |     | 21-1940  | 65   | 8             | 4   |
| 14-0101  | 31   | 29            | 1   | 14-1022  | 67   | 13            | 1   |          |      |               |     | 21-1969  | 51   | 31            | 1   |
| 14-0101  | 73   | 23            | 4   | 14-1034  | 55   | 14            | 2   | 14-6220  | 17   | 12            | 2   | 21-1978  | 47   | 34            | 2   |
| 14-0101  | 75   | 3             | 2   | 14-1201  | 75   | 5             | 1   | 14-6226  | 17   | 13            | 9   | 21-1998  | 59   | 5             | 1   |
| 14-0102  | 75   | 19            | 1   | 14-1201  | 75   | 11            | 3   | 14-6504  | 43   | 15            | 2   | 21-2048  | 79   | 4             | 1   |
| 14-0102  | 75   | 31            | 1   |          |      |               |     | 14-6509  | 43   | 16            | 1   | 21-2064  | 67   | 8             | 4   |
| 14-0102  | 75   | 40            | 2   |          |      |               |     | 14-6605  | 43   | 25            | 1   | 21-2079  | 71   | 14            | 5   |
| 14-0102  | 77   | 7             | 4   | 14-1201  | 75   | 26            | 2   | 14-6606  | 39   | 8             | 4   | 21-2079  | 71   | 17            | 1   |
| 14-0102  | 63   | 45            | 1   | 14-1201  | 75   | 33            | 1   | 14-6606  | 41   | 10            | 2   | 21-2079  | 91   | 3             | 1   |
| 14-0102  | 63   | 52            | 1   | 14-1201  | 75   | 42            | 2   | 14-6608  | 27   | 14            | 6   | 21-2095  | 55   | 53            | 4   |
| 14-0103  | 75   | 13            | 2   | 14-1201  | 79   | 5             | 1   | 14-6608  | 31   | 14            | 1   | 21-2102  | 55   | 37            | 4   |
| 14-0103  | 75   | 23            | 2   | 14-1201  | 53   | 25            | 1   | 14-6609  | 31   | 16            | 1   | 21-2106  | 35   | 8             | 3   |
| 14-0103  | 91   | 11            | 2   | 14-1201  | 59   | 4             | 1   | 14-6610  | 31   | 15            | 1   | 21-2112  | 51   | 21            | 1   |
| 14-0103  | 59   | 30            | 2   | 14-1202  | 31   | 38            | 1   | 14-6610  | 39   | 9             | 3   | 21-2140  | 31   | 17            | 1   |
| 14-0103  | 63   | 16            | 1   | 14-1202  | 31   | 41            | 1   | 14-6610  | 43   | 17            | 1   | 21-2182  | 15   | 4             | 1   |
| 14-0104  | 75   | 12            | 2   | 14-1202  | 53   | 14            | 2   | 14-6611  | 43   | 18            | 6   | 21-2185  | 15   | 3             | 1   |
| 14-0106  | 47   | 20            | 2   | 14-1202  | 53   | 17            | 4   | 14-6612  | 27   | 13            | 3   | 21-2189  | 55   | 38            | 2   |
| 14-0107  | 61   | 20            | 2   | 14-1203  | 63   | 13            | 2   | 14-6612  | 43   | 19            | 1   | 21-2191  | 59   | 3             | 1   |
| 14-0113  | 75   | 36            | 2   | 14-1301  | 17   | 38            | 6   | 14-6614  | 33   | 19            | 1   | 21-2192  | 59   | 15            | 2   |
| 14-0113  | 47   | 41            | 1   | 14-1301  | 75   | 20            | 1   | 14-6615  | 43   | 20            | 1   | 21-2194  | 59   | 16            | 2   |
| 14-0113  | 53   | 7             | 4   | 14-1301  | 77   | 4             | 4   | 14-7002  | 37   | 17            | 2   | 21-2207  | 57   | 18            | 4   |
| 14-0116  | 53   | 1             | 3   | 14-1301  | 77   | 9             | 4   | 14-7004  | 21   | 5             | 2   | 21-2225  | 77   | 11            | 1   |
| 14-0120  | 63   | 28            | 1   | 14-1301  | 69   | 12            | 2   | 14-7004  | 21   | 21            | 6   | 21-2243  | 63   | 22            | 2   |
| 14-0121  | 63   | 29            | 1   | 14-1302  | 29   | 19            | 6   | 14-7005  | 29   | 38            | 6   | 21-2244  | 49   | 18            | 1   |
| 14-0128  | 51   | 13            | 2   | 14-1302  | 31   | 19            | 1   | 14-7006  | 41   | 9             | 7   |          |      |               |     |
| 14-0128  | 53   | 37            | 2   | 14-1302  | 37   | 21            | 2   | 14-7008  | 37   | 18            | 1   |          |      |               |     |
| 14-0132  | 51   | 11            | 2   | 14-1302  | 71   | 9             | 1   | 14-7018  | 37   | 19            | 1   | 21-2300  | 47   | 30            | 2   |
| 14-0201  | 43   | 29            | 1   | 14-1302  | 75   | 38            | 2   | 14-7026  | 17   | 34            | 1   | 21-2305  | 87   | 18            | 1   |
| 14-0202  | 21   | 20            | 4   | 14-1302  | 49   | 16            | 1   | 14-7101  | 33   | 17            | 1   | 21-2309  | 19   | 3             | 3   |
| 14-0208  | 27   | 23            | 1   | 14-1302  | 49   | 19            | 1   | 14-7804  | 77   | 17            | 1   | 21-2310  | 19   | 4             | 1   |
| 14-0213  | 71   | 22            | 2   | 14-1302  | 51   | 9             | 4   | 14-7805  | 43   | 24            | 4   | 21-2312  | 31   | 13            | 2   |
| 14-0217  | 53   | 34            | 2   | 14-1302  | 53   | 2             | 3   | 14-7806  | 31   | 12            | 1   | 21-2315  | 55   | 5             | 1   |
| 14-0219  | 29   | 17            | 1   | 14-1302  | 53   | 36            | 2   |          |      |               |     | 21-2318  | 31   | 25            | 1   |
| 14-0219  | 53   | 12            | 2   | 14-1302  | 63   | 30            | 2   | 14-7806  | 43   | 23            | 1   | 21-2326  | 69   | 30            | 2   |
| 14-0219  | 53   | 15            | 4   | 14-1303  | 79   | 31            | 2   | 19-1368  | 89   | 32            | 2   | 21-2330  | 63   | 12            | 2   |
| 14-0221  | 51   | 8             | 2   | 14-1303  | 47   | 6             | 1   | 19-1369  | 77   | 38            | 2   | 21-2332  | 63   | 36            | 2   |
| 14-0222  | 21   | 46            | 4   | 14-1303  | 47   | 18            | 2   | 19-2711  | 23   | 28            | 1   | 21-2333  | 63   | 38            | 2   |
| 14-0223  | 71   | 8             | 1   |          |      |               |     | 19-2834  | 23   | 25            | 1   | 21-2335  | 59   | 44            | 2   |
| 14-0223  | 51   | 7             | 2   |          |      |               |     | 21-0536  | 41   | 14            | 1   | 21-2335  | 63   | 55            | 2   |
| 14-0234  | 51   | 15            | 2   | 14-1303  | 49   | 29            | 4   | 21-0544  | 31   | 18            | 1   | 21-2336  | 53   | 23            | 1   |
| 14-0234  | 55   | 15            | 1   | 14-1303  | 51   | 14            | 2   | 21-0545  | 49   | 10            | 1   | 21-2341  | 21   | 48            | 1   |
| 14-0235  | 49   | 28            | 4   | 14-1303  | 51   | 16            | 2   | 21-0547  | 15   | 28            | 3   | 37-0653  | 57   | 14            | 1   |
|          |      |               |     | 14-1303  | 55   | 9             | 2   | 21-0547  | 31   | 7             | 4   | 37-0653  | 61   | 12            | 1   |
|          |      |               |     | 14-1303  | 55   | 16            | 1   | 21-0550  | 69   | 43            | 2   | 37-1237  | 57   | 13            | 2   |
|          |      |               |     | 14-1303  | 59   | 41            | 2   | 21-0567  | 43   | 2             | 1   | 37-2294  | 57   | 8             | 40  |
| 14-0237  | 55   | 8             | 1   | 14-1303  | 63   | 19            | 1   | 21-0582  | 37   | 20            | 2   | 37-2294  | 61   | 7             | 40  |
| 14-0241  | 47   | 4             | 1   | 14-1304  | 31   | 26            | 1   | 21-0585  | 45   | 27            | 1   | 37-3468  | 61   | 36            | 2   |
| 14-0242  | 47   | 17            | 2   | 14-1304  | 47   | 11            | 2   | 21-0588  | 47   | 7             | 2   | 37-3761  | 33   | 13            | 1   |
| 14-0246  | 51   | 28            | 1   | 14-1304  | 51   | 19            | 1   | 21-0589  | 79   | 25            | 2   | 37-3969  | 57   | 21            | —   |
| 14-0251  | 47   | 9             | 2   | 14-1304  | 51   | 22            | 1   | 21-0594  | 35   | 31            | 1   | 37-3969  | 61   | 34            | —   |
| 14-0255  | 51   | 18            | 1   | 14-1304  | 51   | 22            | 1   | 21-0602  | 49   | 9             | 1   | 37-3970  | 57   | 22            | —   |
| 14-0285  | 85   | 18            | 2   | 14-1307  | 61   | 17            | 1   | 21-0678  | 17   | 35            | 1   | 37-3970  | 61   | 35            | —   |
| 14-0301  | 33   | 28            | 4   | 14-1401  | 21   | 19            | 4   | 21-0681  | 39   | 23            | 1   | 37-4126  | 57   | 4             | 1   |
| 14-0301  | 77   | 14            | 1   | 14-1427  | 17   | 20            | 2   | 21-0692  | 25   | 7             | 10  | 37-4127  | 57   | 5             | 1   |
| 14-0301  | 61   | 21            | 2   | 14-1619  | 29   | 18            | 5   | 21-0762  | 85   | 26            | 3   | 37-4129  | 57   | 3             | 1   |
| 14-0302  | 17   | 36            | 2   | 14-1901  | 47   | 21            | 2   | 21-0778  | 71   | 15            | 6   | 37-4131  | 57   | 6             | 20  |
| 14-0302  | 21   | 49            | 1   | 14-1903  | 57   | 20            | 4   | 21-0778  | 91   | 4             | 1   |          |      |               |     |
| 14-0302  | 55   | 39            | 4   | 14-1903  | 61   | 23            | 4   | 21-1805  | 47   | 26            | 1   |          |      |               |     |
| 14-0303  | 17   | 29            | 4   | 14-1904  | 45   | 17            | 1   | 21-1813  | 17   | 21            | 2   | 37-4132  | 57   | 16            | 1   |
| 14-0401  | 15   | 29            | 3   | 14-2204  | 75   | 9             | 3   | 21-1819  | 41   | 12            | 1   | 37-4133  | 57   | 9             | 1   |
| 14-0401  | 63   | 17            | 1   | 14-2220  | 49   | 32            | 1   | 21-1820  | 41   | 11            | 1   | 37-4134  | 57   | 10            | 1   |
| 14-0402  | 19   | 21            | 1   | 14-6101  | 41   | 19            | 2   | 21-1822  | 75   | 29            | 2   | 37-4135  | 57   | 12            | 1   |
| 14-0402  | 21   | 34            | 6   | 14-6102  | 39   | 34            | 2   | 21-1822  | 69   | 15            | 1   | 37-4135  | 61   | 32            | 1   |
| 14-0402  | 47   | 28            | 1   | 14-6104  | 85   | 22            | 4   |          |      |               |     |          |      |               |     |

NUMERICAL INDEX—contd.

| Part No. | Page | Fig. Ref. No. | Qty | Part No. | Page | Fig. Ref. No. | Qty | Part No. | Page | Fig. Ref. No. | Qty | Part No. | Page | Fig. Ref. No. | Qty |
|----------|------|---------------|-----|----------|------|---------------|-----|----------|------|---------------|-----|----------|------|---------------|-----|
| 37-4141  | 57   | 1             | 1   | 57-2330  | 31   | 31            | 1   | 57-4698  | 33   | 21            | 1   | 60-0990  | 87   | 20            | 1   |
| 37-4206  | 61   | 8             | 1   | 57-2331  | 47   | 32            | 1   | 57-4699  | 31   | 37            | 1   | 60-1816  | 75   | 44            | 1   |
| 37-4208  | 61   | 9             | 1   | 57-2450  | 43   | 30            | 1   | 57-4700  | 31   | 5             | 1   | 60-1841  | 49   | 3             | 1   |
| 37-4209  | 61   | 26            | 1   | 57-2465  | 39   | 26            | 1   | 57-4702  | 31   | 10            | 1   | 60-1907  | 83   | 3             | 1   |
| 37-4213  | 61   | 30            | 1   | 57-2473  | 39   | 32            | 2   | 57-4704  | 31   | 44            | 1   | 60-1910  | 83   | 7             | 1   |
| 37-4214  | 61   | 11            | 1   | 57-2478  | 45   | 10            | 1   | 57-4753  | 31   | 11            | 1   | 60-1935  | 87   | 13            | 1   |
| 37-4215  | 61   | 33            | 1   | 57-2480  | 45   | 9             | 1   | 57-4768  | 33   | 2             | 1   | 60-1959  | 23   | 6             | 1   |
| 37-4217  | 61   | 15            | 1   | 57-2552  | 39   | 25            | 1   | 57-4771  | 33   | 20            | 1   | 60-1960  | 23   | 7             | 1   |
| 37-4236  | 61   | 14            | 2   | 57-2553  | 39   | 30            | 1   | 57-4781  | 35   | 9             | 1   | 60-1978  | 81   | 6             | 1   |
| 37-4243  | 61   | 3             | 1   | 57-2580  | 39   | 22            | 1   | 57-4783  | 35   | 1             | 1   | 60-1987  | 23   | 9             | 1   |
| 37-4244  | 61   | 6             | 10  | 57-3638  | 39   | 33            | 2   | 57-4793  | 35   | 18            | 1   |          |      |               |     |
| 37-4252  | 61   | 1             | 1   | 57-3642  | 39   | 5             | 1   | 57-4861  | 31   | 28            | 1   |          |      |               |     |
| 37-4254  | 61   | 2             | 1   | 57-3642  | 41   | 3             | 1   | 57-4874  | 39   | 6             | 1   | 60-1990  | 65   | 6             | 2   |
| 37-4259  | 61   | 19            | 1   | 57-3643  | 41   | 4             | 1   | 57-4875  | 39   | 7             | 1   | 60-2061  | 81   | 5             | 3   |
| 37-4261  | 61   | 16            | 1   | 57-3643  | 43   | 10            | 1   | 57-4876  | 39   | 4             | 1   | 60-2068  | 87   | 14            | 1   |
| 37-4263  | 59   | 43            | 1   | 57-3644  | 45   | 11            | 1   |          |      |               |     | 60-2087  | 73   | 25            | 1   |
| 37-4263  | 63   | 54            | 1   | 57-3646  | 45   | 8             | 1   |          |      |               |     | 60-2184  | 83   | 5             | 1   |
| 37-4270  | 61   | 5             | 10  | 57-3647  | 39   | 29            | 1   | 57-4878  | 31   | 21            | 1   | 60-2242  | 79   | 3             | 1   |
| 37-4272  | 61   | 22            | 4   | 57-3705  | 39   | 19            | 1   | 57-4879  | 31   | 2             | 1   | 60-2294  | 49   | 23            | 2   |
| 37-4275  | 57   | 17            | 1   | 57-3709  | 39   | 15            | 1   | 57-4881  | 33   | 22            | 1   | 60-2314  | 39   | 27            | 3   |
| 37-4275  | 61   | 10            | 1   |          |      |               |     | 57-4889  | 33   | 34            | 1   | 60-2320  | 17   | 39            | 6   |
| 37-4303  | 57   | 7             | 20  |          |      |               |     | 57-4890  | 33   | 1             | 1   | 60-2320  | 75   | 21            | 2   |
| 37-4303  | 61   | 4             | 20  | 57-3715  | 39   | 16            | 1   | 57-4891  | 31   | 1             | 1   | 60-2320  | 47   | 22            | 4   |
| 37-4305  | 57   | 2             | 1   | 57-3717  | 39   | 17            | 1   | 57-4892  | 31   | 33            | 1   | 60-2321  | 21   | 50            | 1   |
| 37-4362  | 61   | 27            | 1   | 57-3718  | 39   | 18            | 1   | 57-4895  | 45   | 1             | 1   | 60-2321  | 31   | 39            | 1   |
|          |      |               |     | 57-3719  | 39   | 20            | 12  | 57-4900  | 35   | 17            | 1   | 60-2321  | 31   | 42            | 1   |
|          |      |               |     | 57-3720  | 39   | 21            | 6   | 57-4904  | 31   | 23            | 1   | 60-2321  | 71   | 10            | 1   |
| 53-5896  | 53   | 32            | 2   | 57-3730  | 39   | 14            | 3   | 57-4906  | 31   | 24            | 1   | 60-2322  | 47   | 19            | 4   |
| 57-0023  | 31   | 4             | 1   | 57-3733  | 43   | 4             | 1   | 57-4909  | 35   | 3             | 1   | 60-2322  | 63   | 20            | 1   |
| 57-0031  | 31   | 34            | 1   | 57-3756  | 39   | 10            | 1   | 57-4911  | 43   | 21            | 1   | 60-2323  | 47   | 10            | 2   |
| 57-0047  | 31   | 6             | 1   | 57-3757  | 43   | 28            | 1   | 57-4913  | 43   | 22            | 1   | 60-2323  | 51   | 12            | 2   |
| 57-0280  | 57   | 15            | 1   | 57-3940  | 45   | 6             | 6   | 57-4916  | 39   | 35            | 1   | 60-2323  | 51   | 20            | 2   |
| 57-0280  | 61   | 13            | 1   | 57-3941  | 45   | 7             | 3   | 57-4917  | 45   | 2             | 1   | 60-2327  | 85   | 23            | 4   |
| 57-0404  | 33   | 26            | 2   | 57-3978  | 33   | 33            | 2   | 57-4920  | 45   | 3             | 1   | 60-2329  | 77   | 3             | 4   |
| 57-0405  | 33   | 25            | 2   | 57-3989  | 33   | 38            | 1   | 57-4923  | 43   | 31            | 1   | 60-2330  | 17   | 15            | 7   |
| 57-0407  | 33   | 27            | 1   | 57-3990  | 43   | 3             | 1   | 57-4926  | 31   | 40            | 1   | 60-2330  | 29   | 22            | 1   |
| 57-0730  | 35   | 26            | 1   | 57-4004  | 45   | 5             | 1   | 57-4927  | 41   | 16            | 1   | 60-2330  | 29   | 28            | 1   |
| 57-0731  | 35   | 27            | 1   | 57-4113  | 33   | 8             | 1   | 57-4928  | 41   | 17            | 1   | 60-2330  | 37   | 22            | 2   |
| 57-0825  | 37   | 26            | 1   | 57-4226  | 33   | 30            | 1   | 57-4929  | 41   | 20            | 1   | 60-2330  | 53   | 3             | 6   |
| 57-0912  | 17   | 19            | 1   | 57-4227  | 33   | 32            | 1   | 57-4930  | 41   | 18            | 1   | 60-2330  | 63   | 31            | 4   |
| 57-0912  | 33   | 5             | 1   | 57-4356  | 31   | 32            | 1   | 57-4932  | 41   | 5             | 1   | 60-2331  | 55   | 17            | 1   |
| 57-0912  | 43   | 12            | 1   | 57-4363  | 33   | 10            | 1   | 57-4933  | 39   | 28            | 1   | 60-2331  | 59   | 42            | 2   |
| 57-0989  | 17   | 17            | 2   | 57-4364  | 33   | 35            | 1   | 57-4937  | 45   | 14            | 1   |          |      |               |     |
| 57-0989  | 17   | 48            | 2   | 57-4366  | 33   | 36            | 1   | 57-4941  | 31   | 22            | 1   |          |      |               |     |
| 57-0989  | 33   | 9             | 2   | 57-4370  | 35   | 12            | 1   | 57-4978  | 43   | 9             | 1   | 60-2332  | 51   | 23            | 1   |
| 57-0989  | 43   | 14            | 2   | 57-4376  | 35   | 13            | 1   | 57-4979  | 43   | 32            | 1   | 60-2339  | 49   | 20            | 1   |
| 57-1070  | 57   | 11            | 1   | 57-4377  | 35   | 14            | 1   | 57-5000  | 33   | 6             | 1   | 60-2340  | 85   | 19            | 4   |
| 57-1070  | 61   | 31            | 1   | 57-4394  | 35   | 5             | 1   |          |      |               |     | 60-2340  | 63   | 14            | 2   |
| 57-1250  | 35   | 28            | 1   | 57-4396  | 35   | 2             | 1   |          |      |               |     | 60-2347  | 75   | 41            | 4   |
| 57-1606  | 17   | 46            | 1   | 57-4403  | 33   | 24            | 2   | 57-5001  | 45   | 4             | 12  | 60-2347  | 77   | 8             | 4   |
| 57-1607  | 17   | 47            | 1   | 57-4459  | 33   | 31            | 1   | 57-5006  | 33   | 39            | 1   | 60-2347  | 77   | 13            | 1   |
| 57-1607  | 33   | 4             | 1   | 57-4575  | 35   | 15            | 1   | 57-5087  | 33   | 40            | 1   | 60-2349  | 91   | —             | 1   |
| 57-1614  | 33   | 3             | 1   |          |      |               |     | 57-5089  | 31   | 36            | 1   | 60-2370  | 19   | 9             | 1   |
| 57-1645  | 43   | 1             | 1   |          |      |               |     | 57-5114  | 31   | 35            | 1   | 60-2381  | 73   | 26            | 1   |
| 57-1646  | 43   | 6             | 1   | 57-4596  | 45   | 13            | 1   | 57-5118  | 41   | 1             | 1   | 60-2391  | 29   | 26            | 2   |
| 57-1896  | 33   | 11            | 1   | 57-4647  | 35   | 19            | 1   | 57-5119  | 41   | 2             | 1   | 60-2391  | 71   | 16            | 6   |
| 57-1920  | 17   | 28            | 1   | 57-4653  | 35   | 16            | 1   | 57-5120  | 43   | 7             | 1   | 60-2391  | 73   | 10            | 2   |
|          |      |               |     | 57-4654  | 35   | 22            | 1   | 57-5121  | 43   | 8             | 1   | 60-2391  | 91   | 5             | 1   |
|          |      |               |     | 57-4657  | 35   | 20            | 1   | 60-0052  | 73   | 2             | 1   | 60-2391  | 69   | 32            | 2   |
|          |      |               |     | 57-4660  | 33   | 37            | 1   | 60-0291  | 83   | 2             | 1   | 60-2416  | 69   | 31            | 2   |
| 57-1955  | 31   | 9             | 1   | 57-4661  | 35   | 25            | 1   | 60-0494  | 85   | 12            | 1   | 60-2417  | 31   | 30            | 1   |
| 57-1956  | 31   | 8             | 1   | 57-4662  | 35   | 21            | 1   | 60-0696  | 73   | 13            | 1   | 60-2418  | 47   | 27            | 1   |
| 57-1962  | 35   | 30            | 1   | 57-4663  | 35   | 23            | 1   | 60-0697  | 73   | 14            | 4   | 60-2420  | 51   | 30            | 1   |
| 57-1962  | 43   | 34            | 1   | 57-4667  | 39   | 2             | 1   | 60-0702  | 69   | 25            | 6   | 60-2427  | 75   | 14            | 4   |
| 57-1963  | 35   | 29            | 1   | 57-4673  | 39   | 1             | 1   | 60-0707  | 29   | 32            | 6   | 60-2427  | 59   | 31            | 2   |
| 57-2166  | 21   | 17            | 4   | 57-4674  | 39   | 3             | 1   | 60-0767  | 83   | 4             | 1   | 60-2427  | 63   | 46            | 1   |
| 57-2166  | 43   | 26            | 1   | 57-4675  | 39   | 11            | 1   | 60-0786  | 87   | 3             | 1   | 60-2427  | 63   | 53            | 1   |
| 57-2215  | 43   | 11            | 1   | 57-4677  | 39   | 12            | 1   | 60-0911  | 87   | 18            | 3   | 60-2428  | 75   | 7             | 2   |
| 57-2220  | 43   | 5             | 1   | 57-4678  | 39   | 13            | 1   | 60-0987  | 87   | 8             | 1   | 60-2428  | 55   | 40            | 4   |
| 57-2240  | 35   | 32            | 1   |          |      |               |     |          |      |               |     |          |      |               |     |

NUMERICAL INDEX—contd.

| Part No. | Page | Fig. Ref. No. | Qty | Part No. | Page | Fig. Ref. No. | Qty | Part No. | Page | Fig. Ref. No. | Qty | Part No. | Page | Fig. Ref. No. | Qty |
|----------|------|---------------|-----|----------|------|---------------|-----|----------|------|---------------|-----|----------|------|---------------|-----|
| 60-2440  | 49   | 17            | 1   | 60-4246  | 47   | 5             | 1   | 60-4456  | 85   | 10            | 1   | 70-2728  | 53   | 24            | 2   |
| 60-2440  | 49   | 21            | 1   | 60-4246  | 49   | 30            | 8   | 60-4457  | 81   | 2             | 1   | 70-3446  | 33   | 16            | 1   |
| 60-2604  | 89   | 24            | 1   | 60-4246  | 51   | 17            | 6   | 60-4458  | 81   | 1             | 1   | 70-3448  | 47   | 23            | 2   |
| 60-2684  | 29   | 29            | 1   | 60-4247  | 17   | 14            | 8   | 60-4460  | 79   | 11            | 1   | 70-3768  | 53   | 11            | 4   |
| 60-2708  | 33   | 12            | 2   | 60-4247  | 27   | 33            | 3   | 60-4502  | 85   | 25            | 1   | 70-3768  | 53   | 16            | 8   |
|          |      |               |     | 60-4247  | 29   | 20            | 6   | 60-4503  | 85   | 27            | 3   | 70-3975  | 15   | 5             | 1   |
|          |      |               |     | 60-4247  | 31   | 20            | 2   | 60-4504  | 41   | 7             | 1   | 70-4144  | 27   | 36            | 1   |
| 60-2720  | 73   | 18            | 1   | 60-4247  | 75   | 37            | 2   | 60-4505  | 87   | 21            | 1   | 70-4568  | 27   | 8             | 1   |
| 60-3043  | 87   | 19            | 3   | 60-4247  | 41   | 13            | 2   | 60-4508  | 87   | 15            | 1   | 70-4746  | 25   | 15            | 4   |
| 60-3161  | 73   | 5             | 1   | 60-4247  | 51   | 10            | 8   | 60-4511  | 67   | 16            | 1   | 70-4752  | 25   | 14            | 8   |
| 60-3297  | 45   | 29            | 1   | 60-4247  | 53   | 8             | 4   | 60-4512  | 67   | 17            | 1   | 70-5155  | 85   | 31            | 1   |
| 60-3355  | 85   | 37            | 2   | 60-4247  | 53   | 13            | 2   | 60-4513  | 85   | 7             | 1   | 70-5156  | 85   | 32            | 1   |
| 60-3494  | 35   | 24            | 1   | 60-4247  | 53   | 18            | 4   | 60-4514  | 85   | 1             | 1   | 70-5157  | 85   | 33            | 1   |
| 60-3495  | 91   | 14            | 1   | 60-4248  | 69   | 13            | 2   | 60-4515  | 85   | 2             | 1   | 70-5874  | 53   | 10            | 2   |
| 60-3496  | 91   | 15            | 1   | 60-4250  | 15   | 30            | 3   | 60-4516  | 87   | 4             | 1   | 70-5998  | 15   | 9             | 6   |
| 60-3497  | 91   | 16            | 1   | 60-4250  | 73   | 24            | 4   | 60-4518  | 59   | 21            | 1   | 70-6018  | 21   | 23            | 2   |
| 60-3498  | 91   | 17            | 1   | 60-4250  | 77   | 12            | 1   | 60-4520  | 47   | 12            | 1   | 70-6023  | 17   | 31            | 4   |
| 60-3500  | 35   | 11            | 1   | 60-4251  | 47   | 8             | 2   | 60-4521  | 29   | 39            | 1   | 70-6025  | 17   | 41            | 2   |
| 60-3510  | 35   | 6             | 1   | 60-4253  | 39   | 24            | 1   | 60-4531  | 83   | 8             | 1   | 70-6026  | 17   | 43            | 2   |
| 60-3511  | 35   | 10            | 2   | 60-4256  | 29   | 16            | 2   | 60-4539  | 83   | 9             | 1   | 70-6088  | 15   | 22            | 1   |
| 60-3521  | 89   | 25            | 1   | 60-4259  | 53   | 38            | 2   | 60-4556  | 75   | 43            | 1   |          |      |               |     |
| 60-3548  | 21   | 24            | 2   | 60-4260  | 75   | 30            | 2   | 60-4559  | 89   | 40            | 1   | 70-6130  | 19   | 17            | 1   |
| 60-3552  | 33   | 7             | 1   | 60-4260  | 69   | 16            | 1   | 60-4561  | 87   | 16            | 1   | 70-6173  | 15   | 26            | 1   |
| 60-3565  | 81   | 3             | 1   | 60-4262  | 69   | 4             | 1   | 60-4569  | 73   | 6             | 1   | 70-6420  | 21   | 2             | 6   |
| 60-3566  | 81   | 4             | 1   | 60-4266  | 59   | 46            | 1   | 60-4569  | 69   | 35            | 1   | 70-6432  | 27   | 1             | 1   |
| 60-3585  | 79   | 6             | 1   | 60-4266  | 63   | 11            | 1   |          |      |               |     | 70-6496  | 25   | 5             | 1   |
| 60-3586  | 79   | 7             | 1   | 60-4267  | 31   | 27            | 1   | 60-4571  | 23   | 1             | 1   | 70-6501  | 19   | 13            | 1   |
| 60-3614  | 89   | 26            | 1   | 60-4267  | 51   | 29            | 1   | 60-4572  | 23   | 1             | 1   | 70-6519  | 27   | 9             | 1   |
| 60-3671  | 91   | —             | 1   | 60-4307  | 45   | 12            | 1   | 60-4572  | 23   | 1             | 1   | 70-6521  | 27   | 20            | 3   |
| 60-3711  | 83   | 6             | 1   | 60-4315  | 23   | 10            | 1   | 60-4573  | 23   | 37            | 1   | 70-6522  | 27   | 31            | 3   |
| 60-3719  | 87   | 28            | 1   |          |      |               |     | 60-4574  | 67   | 5             | —   | 70-6523  | 15   | 19            | 2   |
| 60-3748  | 31   | 43            | 1   | 60-4316  | 91   | 2             | 1   | 60-4575  | 67   | 6             | —   | 70-6524  | 15   | 25            | 1   |
| 60-3761  | 15   | 8             | 6   | 60-4317  | 91   | 1             | 1   | 60-4578  | 77   | 30            | 1   | 70-6559  | 27   | 21            | 3   |
| 60-3780  | 91   | 13            | 1   | 60-4328  | 59   | 7             | 1   | 60-4580  | 63   | 34            | 2   | 70-6563  | 21   | 39            | 1   |
| 60-3891  | 91   | 7             | 3   | 60-4328  | 63   | 49            | 1   | 60-4581  | 63   | 35            | 2   | 70-6564  | 21   | 38            | 1   |
| 60-3892  | 91   | 8             | 3   | 60-4333  | 31   | 3             | 1   | 60-4583  | 27   | 25            | 1   | 70-6567  | 19   | 10            | 1   |
| 60-3893  | 91   | 6             | 3   | 60-4333  | 41   | 6             | 1   | 60-4584  | 63   | 37            | 2   | 70-6570  | 19   | 6             | 2   |
|          |      |               |     | 60-4335  | 89   | 39            | 1   | 60-4586  | 79   | 8             | 1   | 70-6571  | 19   | 16            | 1   |
| 60-3896  | 29   | 15            | 2   | 60-4336  | 73   | 7             | 1   | 60-4587  | 79   | 9             | 1   | 70-6573  | 17   | 6             | 1   |
| 60-3923  | 87   | 6             | 3   | 60-4338  | 59   | 25            | 1   | 60-4589  | 87   | 31            | 3   | 70-6577  | 15   | 2             | 1   |
| 60-3924  | 87   | 7             | 3   | 60-4341  | 77   | 31            | 1   | 60-4592  | 37   | 24            | 1   | 70-6578  | 17   | 18            | 1   |
| 60-4101  | 59   | 32            | 1   | 60-4344  | 87   | 24            | 1   | 60-4594  | 47   | 13            | 1   | 70-6580  | 19   | 15            | 1   |
| 60-4101  | 63   | 2             | 1   | 60-4345  | 87   | 25            | 1   | 60-4595  | 55   | 55            | 1   | 70-6584  | 19   | 11            | 1   |
| 60-4102  | 59   | 1             | 1   | 60-4346  | 87   | 26            | 1   | 60-4596  | 29   | 30            | 1   | 70-6595  | 19   | 7             | 1   |
| 60-4103  | 77   | 21            | 2   | 60-4347  | 87   | 27            | 1   | 60-4597  | 63   | 47            | 1   | 70-6743  | 53   | 26            | 1   |
| 60-4109  | 77   | 25            | 1   | 60-4362  | 81   | 7             | 1   | 70-0402  | 41   | 15            | 1   | 70-6744  | 53   | 28            | 2   |
| 60-4110  | 77   | 23            | 1   | 60-4365  | 63   | 51            | 1   | 70-1335  | 69   | 42            | 4   | 70-6836  | 15   | 13            | 3   |
| 60-4156  | 59   | 45            | 1   | 60-4366  | 63   | 50            | 1   | 70-1523  | 17   | 33            | 1   | 70-6838  | 15   | 11            | 6   |
| 60-4156  | 63   | 56            | 1   | 60-4374  | 63   | 42            | 1   | 70-1523  | 33   | 41            | 1   | 70-6840  | 15   | 14            | 6   |
| 60-4175  | 59   | 23            | 1   | 60-4393  | 29   | 23            | 1   | 70-1532  | 17   | 5             | 1   | 70-6848  | 69   | 41            | 4   |
| 60-4177  | 59   | 22            | 1   | 60-4397  | 63   | 40            | 1   | 70-1532  | 25   | 4             | 4   | 70-6848  | 69   | 21            | 2   |
| 60-4178  | 59   | 26            | 1   | 60-4398  | 63   | 43            | 1   | 70-1558  | 15   | 17            | 2   |          |      |               |     |
| 60-4180  | 59   | 27            | 3   | 60-4399  | 63   | 44            | 1   | 70-1574  | 21   | 35            | 6   |          |      |               |     |
| 60-4180  | 63   | 25            | 1   | 60-4401  | 63   | 27            | 1   | 70-1575  | 21   | 36            | 12  | 70-6885  | 45   | 22            | 1   |
| 60-4182  | 59   | 17            | 1   | 60-4403  | 61   | 29            | 1   | 70-1580  | 15   | 24            | 1   | 70-7246  | 45   | 21            | 1   |
| 60-4183  | 59   | 18            | 1   | 60-4409  | 63   | 33            | 1   | 70-1591  | 17   | 40            | 1   | 70-7248  | 45   | 20            | 1   |
| 60-4184  | 59   | 19            | 1   | 60-4414  | 63   | 23            | 1   |          |      |               |     | 70-7351  | 85   | 38            | 1   |
| 60-4186  | 59   | 20            | 1   | 60-4415  | 63   | 24            | 1   |          |      |               |     | 70-7351  | 67   | 18            | 2   |
| 60-4212  | 37   | 23            | 1   | 60-4419  | 17   | 10            | 3   | 70-1612  | 33   | 29            | 4   | 70-7512  | 53   | 39            | 2   |
| 60-4217  | 87   | 1             | 1   | 60-4427  | 69   | 34            | 1   | 70-1612  | 77   | 18            | 1   | 70-7573  | 59   | 14            | 1   |
| 60-4223  | 87   | 5             | 3   | 60-4433  | 71   | 24            | 2   | 70-1612  | 87   | 12            | 1   | 70-8038  | 45   | 24            | 1   |
| 60-4224  | 87   | 23            | 1   |          |      |               |     | 70-1670  | 19   | 8             | 1   | 70-8144  | 15   | 32            | 1   |
| 60-4241  | 37   | 1             | 1   |          |      |               |     | 70-1719  | 73   | 17            | 1   | 70-8147  | 27   | 35            | 1   |
| 60-4245  | 21   | 25            | 4   | 60-4438  | 83   | 1             | 1   | 70-2288  | 59   | 28            | 3   | 70-8163  | 27   | 24            | 1   |
| 60-4245  | 21   | 42            | 4   | 60-4442  | 43   | 13            | 1   | 70-2288  | 63   | 26            | 1   | 70-8175  | 21   | 37            | 6   |
| 60-4245  | 75   | 4             | 2   | 60-4447  | 43   | 33            | 1   | 70-2351  | 51   | 4             | 2   | 70-8720  | 21   | 11            | 6   |
| 60-4245  | 75   | 10            | 3   | 60-4454  | 81   | 8             | 1   | 70-2351  | 65   | 12            | 2   | 70-8732  | 19   | 5             | 4   |
| 60-4245  | 75   | 25            | 2   | 60-4455  | 85   | 6             | 1   | 70-2728  | 37   | 28            | 1   | 70-8738  | 17   | 3             | 2   |

NUMERICAL INDEX—contd.

| Part No. | Page | Fig. Ref. No. | Qty | Part No. | Page | Fig. Ref. No. | Qty | Part No. | Page | Fig. Ref. No. | Qty | Part No. | Page | Fig. Ref. No. | Qty |
|----------|------|---------------|-----|----------|------|---------------|-----|----------|------|---------------|-----|----------|------|---------------|-----|
| 70-8745  | 17   | 22            | 4   | 71-1441  | 27   | 10            | 1   | 71-4138  | 85   | 28            | 1   | 82-7510  | 69   | 11            | 2   |
| 70-8751  | 17   | 4             | 2   | 71-1442  | 19   | 2             | 1   | 71-4139  | 85   | 29            | 1   | 82-7560  | 73   | 15            | 1   |
| 70-8755  | 17   | 32            | 1   | 71-1444  | 19   | 14            | 2   | 71-4181  | 69   | 37            | 1   | 82-7835  | 71   | 25            | 1   |
| 70-8756  | 27   | 22            | 2   | 71-1445  | 21   | 40            | 2   | 71-4182  | 69   | 38            | 1   | 82-7835  | 73   | 22            | 2   |
| 70-8760  | 27   | 29            | 1   | 71-1447  | 33   | 14            | 1   | 71-4185  | 69   | 39            | 2   | 82-7848  | 49   | 8             | 2   |
| 70-8762  | 27   | 2             | 1   | 71-1451  | 35   | 7             | 1   |          |      |               |     | 82-7862  | 73   | 21            | 1   |
| 70-8764  | 15   | 16            | 1   | 71-1454  | 43   | 35            | —   |          |      |               |     | 82-8026  | 73   | 20            | 1   |
| 70-8768  | 15   | 23            | 1   | 71-2246  | 15   | 20            | 1   | 71-4237  | 19   | 20            | 1   | 82-8090  | 49   | 7             | 2   |
| 70-8770  | 25   | 8             | 10  | 71-2248  | 15   | 21            | 1   | 71-4237  | 45   | 30            | 1   | 82-8243  | 51   | 32            | 1   |
| 70-8770  | 57   | 19            | 8   | 71-2250  | 15   | 27            | 1   | 71-4245  | 21   | 15            | 1   | 82-8245  | 71   | 12            | 1   |
| 70-8770  | 61   | 24            | 4   |          |      |               |     | 71-4246  | 21   | 14            | 1   | 82-8382  | 47   | 38            | 1   |
| 70-8773  | 21   | 16            | 2   |          |      |               |     | 71-4250  | 25   | 6             | 1   | 82-8981  | 37   | 30            | 1   |
| 70-8774  | 17   | 16            | 4   | 71-2480  | 85   | 36            | 1   | 71-4251  | 45   | 15            | 1   | 82-9053  | 53   | 31            | 2   |
| 70-8776  | 17   | 24            | 2   | 71-2501  | 49   | 4             | 1   | 71-4252  | 45   | 19            | 1   | 82-9054  | 53   | 33            | 2   |
| 70-8780  | 15   | 31            | 1   | 71-2653  | 85   | 34            | 1   | 71-4356  | 21   | 1             | 1   | 82-9089  | 53   | 35            | 2   |
|          |      |               |     | 71-2660  | 45   | 25            | 1   | 71-4358  | 21   | 4             | 1   | 82-9092  | 63   | 32            | 2   |
|          |      |               |     | 71-2718  | 15   | 18            | 2   | 71-4360  | 29   | 9             | 1   | 82-9279  | 51   | 33            | 1   |
| 70-8780  | 17   | 42            | 1   | 71-2792  | 19   | 12            | 1   | 71-4378  | 25   | 12            | 4   | 82-9317  | 65   | 9             | 2   |
| 70-8782  | 21   | 18            | 4   | 71-3208  | 17   | 25            | 2   | 71-4400  | 29   | 3             | 1   | 82-9321  | 65   | 14            | 4   |
| 70-8782  | 43   | 27            | 1   | 71-3221  | 45   | 16            | 1   | 71-4402  | 53   | 6             | 2   | 82-9322  | 65   | 13            | 8   |
| 70-8785  | 45   | 28            | 1   | 71-3222  | 45   | 18            | 1   | 71-4407  | 53   | 9             | 1   | 82-9323  | 65   | 10            | 2   |
| 70-8787  | 21   | 9             | 6   | 71-3294  | 29   | 11            | 1   | 71-4424  | 53   | 19            | 1   | 82-9353  | 71   | 4             | 1   |
| 70-8788  | 21   | 10            | 6   | 71-3307  | 15   | 1             | 1   | 71-4427  | 53   | 20            | 1   | 82-9435  | 69   | 7             | 1   |
| 70-8789  | 21   | 12            | 6   | 71-3358  | 21   | 33            | 6   | 71-4429  | 53   | 21            | 1   | 82-9436  | 67   | 15            | 1   |
| 70-8817  | 25   | 3             | 12  | 71-3361  | 21   | 7             | 3   | 71-4431  | 53   | 22            | 1   | 82-9445  | 73   | 4             | 1   |
| 70-8819  | 21   | 44            | 2   | 71-3362  | 21   | 8             | 3   | 71-4433  | 17   | 7             | 1   | 82-9530  | 69   | 26            | 1   |
| 70-8820  | 21   | 43            | 4   | 71-3541  | 45   | 26            | 1   | 71-4434  | 27   | 4             | 1   | 82-9531  | 69   | 27            | 1   |
| 70-8860  | 53   | 27            | 2   | 71-3579  | 37   | 10            | 1   | 71-4435  | 27   | 28            | —   | 82-9561  | 71   | 6             | 3   |
| 70-8896  | 17   | 45            | 1   | 71-3581  | 37   | 11            | 1   | 71-4458  | 53   | 40            | 2   | 82-9562  | 71   | 20            | 3   |
| 70-8904  | 69   | 20            | 1   | 71-3587  | 21   | 29            | 2   | 71-4459  | 53   | 29            | 1   | 82-9573  | 65   | 7             | 4   |
| 70-8914  | 25   | 2             | 3   | 71-3588  | 21   | 28            | 2   | 82-1335  | 79   | 26            | 2   |          |      |               |     |
| 70-9060  | 29   | 31            | 3   | 71-3589  | 21   | 31            | 1   | 82-1713  | 69   | 6             | 1   |          |      |               |     |
| 70-9073  | 29   | 2             | 2   | 71-3590  | 21   | 30            | 1   | 82-2184  | 55   | 10            | 3   | 82-9630  | 51   | 34            | 1   |
| 70-9073  | 29   | 5             | 2   | 71-3596  | 15   | 15            | 1   | 82-3808  | 75   | 18            | 1   | 82-9659  | 69   | 2             | 1   |
| 70-9237  | 21   | 26            | 4   | 71-3641  | 17   | 1             | 1   | 82-4129  | 73   | 8             | 2   | 82-9664  | 69   | 9             | 1   |
| 70-9239  | 21   | 27            | 4   | 71-3653  | 37   | 15            | 1   | 82-4129  | 69   | 36            | 2   | 82-9907  | 65   | 5             | 2   |
| 70-9240  | 21   | 45            | 8   | 71-3654  | 37   | 16            | 1   | 82-4228  | 73   | 16            | 1   | 82-9997  | 49   | 13            | 1   |
| 70-9254  | 29   | 12            | 1   | 71-3655  | 37   | 31            | 1   |          |      |               |     | 83-0002  | 67   | 19            | 2   |
| 70-9255  | 29   | 7             | 2   | 71-3661  | 37   | 32            | 1   |          |      |               |     | 83-1267  | 47   | 31            | 1   |
| 70-9266  | 27   | 6             | 3   | 71-3662  | 37   | 33            | 1   | 82-4671  | 47   | 33            | 1   | 83-1270  | 47   | 36            | 2   |
| 70-9332  | 85   | 30            | 1   | 71-3663  | 37   | 29            | 1   | 82-4715  | 27   | 11            | 3   | 83-1549  | 69   | 33            | 1   |
| 70-9510  | 21   | 3             | 2   | 71-3664  | 37   | 27            | 1   | 82-4715  | 55   | 43            | 2   | 83-1598  | 51   | 6             | 2   |
| 70-9558  | 21   | 22            | 2   |          |      |               |     | 82-4717  | 29   | 25            | 2   | 83-2175  | 71   | 3             | 1   |
| 70-9586  | 71   | 21            | 3   |          |      |               |     | 82-4717  | 73   | 9             | 2   | 83-2266  | 61   | 18            | 1   |
| 70-9727  | 15   | 7             | 6   | 71-3665  | 37   | 25            | 1   | 82-4717  | 65   | 11            | 2   | 83-2726  | 77   | 1             | 1   |
| 70-9739  | 15   | 12            | 3   | 71-3748  | 21   | 13            | 12  | 82-4898  | 73   | 19            | 2   | 83-3665  | 29   | 14            | 1   |
| 70-9740  | 15   | 6             | 3   | 71-3785  | 69   | 22            | 1   | 82-5313  | 49   | 6             | 1   | 83-3875  | 67   | 9             | 1   |
|          |      |               |     | 71-3786  | 69   | 23            | 1   | 82-5343  | 69   | 3             | 1   | 83-3970  | 91   | —             | 1   |
|          |      |               |     | 71-3885  | 29   | 8             | 1   | 82-5943  | 51   | 27            | 4   | 83-3971  | 91   | —             | 1   |
|          |      |               |     | 71-3919  | 29   | 4             | 1   | 82-5944  | 49   | 11            | 1   | 83-4774  | 77   | 10            | 1   |
| 70-9741  | 15   | 10            | 3   | 71-3935  | 25   | 1             | 1   | 82-5994  | 75   | 35            | 1   | 83-4784  | 77   | 5             | 1   |
| 70-9807  | 27   | 30            | 1   | 71-3946  | 29   | 33            | 1   | 82-6031  | 75   | 34            | 1   | 83-4800  | 77   | 19            | 2   |
| 70-9856  | 17   | 26            | 2   | 71-3947  | 29   | 36            | 6   | 82-6039  | 69   | 17            | 1   | 83-4806  | 77   | 20            | 1   |
| 71-0007  | 27   | 5             | 2   | 71-3948  | 29   | 37            | 3   | 82-6042  | 49   | 2             | 2   | 83-4968  | 75   | 28            | 1   |
| 71-0037  | 33   | 23            | 1   | 71-3974  | 25   | 11            | 6   | 82-6310  | 75   | 24            | 2   | 83-4984  | 69   | 1             | 1   |
| 71-0070  | 21   | 32            | 6   | 71-3976  | 25   | 10            | 6   | 82-6310  | 75   | 32            | 1   | 83-4985  | 71   | 1             | 1   |
| 71-0245  | 29   | 6             | 2   | 71-3987  | 41   | 8             | 1   | 82-6673  | 71   | 7             | 2   | 83-5001  | 77   | 16            | 1   |
| 71-1051  | 45   | 23            | 1   | 71-4001  | 29   | 34            | 1   | 82-6673  | 71   | 11            | 1   | 83-5014  | 71   | 13            | 1   |
| 71-1070  | 17   | 27            | 2   | 71-4002  | 29   | 35            | 1   | 82-6673  | 73   | 3             | 2   | 83-5015  | 69   | 28            | 1   |
| 71-1070  | 19   | 19            | 1   | 71-4045  | 61   | 25            | 4   | 82-6673  | 69   | 10            | 2   | 83-5021  | 87   | 22            | 1   |
| 71-1070  | 35   | 4             | 1   | 71-4077  | 29   | 1             | 1   | 82-6738  | 55   | 3             | 1   | 83-5092  | 71   | 19            | 1   |
| 71-1129  | 17   | 30            | 4   | 71-4078  | 29   | 21            | 1   | 82-6821  | 49   | 5             | 2   | 83-5096  | 71   | 18            | 1   |
| 71-1175  | 69   | 40            | 2   | 71-4082  | 29   | 10            | 1   | 82-6850  | 77   | 6             | 1   |          |      |               |     |
| 71-1190  | 25   | 13            | 4   | 71-4084  | 29   | 27            | 1   | 82-6874  | 69   | 8             | 1   |          |      |               |     |
| 71-1270  | 19   | 18            | 1   | 71-4084  | 29   | 27            | 1   | 82-6915  | 75   | 22            | 1   | 83-5105  | 77   | 15            | 2   |
| 71-1349  | 17   | 37            | 6   | 71-4098  | 21   | 6             | 8   | 82-6981  | 89   | 34            | 1   | 83-5147  | 75   | 39            | 1   |
| 71-1350  | 27   | 7             | 1   | 71-4098  | 25   | 9             | 4   | 82-7021  | 47   | 39            | 1   | 83-5168  | 71   | 26            | 1   |
| 71-1351  | 19   | 1             | 1   | 71-4099  | 29   | 24            | 1   | 82-7352  | 49   | 12            | 1   | 83-5168  | 75   | 27            | 1   |
| 71-1353  | 19   | 22            | 1   | 71-4122  | 17   | 9             | 2   | 82-7431  | 87   | 2             | 1   | 83-5230  | 63   | 1             | 1   |
| 71-1440  | 27   | 3             | 1   | 71-4131  | 85   | 35            | 1   |          |      |               |     |          |      |               |     |



NUMERICAL INDEX—contd.

| Part No. | Page | Fig. Ref. No. | Qty | Part No. | Page | Fig. Ref. No. | Qty | Part No. | Page | Fig. Ref. No. | Qty | Part No. | Page | Fig. Ref. No. | Qty |
|----------|------|---------------|-----|----------|------|---------------|-----|----------|------|---------------|-----|----------|------|---------------|-----|
| 83-5231  | 49   | 14            | 1   | 83-5864  | 65   | 2             | 1   | 97-4377  | 55   | 35            | 1   | 99-0512  | 23   | 18            | 1   |
| 83-5237  | 49   | 31            | 1   | 83-5869  | 65   | 4             | 1   | 97-4380  | 55   | 19            | 2   | 99-0513  | 23   | 19            | 1   |
| 83-5270  | 51   | 1             | 1   | 83-5870  | 61   | 28            | 1   | 97-4387  | 55   | 20            | 2   | 99-0514  | 23   | 20            | 1   |
| 83-5276  | 69   | 14            | 1   | 83-5874  | 75   | 16            | 1   | 97-4391  | 79   | 10            | 1   | 99-0515  | 23   | 12            | 1   |
| 83-5309  | 73   | 11            | 1   |          |      |               |     | 97-4391  | 59   | 2             | 1   | 99-0517  | 23   | 24            | 1   |
| 83-5353  | 47   | 29            | 2   |          |      |               |     | 97-4399  | 55   | 33            | 1   | 99-0520  | 23   | 13            | 1   |
| 83-5361  | 67   | 7             | 2   | 83-5890  | 69   | 18            | 1   | 97-4456  | 55   | 41            | 1   | 99-0521  | 23   | 4             | 4   |
| 83-5362  | 69   | 29            | 1   | 83-5891  | 69   | 19            | 1   | 97-4457  | 55   | 42            | 1   | 99-0522  | 23   | 2             | 1   |
| 83-5366  | 63   | 21            | 1   | 83-5892  | 69   | 5             | 1   | 97-4461  | 55   | 54            | 2   | 99-0537  | 89   | 22            | 4   |
| 83-5368  | 49   | 1             | 1   | 83-5895  | 53   | 30            | 2   | 97-4476  | 55   | 7             | 1   | 99-0542  | 77   | 29            | 1   |
| 83-5378  | 73   | 12            | 1   | 83-5897  | 47   | 1             | 1   | 97-4541  | 55   | 11            | 1   | 99-0683  | 89   | 4             | 6   |
| 83-5388  | 51   | 3             | 2   | 83-5898  | 47   | 2             | 1   | 97-4545  | 55   | 34            | 1   | 99-0692  | 89   | 3             | 1   |
| 83-5390  | 69   | 24            | 1   | 83-5899  | 47   | 15            | 1   | 97-4552  | 75   | 2             | 1   | 99-0769  | 27   | 17            | 3   |
| 83-5393  | 67   | 1             | —   | 83-5900  | 47   | 16            | 1   | 97-4554  | 55   | 24            | 2   | 99-1014  | 27   | 16            | 1   |
| 83-5401  | 63   | 18            | 1   | 97-0430  | 27   | 12            | 3   | 97-4556  | 55   | 23            | 2   | 99-1015  | 27   | 18            | 1   |
| 83-5423  | 47   | 24            | 1   | 97-0745  | 23   | 11            | 1   | 97-4557  | 55   | 46            | 1   | 99-1016  | 27   | 27            | 1   |
| 83-5424  | 47   | 25            | 1   | 97-0961  | 77   | 22            | 2   |          |      |               |     | 99-1020  | 23   | 15            | 1   |
| 83-5434  | 71   | 23            | 1   | 97-1425  | 79   | 23            | 4   | 97-4558  | 55   | 47            | 1   | 99-1021  | 23   | 26            | 1   |
| 83-5465  | 63   | 39            | 1   | 97-1527  | 79   | 24            | 2   | 97-4566  | 55   | 2             | 1   | 99-1022  | 23   | 30            | 1   |
| 83-5466  | 63   | 41            | 1   | 97-1529  | 79   | 27            | 4   | 97-4573  | 85   | 13            | 2   | 99-1023  | 23   | 31            | 1   |
| 83-5467  | 63   | 48            | 1   | 97-1580  | 79   | 29            | 2   | 97-4574  | 85   | 14            | 1   | 99-1034  | 23   | 14            | 1   |
| 83-5473  | 51   | 2             | 1   | 97-1581  | 79   | 30            | 2   | 97-4575  | 85   | 15            | 1   | 99-1035  | 23   | 16            | 1   |
| 83-5474  | 75   | 17            | 1   | 97-1708  | 59   | 24            | 1   | 97-4577  | 85   | 21            | 1   | 99-1049  | 23   | 3             | 1   |
| 83-5477  | 51   | 26            | 1   | 97-2123  | 21   | 47            | 4   | 97-4579  | 55   | 32            | 1   | 99-1051  | 23   | 32            | 1   |
| 83-5485  | 71   | 5             | 1   | 97-2123  | 27   | 34            | 6   | 97-4583  | 79   | 2             | 1   | 99-1139  | 49   | 26            | 2   |
|          |      |               |     | 97-2125  | 79   | 20            | 1   | 97-4587  | 85   | 20            | 2   | 99-1152  | 23   | 33            | 1   |
|          |      |               |     | 97-2142  | 79   | 21            | 1   | 97-4588  | 85   | 17            | 4   | 99-1153  | 23   | 34            | 1   |
|          |      |               |     | 97-2208  | 55   | 50            | 2   | 97-4589  | 89   | 38            | 1   |          |      |               |     |
| 83-5486  | 71   | 2             | 1   | 97-2209  | 55   | 51            | 4   | 97-4596  | 89   | 36            | 1   |          |      |               |     |
| 83-5529  | 37   | 34            | 1   | 97-2210  | 55   | 52            | 4   | 97-4600  | 55   | 21            | 2   | 99-1191  | 77   | 34            | 1   |
| 83-5548  | 51   | 5             | 2   | 97-2221  | 79   | 28            | 2   | 97-4605  | 55   | 1             | 1   | 99-1191  | 89   | 28            | 1   |
| 83-5549  | 49   | 15            | 1   | 97-2237  | 87   | 9             | 1   | 97-4651  | 79   | 1             | 1   | 99-1192  | 77   | 37            | 1   |
| 83-5550  | 49   | 22            | 1   | 97-2266  | 55   | 6             | 1   | 97-5000  | 85   | 24            | 1   | 99-1192  | 89   | 31            | 1   |
| 83-5581  | 51   | 25            | 1   | 97-2275  | 87   | 10            | 1   | 97-5045  | 91   | 12            | 1   | 99-1207  | 89   | 20            | 1   |
| 83-5583  | 37   | 35            | 1   | 97-2291  | 79   | 22            | 2   | 97-5047  | 91   | —             | 1   | 99-1208  | 89   | 18            | 1   |
| 83-5610  | 67   | 14            | 1   | 97-3893  | 55   | 44            | 2   | 97-5053  | 75   | 1             | 1   | 99-1209  | 89   | 19            | 1   |
| 83-5616  | 67   | 12            | 2   |          |      |               |     | 97-5055  | 75   | 15            | 1   | 99-1214  | 89   | 10            | 1   |
| 83-5617  | 67   | 10            | 1   |          |      |               |     | 97-5055  | 59   | 29            | 1   | 99-1233  | 27   | 15            | 1   |
| 83-5618  | 67   | 11            | 1   |          |      |               |     | 97-5056  | 55   | 48            | 1   | 99-1257  | 77   | 26            | 1   |
| 83-5690  | 73   | 1             | 1   | 97-4001  | 55   | 36            | 1   | 97-5057  | 55   | 49            | 1   | 99-2751  | 59   | 6             | 1   |
| 83-5704  | 63   | 15            | 1   | 97-4002  | 55   | 45            | 2   | 97-5058  | 75   | 8             | 1   | 99-2752  | 59   | 8             | 1   |
| 83-5736  | 91   | 9             | 1   | 97-4003  | 55   | 27            | 2   | 97-5061  | 85   | 16            | 2   | 99-2754  | 59   | 9             | 1   |
| 83-5737  | 91   | 10            | 1   | 97-4004  | 55   | 31            | 2   | 99-0107  | 49   | 25            | 4   | 99-2757  | 59   | 10            | 1   |
| 83-5806  | 67   | 2             | —   | 97-4009  | 55   | 29            | 2   | 99-0122  | 49   | 24            | 4   | 99-2758  | 59   | 11            | 1   |
| 83-5813  | 47   | 3             | 1   | 97-4010  | 55   | 25            | 2   | 99-0173  | 85   | 11            | 1   | 99-2760  | 59   | 12            | 1   |
| 83-5845  | 51   | 24            | 1   | 97-4020  | 55   | 26            | 2   | 99-0224  | 23   | 29            | 1   | 99-2762  | 59   | 13            | 1   |
| 83-5847  | 67   | 4             | —   | 97-4028  | 55   | 13            | 1   | 99-0225  | 79   | 18            | 2   | 99-2765  | 59   | 36            | 2   |
| 83-5848  | 67   | 3             | —   | 97-4031  | 55   | 12            | 2   |          |      |               |     | 99-2765  | 63   | 6             | 2   |
| 83-5853  | 53   | 4             | 1   | 97-4076  | 55   | 22            | 2   |          |      |               |     | 99-2766  | 59   | 37            | 2   |
| 83-5854  | 53   | 5             | 1   | 97-4112  | 81   | 9             | 6   | 99-0438  | 23   | 23            | 1   | 99-2766  | 63   | 7             | 2   |
| 83-5857  | 47   | 37            | 1   | 97-4125  | 89   | 33            | 2   | 99-0510  | 23   | 8             | 1   | 99-2767  | 59   | 38            | 4   |
| 83-5860  | 65   | 3             | 2   | 97-4244  | 55   | 28            | 2   | 99-0511  | 23   | 22            | 1   | 99-2767  | 63   | 8             | 2   |
| 83-5863  | 65   | 1             | 1   | 97-4317  | 55   | 18            | 1   |          |      |               |     |          |      |               |     |
| 83-5864  | 65   | 2             | 1   |          |      |               |     |          |      |               |     |          |      |               |     |