

LUCAS
Quality
EQUIPMENT
&
SPARE PARTS



1962
B.S.A. MOTOR CYCLES
AND SCOOTERS

JOSEPH LUCAS (SALES & SERVICE) LTD · BIRMINGHAM 18 · ENGLAND

Compiled and issued by Parts Publications, Technical Records Department, Joseph Lucas (Sales & Service) Ltd., Great Hampton Street, Birmingham, 18
COPYRIGHT.—All rights reserved. No part of this publication may be reproduced without permission

EQUIPMENT SPECIFICATIONS AND PAGE INDEX

SCOOTERS

This publication supersedes NVS 1775, 1782 and 1835
which should be destroyed.

UNIT	For details or illustrations see Page No.	B1 175 c.c.		B2 250 c.c. (6 volt)		B2S 250 c.c. (12 volt)	
		Model	Part No.	Model	Part No.	Model	Part No.
ALTERNATOR	4	—	—	5AF	047540	5AF	54021000
ALTERNATOR (Later)	4	—	—	9AF	54021041	—	—
BATTERY	—	MLZ9E	—	MLZ9E	—	MLZ9E	—
COIL IGNITION	4	—	—	MA6	45077E	MA12	45101A
CONTACT BREAKER	4	—	—	4CA	47583B	4CA	47583B
HORN	12	5H	70155A	5H	70155A	5H	70156A
HORN (Later)	12	8H	70169A	8H	70169A	8H	70164A
HORN PUSH AND DIPPER	12	—	—	25SA	31563D	25SA	31563D
LAMPS							
Head, Home	7	—	—	MCF575P	58417D	MCF575P	58421D
Export, Europe, not France	7	—	—	MCF575P	58418D	MCF575P	58422D
Export, France	7	—	—	MCF575PEF	58419D	MCF575PEF	58423D
Export U.S.A.	7	—	—	MCF575	58420B	MCF575	58424B
Stop Tail	10	—	—	564	53432B	564	53454B
RECTIFIER	4	—	—	FSX1849	47132B	FSX1849	47128B
STARTING MOTOR	7	—	—	—	—	M3	*26501D/E (026502)
SUPPRESSOR	—	WS5	78106A	WS5	78106A	WS5	78106A
SWITCHES							
Lighting	11	—	—	88SA	34289A	88SA	34289A
Knob (order separately)	11	—	—	—	54331482	—	54331482
Ignition	11	—	—	88SA	34427A	88SA	34427A
Cover (order separately)	11	—	—	—	54336178	—	54336178
Stop Lamp	11	—	—	22B	*31437B (031445)	22B	*31437B (031445)
Starter Motor	11	—	—	—	—	4SA	*76463A (76442)
WARNING LIGHTS	11	—	—	WL13	38198E	WL13	*38197E (38118)
CABLE HARNESS	—	—	—	—	54949612	—	54949612

*When ordering, quote part number shown in brackets

EQUIPMENT SPECIFICATIONS AND PAGE INDEX


UNIT	For details or illustrations see Page No.	Bantam D1 and Bantam Major D7		C15 250 c.c. Star SS80 250 c.c. Sports Star		C15T and C15S Competition		M20 and M21		650 c.c. Twin Rocket Gold Star	
		Model	Part No.	Model	Part No.	Model	Part No.	Model	Part No.	Model	Part No.
ALTERNATOR	4	—	—	RM18	54021025	RM19	54021039	—	—	—	—
AMMETER	11	—	—	CZU27	36084F	CZU27	36084F	CZU27	36084F	CZU27	36084F
BATTERY	—	PUZ5E-11	—	MLZ9E	—	MLZ9E	—	PUZ7E-10	—	MLZ9E	—
COIL, IGNITION	4	—	—	MA6	45077E	2ET	45112D	—	—	—	—
CONTROL BOX	12	—	—	—	—	—	—	RB108	37225J	RB108	37221K
DISTRIBUTOR	4	—	—	15D1	40701A	15D1	40702A	—	—	—	—
GENERATOR	6	—	—	—	—	—	—	E3L	‡20034A	E3L	‡20036A
HORN	12	—	—	8H	70163A	HF1950	‡70145D	HF1234	*069483 (069225)	HF1234	*069482 (069225)
HORN (Later)	12	—	—	8H	70169A	—	—	—	—	—	—
HORN PUSH	12	—	—	—	—	4A	‡76204D	—	—	—	—
LAMPS											
Head											
Home and Export, vertical dip	8 & 9	—	—	MCF575P	58234D	MCH86	58395E	—	—	SSU700P	58208D
Home and Export, dip left	8 & 9	—	—	—	—	—	—	SSU700P	58169A	—	—
Export, vertical dip (except destination listed)	9	—	—	—	—	—	—	SSU700P	58170A	—	—
Export, Europe (except France)	8 & 9	—	—	MCF575P	58392A	—	—	SSU700P	58171A	—	—
Export, France	8 & 9	—	—	MCF575PEF	58391A	—	—	SSU700PEF	58172A	—	—
Stop tail number plate and reflex	10	—	—	564	53394B	564	53432B	564	53432B	564	53432B
MAGDYNO	5	—	—	—	—	—	—	MO1L	46048A	—	—
MAGNETO	—	—	—	—	—	—	—	—	—	—	—
RECTIFIER	5	—	—	FSX1849	47132B	FSX1849	47132B	—	—	K2F	42413A
SWITCHES											
Cut-out	—	—	—	—	—	4A	76204D	—	—	4A	76204A
Dipper	8 & 9	—	—	—	—	PS9	31620E	—	—	—	—
Lighting	11	—	—	88SA	34289A	PS6	*31276B (31356)	41SA	*31754A (31763)	41SA	*31754B (31763)
Knob (order separately)	11	—	—	—	54330934	—	—	—	—	—	—
Escutcheon plate (order separately)	11	—	—	—	54330485	—	—	—	—	—	—
Ignition	11	—	—	88SA	34427A	—	—	—	—	—	—
Cover (order separately)	11	—	—	—	54336178	—	—	—	—	—	—
Stop lamp	11	—	—	6SA	31827A	6SA	31827A	54C	31281B	22B	*31437B (031445)
Spring (supplied separately)	—	—	—	—	—	—	—	—	315723	—	—
CABLE HARNESS	—	—	—	—	54949610	—	54943594	—	839850	—	865494

‡Part of Magdyno
*When ordering, quote number shown in brackets §When fitted

UNIT	For details or illustrations see Page No.	B40 Star		B32 and B34 Gold Star and Competition		A7 Models and A10 Golden Flash		A10 Super Rocket		A50 500 c.c. Star Twin A65 650 c.c. Star Twin	
		Model	Part No.	Model	Part No.	Model	Part No.	Model	Part No.	Model	Part No.
ALTERNATOR	4	RM13	54021010	—	—	—	—	—	—	RM19	54021023
AMMETER	11	CZU27	36084F	CZU27	36084F	CZU27	36084F	CZU27	36084F	2AR	36296A
AMMETER (Fitted to Lamp 58859)	11	—	—	2AR	36296A	—	—	—	—	—	—
BATTERY	—	MLZ9E	—	PUZ7E-10	—	MLZ9E	—	MLZ9E	—	MLZ9E	—
COIL, IGNITION	4	MA6	45077E	—	—	—	—	—	—	MA6	45077E
CONTACT BREAKER	4	—	—	—	—	—	—	—	—	4CA	47583A/B
CONTROL BOX	12	—	—	RB108	37221K	RB108	37221K	RB108	37221K	—	—
DISTRIBUTOR	4	15D1	40701A	—	—	—	—	—	—	—	—
GENERATOR	6	—	—	E3L	‡20034B	E3L	20036A	E3L	20036A	—	—
HORN	12	8H	70163A	HF1234	*069483 (069225)	HF1441	70137A	HF1441	70137A	8H	70169A
HORN (Later)	12	8H	70169A	8H	70169A	8H	70169A	8H	70169A	—	—
HORN (Export, U.S.A.)	12	—	—	—	—	—	—	HF1234	*069482 (069225)	—	—
HORN PUSH	12	—	—	4A	76204D	—	—	—	—	—	—
HORN PUSH (Clubman)	12	—	—	4A	76206E	—	—	—	—	—	—
LAMPS											
Head											
Home and Export, dip left	8 & 9	MCF575	‡58234D	SSU700P	58210D	MCF700P	58158B	MCF700P	58158B	MCF700P	58158B
Export, vertical dip (except destination listed)	9	—	—	SSU700P	58224D	MCF700P	58159B	SSU700P	51686D	MCF700P	58159B
Export, vertical dip (later)	8 & 9	—	—	SSU700P	58859A	SSU700P	—	—	—	—	—
Export, Europe (except France)	8 & 9	MCF575P	58392A	SSU700P	58209D	MCF700P	58160B	SSU700P	51788A	MCF700P	58160B
Export, France	8 & 9	MCF575PEF	58391A	SSU700PEF	58211D	MCF700PEF	58161B	SSU700PEF	51632A	MCF700PEF	58161B
Export (U.S.A. only)	8 & 9	—	—	—	—	SSU700P	58208D	SSU700P	58208D	—	—
Stop tail, number plate and reflex	10	564	53432D	564	53432B	564	53432B	564	53432B	564	53432B
MAGNETO	5	—	—	KNC1	‡42348E	K2F	42379D	K2F	42413A	—	—
Auto advance unit	5	—	—	—	—	K2F	47503E	—	—	—	—
MAGNETO	5	—	—	KNC1H	‡42123M	K2F	42413A	—	—	—	—
MAGDYNO	5	—	—	MO1L	46048A	—	—	—	—	—	—
RECTIFIER	5	FSX1849	47132B	—	—	—	—	—	—	FSX1849	47132B
SWITCHES											
Cut-out	11	—	—	—	—	—	—	4A	76204A	—	—
Dipper	11	—	—	99	*31549B (31482)	—	—	—	—	—	—
Lighting	11	88SA	34289A	41SA	*31754A (31763)	41SA	*31754A (31763)	41SA	*31754A (31763)	88SA	34289A
Knob (order separately)	11	—	54330934	—	—	—	—	—	—	—	54330934
Escutcheon plate (order separately)	11	—	54330485	—	—	—	351803	—	—	—	54330485
Lighting	11	—	—	—	—	—	—	U39	31340A	—	—
Ignition	11	88SA	34427A	—	—	—	—	—	—	88SA	34427A
Cover (order separately)	11	—	54336178	—	—	—	—	—	—	—	54336178
Stop lamp	11	6SA	31827A	6SA	34257A	6SA	34257A	6SA	34257A	6SA	34448A
CABLE HARNESS	—	—	54949610	—	865493	—	839780	—	839780	—	54949736
					*54949931				‡865493		
									‡838551		
									‡865494		

*When ordering, quote part number shown in brackets †When U39 Switch is fitted ‡When 41SA Switch is fitted
 †Vertical dip §Racing ‡Part of Magdyno ‡Export U.S.A. ‡A7 Shooting Star °Later °°Competition

Note: Plastic motifs are serviced by B.S.A.



ALTERNATORS

Part No. Model	54021025 RM18	54021023 RM19	54021039 RM19
Detailed Parts			
§Rotor	54213903	54213901	54213901
§Stator	47161	47164A	47173
Clip, cable	54210167	54210167	54210167
Washer, cable clip	131023	131023	131023

Part No. Model	54021010 RM13/15	047540D 5AF	54021000 5AF	54021041 9AF
Detailed Parts				
§Rotor	423506	54210940	54210946	54214031
§Stator	47134A	47136B	47135A	47174
Clip, cable	54210167	—	—	—
Washer, cable clip	131023	—	—	—
*Rectifier	47132B	47132B	47128A	47132B

*Order separately ‡For reference only, serviced by Rotor and Stator

CONTACT BREAKER UNITS

Part No. Model	47583A/B 4CA
Detailed Parts	
§Cam	54440029
§Weights, auto advance	54440031
§Sleeve and action plate	54440032
§Spring set, auto-advance	54413020
Nut, fixing condenser angle plate	169194
Plate, insulating condenser terminal	425382
§Contact set	54410078
§Condenser	425377
Felt, lubricating cam	425378
Plate, contact breaker base	425370
Grommet	*54190045
Cover	*54440136

*Order separately

DISTRIBUTOR

Part No. Model	40701A 15D1	40702A 15D1
Detailed Parts		
§Cover	54411737	54411737
Screw, fixing cover	54120019	54120019
Screw, terminal	405314	405314
§Pad, insulating	421102	421102
Bush, insulating	421109	421109
§Condenser	421327	421327
§Contact set	421106	421106
§Cam	421047	54411368
§Spring set, auto-advance	54412731	54412018
§Weight, auto-advance	421056/S	421056/S
§Shaft and action plate	421054	421054
Collar, shaft	421103	421103
§Bracket, cover	54411736	54411736
§Sundry parts, set	54412407	54412407

IGNITION COIL

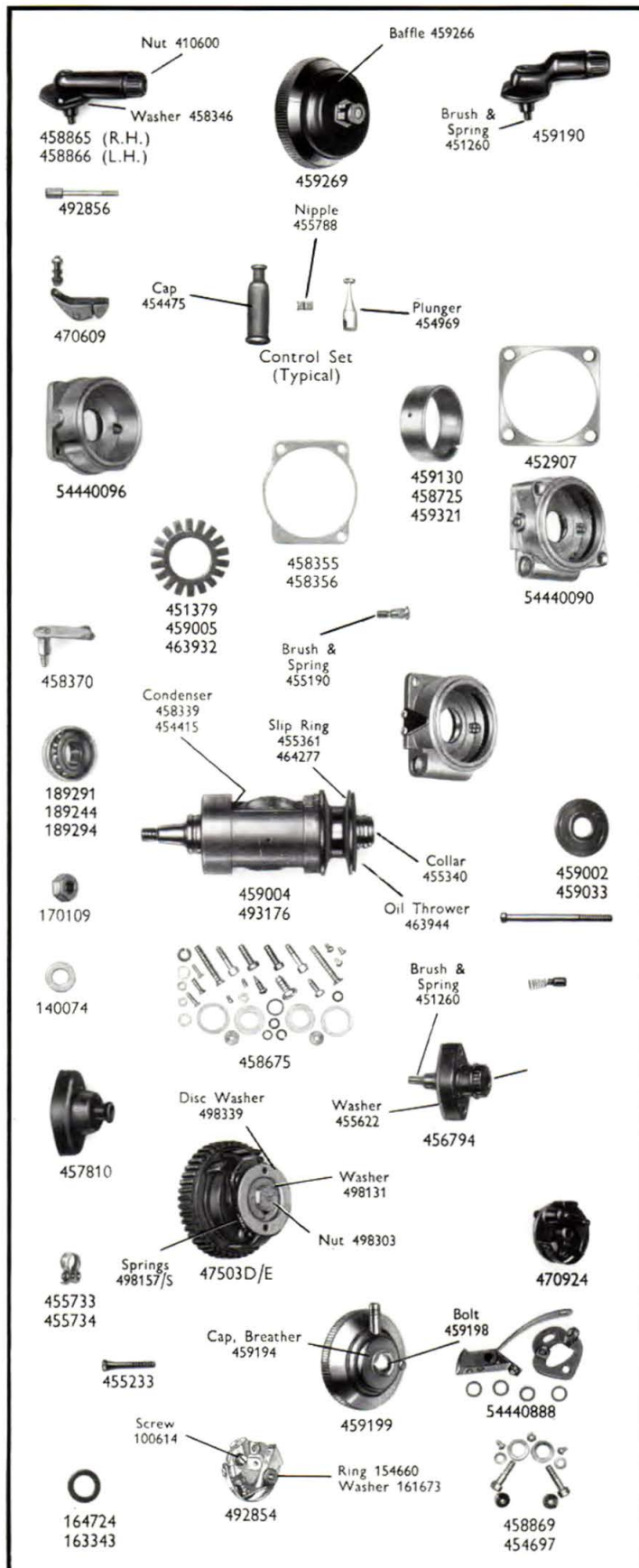
Part No. Model	45112D 2ET	45077E MA6 45101A MA12
Detailed Parts		
§Grommet, rubber	—	421554
§Cable clip contact	—	421863
Nut, switch and contact breaker terminals	—	166043
Washer, shakeproof, switch and C.B. terminals	—	188330
Washer, plain, switch and C.B. terminals	—	131023

AUTO ADVANCE UNIT

Part No. Model	47503E —
Detailed Parts	
Washer, cover clip	498131
Washer, disc cover	498339
§Spring set	498157/S
Nut, fixing	498303

§Recommended stock item

MAGNETOS




Part No. Model	42379D K2F	42413A K2F
Pick up, right hand	458865	459190
Pick up, left hand	458866	459190
Washer, seating	458346	458346
Brush and spring	451260	451260
Nut, moulded	410600	410600
Cover, contact breaker end	459269	459269
Brush and spring, ignition cut-out	455190	455190
Ring, sealing	457681	457681
Cup, breather or baffle	459266	459266
Screw, contact breaker fixing	492856	492856
Contact breaker	492854	492854
Contact set	54440888	54440888
Ring, retaining lever	154660	154660
Washer, insulating ring	161673	161673
Screw, fixing spring bracket	100614	100614
Washer, insulating bracket screw	161681	161681
Bush, insulating spring bracket	492853	492853
Bracket, supporting springs	493202	493202
Screw fixing cam	463931	463931
Control parts set	—	463107
Spring, control	—	454472
Cap, rubber	—	454475
Plunger	—	454969
Screw, adjusting	—	111591
Nut, adjusting screw	—	170124
Cam	459130	458725
Plate, housing contact breaker	54440096	54440090
Cup, bearing insulating	451379	451379
Pin, special, cam timing screw	186060	186060
Washer, .005" end plate packing	458356	458356
Armature	459004	459004
Slip ring	455361	455361
Bolt, through fixing	458514	458514
Condenser	458339	458339
Oil thrower	463944	463944
Collar spacing D.E.	455634	455634
Collar, steel bearing retaining	455340	455340
Bearing, contact breaker end	189291	189291
Bearing, drive end	189244	189244
Cup, bearing insulating, drive end	459005	459005
Oil seal, drive end	459002	459002
Brush, spring and holder earth	455191	455191
Brush and spring	455190	455190
Spring and pin, pick up	458370	458370
Sundry parts set	458675	458675

Part No. Model	42123M KNR1	42348E KNC1
Clip, pick up cover	455733	455733
Cover, rubber, pick up	457810	457810
Pick up	456794	456794
Brush and spring, pick up	451260	451260
Nut, securing high tension cable	455791	410600
Washer, seating pick up	455622	455622
Cover, contact breaker	459199	459199
Ring, sealing C.B. cover	457681	457681
Screw, drain plug	135444	135444
Bolt, securing, breather cap	459198	459198
Cap, breather or baffle	459194	459194
Screw, fixing contact breaker	455233	54440869
Contact breaker	470924	492854
Brush and spring, C.B. earthing	470537	—
Contact set	—	54440888
Ring, retaining cover	—	154660
Washer, insulating ring	—	161673
Screw, fixing spring bracket	—	100614
Washer, insulating bracket screw	—	161681
Bush, insulating spring bracket	—	492853
Bracket, supporting springs	—	493202
Control parts, set	457117	459305
Cover, rubber	454475	454475
Clip, securing cover	455734	455734
Plunger	493454	493304
Nipple	455788	455788
Spring	454472	454472
Washer, seating barrel	164724	164724
Screw, adjusting	111591	111591
Nut, adjusting screw	170124	170124
Plate, housing contact breaker	—	459313
Cup, insulating bearing	—	463932
Shim .005" packing C.B. housing	—	452907
Screw, fixing cam	—	463931
Pin, cam timing screw	—	186060
Cam	—	459321
Nut, securing gear to shaft	170109	170109
Washer, gear securing nut	140074	140074
Armature	—	493176
Slip ring	—	464277
Bolt, through fixing	—	101270
Condenser	—	454415
Oil, thrower	—	463944
Collar, spacing D.E.	—	455340
Bearing, contact breaker end	—	189294
Bearing, drive end	—	189294
Seal, oil bearing	—	459033
Cup, insulating D.E. bearing	—	463932
Brush, spring and holder, earthing	455191	455191
Brush and spring, earthing	455190	455190
Sundry parts set	458869	454697

§Recommended stock item

GENERATOR



Part No. Model	†20034A E3LM	20036A E3L
Detailed Parts		
§Brushes, set	200737	200737
§Bracket or frame, commutator end	200713/S	200713/S
§Bearing, commutator end	189210	189210
§Washer, felt, bearing	200708	200708
Cup, felt bearing washer	200709	200709
§Insulating plate	200911	200911
Spring, set, brush tension	220197	220197
Ring, sealing, rubber	369201	369201
§Cover, commutator end	200923	200924
Grommet, cable	200895	200895
Plate, clamping, terminal	200908	200908
§Bearing, drive end	189307	189307
§Bracket or frame, drive end	200912	200382
Plate bearing	200262	—
Oil thrower	—	200378
Washer, leather	—	200379
Washer, langite	—	200380
Screw, generator to magneto	123063	—
§Screw, end, gear retaining	111704	111704
Nut, bearing retaining	200224	170109
§Gear, driving	454495	454495
§Armature	200754	200752
§Field coils, set	200731	200731
§Bolt, through fixing	200732	200732
§Sundry parts, set...	200806	200806
†Cover, terminal	200830	200830

†Part of magdyno

‡Order separately

Part No. Model	46048A MO1L
Detailed Parts	
Generator (see above for details)	
§Magneto, complete	20034A
§Strap, securing generator	464247
§Bush, generator securing strap	460056
Pickup	460055
Brush and spring, pickup	463066
Nut, securing high tension cable	451260
Washer, seating pickup	410600
Cover, contact breaker	455622
Contact, breaker	460061
Screw, fixing contact breaker	460051
Contact set	110734
Bush, insulating C.B. fixing screw	484098
Wick, cam lubricating (felt)	460066
Tappet	460068
Control set, advance and retard	464092
Cover, control set (rubber)	463107
Plunger, controlling cam	454475
Nipple, control cable	454969
Ring, jump, fixing cam	455788
Cam	455347
Pin and spring, securing C.B. cover	493181
Plate, housing contact breaker	463899
Cup, insulating bearing	464255
Pin, cam timing screw	451379
Screw, cam timing	186060
Shim, .003" thick, packing C.B. housing	463931
Nut, securing gear or sprocket	463075
Washer, gear securing nut	173974
Plate, drive end	463989
Washer, drive end plate (paper)	460053
Key, woodruff	460053
Gear set, generator and magneto	462863
Gear assembly, magneto	463121
Nut, fixing magneto gear	463117
Washer, locking gear fixing nut	463113
Spring, star shaped	463114
Plate, magneto gear friction	463112
Gear, magneto (celeron)	463109
Armature	464205
Slip ring	454496
Bolt, through fixing	101270
Condenser	454415
Thrower, oil	463944
Washer, oil thrower (linen)	164334
Collar, spacing	455634
Bearing, contact breaker end	189291
Bearing, driving end	189294
Brush, spring and holder, earthing	455191
Brush and spring, earthing	455190
Cup, insulating drive end bearing	463932
Sundry parts, set	463334

§Recommended stock item

STARTING MOTOR

Part No. Model	26501D M3	26501E M3
Detailed Parts		
§ Bolt, through fixing	54250291	54250291
§ Bracket, fixing	54250271	54250271
§ Bushing, bracket	54250347	54250347
§ Bolt, bearing, lever fixing	253131	253131
§ Spring, lever	54250763	54250763
§ Shoe, operating lever	253070	253070
§ Cover, rubber, waterproofing lever	54250509	54250509
§ Lever and peg	54250275	54250275
§ Washer, cup, armature location	54250141	—
§ Circlip, armature location	261084	261084
§ Drive	54250294	54250294
§ Bushing, pinion	54250355	54250355
§ Bush, operating drive...	54250639	54250639
§ Spring, cushioning	54250241	54250241
§ Ring, locking	291655	291655
§ Armature	54250289	54250289
§ Washer, brake	54252305	54252305
§ Plate, steel, brake	54250427	54250427
§ Brush set	54250595	54250595
§ Bracket or frame, commutator end	54252306	54252306
§ Bushing, bracket	261233	261233
§ Plate, with brush holders and springs...	54250751	54250751
§ Springs, set brush tension	54250596	54250596
§ Terminal, field	54250479	54250479
§ Coils, field	54250753	54250753
§ Sundry parts set	54251434	54251434

HEADLAMPS (SCOOTER)

Home

Part No. Model	58417D MCF575P	58421D MCF575P
Detailed Parts		
§ Light unit	516767	516767
§ Bulb, main	312	*425
§ Bulb, pilot	988	*989

Export Europe, not France

Part No. Model	58418D MCF575P	58422D MCF575P
§ Light unit	516658	516658
§ Bulb, main	377	*350
§ Bulb, pilot	988	*989

Export U.S.A.

Part No. Model	58420B MCF575	58424B MCF575
§ Light unit	516659	516659
§ Bulb	312	*425

Parts common to above MCF575 and MCF575P lamps

§ Rim or door	516723
§ Plate, fixing rim	516709
§ Screw, fixing rim	516710
§ Nut, rim screw	166014
§ Spring, fixing rim	552373
§ Wire, fixing light unit	500291
§ Bulbholder	554946
§ Sleeve, terminal	555910
§ Bulbholder, pilot	554710
§ Interior, pilot	553780
§ Ring, rubber, seating	554354
§ Washer, cable grip	516285


Export France


Part No. Model	58419D MCF575P-EF	58423D MCF575P-EF
§ Rim or door	516910	516910
§ Light unit	516912	516912
§ Wire, fixing light unit	516911	516911
§ Backshell	553470	553470
§ Bulbholder	562303	562303
§ Clip and screw	562306	562306
§ Bulb, pilot	988	*989

Otherwise as above common parts

§ Recommended stock item

*12 volt





HEADLAMPS

HOME AND EXPORT, DIP LEFT

Part No.	58158B	*58234D
Model	MCF700P	MCF575P
§Light unit	516812	516828
§Bulbholder	554602	554602
§Bulb, main	373	312

EXPORT, VERTICAL DIP

Part No.	58159B	—
Model	MCF700P	—
§Light unit	516810	—
§Bulbholder, main	554602	—
§Bulb, main	312	—

EXPORT, EUROPE, EXCEPT FRANCE

Part No.	58160B	58392A
Model	MCF700P	MCF575P
§Light unit	516811	516829
§Bulbholder, main	554602	554602
§Bulb, main	403	377

EXPORT, FRANCE

Part No.	58161B	58391A
Model	MCF700PEF	MCF575EF
§Light unit	516802	516912
§Backshell	552943	—
§ Bulbholder	562303	553470
Clip and screw	562306	—

Parts common to above lamps

§Rim or door	553248	534343
§ Wire, light unit fixing	504665	504665
§Screw, rim fixing	144921	144921
Plate, rim fixing	554408	534296
Ring, fixing	556402	54520104
§Bulbholder, pilot...	554710	554710
§ Interior, bulbholder	553780	553780
Washer, rubber, pilot bulbholder	554354	554354
§Bulb, pilot	988	988
§Sleeve, terminal	555910	555910
Washer, cable grip	—	516285
Cable connector	—	900288

HOME AND EXPORT, VERTICAL DIP

Part No.	58395E
Model	MCH66
§Rim or door	534343
§Wire, fixing, reflector	504665
§Screw, fixing, rim	144921
Plate, fixing rim	534296
§Switch, lighting (See page 11 for details)	31276
§Switch, dip (See page 11 for details)	31620
§Light unit	54520452
§Bulbholder	554602
§ Sleeve, terminal	555910
§Bulb	166
§Grommet, cable entry	199003
§Screw, fixing lamp	112201
Washer, fixing screw	137499
Body	54520354

*Vertical dip

§Recommended stock item

HEADLAMPS

HOME AND EXPORT, DIP LEFT

Part No. Model	58169A SSU700P	58210D SSU700P
Instrument panel, complete	517126	517126
Ammeter (see page 11 for details)	36084F	36084F
Light unit	555309	555309
Bulbholder, main	554602	554602
Bulb, main	373	373

EXPORT, VERTICAL DIP

Part No. Model	51686D SSU700P	58170A SSU700P	58224D SSU700P
Instrument panel, complete	516524	517126	517126
Ammeter (see page 11 for details)	36084F	36084F	36084F
Light unit	516798	516798	516798
Bulbholder, main	554602	554602	554602
Bulb, main	312	312	312
Part No. Model	58859A SSU700P	54521611	36296
Instrument panel, complete	—	—	—
Ammeter (see page 11 for details)	—	—	—
Light unit	—	—	—
Bulbholder, main	—	—	—
Bulb, main	—	—	—
Screw, cable grip	—	—	186157

EXPORT, EUROPE, EXCEPT FRANCE

Part No. Model	51788A SSU700P	58171A SSU700P	58209D SSU700P
Instrument panel, complete	516524	517126	517126
Ammeter (see page 11 for details)	36084F	36084F	36084F
Light unit	555275	555275	555275
Bulbholder, main	554602	554602	554602
Bulb, main	403	403	403

EXPORT, FRANCE

Part No. Model	51632A SSU700P	58172A SSU700P	58211D SSU700P
Instrument panel, complete	516524	517126	517126
Ammeter (see page 11 for details)	36084F	36084F	36084F
Light unit	516802	516802	516802
Backshell	552943	552943	552943
Bulbholder, main	562303	562303	562303
Clip and screw	562306	562306	562306
Washer, cable grip, pilot	516285	—	—

EXPORT, U.S.A.


Part No. Model	58208D SSU700P	517126	36084F	516798	554602	312	54941699
Instrument panel, complete	—	—	—	—	—	—	—
Ammeter (see page 11 for details)	—	—	—	—	—	—	—
Light unit	—	—	—	—	—	—	—
Bulbholder, main	—	—	—	—	—	—	—
Bulb, main	—	—	—	—	—	—	—
Plug and cable	—	—	—	—	—	—	—

Parts common to above lamps



Screw, panel fixing instrument	186130	186130	186130
panel	31340A	31754A	31754A
Switch	351567	351815	351815
Handle or knob	101893	127291	127291
Screw, fixing	188408	185038	185038
Washer, fixing screw	351501	351789	351789
Shaft, headpiece	351660	351660	351660
Roller, contact	351661	351661	351661
Plunger, contact	351662	351662	351662
Spring, contact plunger	120560	120560	120560
Screw, terminal	308234	—	—
Spring, fixing	523986	—	—
Ring, rubber, fixing	166103	—	—
Nut, contact stud	—	351803	351803
Plate, escutcheon	186128	—	—
Screw, cable clip	188453	—	—
Washer, cable clip	553248	553248	553248
Rim or door	504665	504665	504665
Wire, fixing	144921	144921	144921
Screw, rim fixing	534296	534296	534296
Plate, rim fixing	554710	554710	554710
Bulbholder, pilot	553780	553780	553780
Interior, pilot, bulbholder	554354	554354	554354
Ring, rubber, seating	555910	555910	555910
Sleeve, terminal	988	988	988
Bulb, pilot	112201	112201	112201
Screw, lamp fixing	137141	137141	137499
Washer, fixing screw	187110	187110	—
Nut, fixing	—	—	516285
Washer, cable grip	—	—	900288
Connector, single	—	—	*54941768
Plug and cable	—	—	133303
Screw, plug fixing	—	—	166103
Nut, plug fixing screw	—	—	188412
Washer, plug fixing screw	—	—	516409
Ring, plug retaining	—	—	54520009
Body	516358	516358	—

§ Recommended stock item


*Except U.S.A.



MODEL SSU700P



MODEL 564




STOP TAIL, NUMBER PLATE AND REFLEX LAMP

Part No.	53432B
Model	564
Detailed Parts	
§ Lens	573839
§ Window	575200
§ Nut, barrel, lens fixing	575219
§ Gasket, lens seating	575208
Base assembly	576002
§ Grommet, bulbholder	575207
§ Bulbholder assembly, shell	575209
§ Interior, bulbholder	573828
§ Bulb	384
§ Grommet, cable	573825
§ Nut, lamp fixing	166014
Washer, shakeproof	188327
Washer, fixing bolt, spacer	131023
Model	564
Part No.	53394B
Detailed Parts	
§ Bulb	352
Other details as 53432B	
Model	564
Part No.	53454B
Detailed Parts	
§ Bulb	380
Other details as 53432B	

BULBS

Part No.	Volt	Watts	Description
166	6	24/24	Transverse, vertical dip
312	6	30/24	Transverse, vertical dip
350	12	35/35	Transverse, vertical dip
352	6	18/3	Transverse, offset pin
373	6	30/24	Transverse, dip left
377	6	25/25	Transverse, vertical dip
380	12	21/6	Transverse, offset pin
384	6	18/6	Transverse, offset pin
403	6	35/35	Bow-hooded, axial
425	12	24/24	Transverse, vertical dip
987	12	2.2 amps	Bow, miniature screw cap
988	6	3	Coil, miniature bayonet cap
989	12	6	Coil, miniature bayonet cap
998	6	0.1 amps	Bow, miniature screw cap

§ Recommended stock item



AMMETER

Part No. Model	36084F CZU27	36296A 2AR
Detailed Parts		
§Ring, rubber	523986	—
§Nut, terminal	166043	166043
§Washer, terminal	185040	185040

DIPPER SWITCH

Part No. Model	31549B 99	31620E PS9
Detailed Parts		
§Screw, fixing	121964	—
Clip	380427	—
§Screw, terminal	—	120560
Nut, fixing	—	314540

IGNITION AND LIGHTING SWITCHES

Part No. Model	34289A 88SA	34427A 88SA
Detailed Parts		
§Key	—	54336176
Nut, fixing	180316	54336177
Cover, fixing nut	—	+54336178
Washer, fixing, nut	185128	—
§Knob	+54330934	—

LIGHTING SWITCH

Part No. Model	31276B PS6	31754A 41SA
Detailed Parts		
§Knob	—	351815
Screw, knob fixing	—	126490
§Washer, knob fixing screw	—	185038
§Screw, terminal	121610	120560
Shaft headpiece	—	351789
Roller	—	351660
Plunger	—	351661
Spring	—	351662
Nut fixing	180670	173777
Washer, flat, fixing nut	158350	—
Washer, spring, or shakeproof	185188	188303

STOP LAMP SWITCH

Part No. Model	31281B 54C
Detailed Parts	
§Screw, terminal	120560

Part No. Model	31827A 6SA	34257A 6SA
Detailed Parts		
§Sleeve, terminal	188818	188818
Cover, terminal rubber	—	360363


SWITCH, STARTING

Part No. Model	76463A 4SA
Detailed Parts	
§Nut, terminal	156610
§Washer, spring	185053

WARNING LIGHT

Part No. Model	38197E VWL13	38198E VWL13
Detailed Parts		
§Cover and window	54332598	54332598
Shade	319222	319222
§Bulbholder	554734	554734
§Bulb	*987	998

§Recommended stock item *12 volt
†Order separately



CONTROL BOX

Part No. Model	37221K RB108	37225J RB108
§Cover	54380803	54381654
Gasket, cover	226289	226289
Washer, plain	137060	—
Washer, spring	185061	—
Nut, fixing	156654	—
Screw, adjusting	54380161	54380161
Spring, adjusting screw	54380088	54380088
§Contact set, cut-out	335767	335767
§Contact set, regulator	226339	226339
Bracket, clamping terminal	336454	336454
Screw, plate fixing	126544	126544
Washer, plate fixing screw	185022	185022
Winding, series	—	226058

HORNS

Part No. Model	069482 HF1234
Nut, tone disc, domed	178931
Tone disc	703339
Screw, cover and bracket fixing, ¼" B.S.F.	145481
Screw, cover fixing, 1 B.A.	145491
Washer, packing, cover and diaphragm	700238
Nut, diaphragm fixing	184000
§Diaphragm and armature	703988
§Contact set	703233
Terminal block	703004
§Sundry parts, set	703235
§Bracket	703349

Part No. Model	069483 HF1234
§Bracket	700168
Other details as 069482	

Part No. Model	70137A HF1441
Terminal block	703004
§Bracket	701851
Nut, clamp, front	178931
Nut, locking, tone disc	703106
Tone disc	701829
Nut, locking, diaphragm	184000
§Diaphragm	700714
§Contact breaker set	703233
§Sundry parts, set	703235

Part No. Model	70145A/D HF1950
Screw, terminal, 6 B.A.	106483

Part No. Model	70163A 8H	*70164A 8H	70169A 8H
§Bracket	54680850	54680850	54680850
Nut, tone disc	54680727	54680727	54680727
Tone disc	54680729	54680729	54680729
Washer, diaphragm packing	54680732	54680732	54680732
Diaphragm and armature	54681247	54681248	54681247
Rim	54680731	54680731	54680731
§Sundry parts set	54681085	54681085	54681085

*12 volt

HORN PUSH & DIPPER SWITCH

Part No. Model	31563D 255A
Button and cover	380660
Base and lever	380658
§Screw, terminal	120610

HORN PUSH or MAGNETO CUT-OUT

Part No. Model	76204D 4A	76206A 4A
§Screw, terminal	119520	119520
Clip, fixing	762229	—
§Screw, fixing	135480	135480
§Nut, fixing	153491	—

§Recommended stock item