

**TRIUMPH**

**REPLACEMENT  
PARTS CATALOGUE**

**TROPHY  
250**

**TR 25 W    250c.c.(15cu.ins.)**

**1970 MODELS**



# **REPLACEMENT PARTS CATALOGUE**

**TR 25 W**

**TRIUMPH ENGINEERING COMPANY LIMITED  
MERIDEN WORKS · ALLESLEY · COVENTRY · ENGLAND**

**TELEPHONE MERIDEN 331**

**TELEX 31305**

**TELEGRAMS "TRUSTY, COVENTRY"**

# TRIUMPH GUARANTEE

1. In this Guarantee the word "machine" refers to the motor cycle, scooter, motor cycle combination or sidecar as the case may be, purchased by the Purchaser.
2. In order to obtain the benefit of this Guarantee, the Purchaser must have correctly completed the registration form and returned it to us within fourteen days of the purchase.
3. We will supply, free of charge, a new part in exchange for, or, if we consider repair sufficient, will repair free of charge any part proved within six months of the date of purchase of any new machine, (three months overseas) or within three months of its renewal or repair in the case of a part already renewed or repaired, to be defective by reason of our faulty workmanship or materials. We do not undertake to bear the cost of fitting such new or repaired part or accessory.
4. Any part considered to be defective must be sent to our Works, carriage paid, accompanied by the following information:—
  - (a) Name of purchaser and his address;
  - (b) Date of purchase of machine;
  - (c) Name of dealer from whom the purchase was made;
  - (d) Engine number and model.
5. This Guarantee shall not extend to defects or damage appearing after misuse, neglect, abnormal stress or strain, or the incorporation or affixing of unsuitable attachments or parts and in particular:—
  - (a) Hiring out;
  - (b) Racing and Competitions;
  - (c) Adaptation or alteration of any part or parts after leaving our Works;
  - (d) The attaching of a sidecar in a manner not approved by us or to an unsuitable motor cycle.

This Guarantee shall not extend to machines whose trade mark, name or manufacturing number has been altered or removed, or in which has been used any part not supplied or approved by us, or to tyres, saddles, chains, speedometers, revolution counters and electrical equipment or to parts supplied to the order of the Purchaser and different from our standard specification.
6. Our liability and that of our dealer who sells the machine, shall be limited to that set out in this guarantee, and not other claims including claims for consequential damage or injury to person or property, shall be admissible. All other conditions and warranties statutory or otherwise and whether express or implied are hereby excluded and no guarantee other than that expressly herein contained applies to the machine to which this Guarantee relates or any accessory or part thereof.
7. We reserve the right to modify or deviate from the Published Specification without notice.

## **THE FITTING OF ANY COMPONENTS WHICH ARE NOT APPROVED BY THE MANUFACTURER INVALIDATES THE GUARANTEE**

### **REPAIRS GUARANTEE**

1. Whilst the highest standard of workmanship and materials is aimed at, we cannot accept liability for any defects appearing more than three months after the machine, assembly or component has left our Works after being repaired.
2. We will repair or replace at our option free of charge any defective work, materials or parts relating to the repairs carried out by us appearing within that time but shall not be under any further or other liability for any other loss or damage whether direct or consequential and our liability shall be limited to the cost of so making good. We do not undertake to bear the cost of fitting any replacement or repaired part.
3. We do not accept liability in respect of parts of proprietary manufacture, e.g. tyres, saddles, chains, speedometers, revolution counters and electrical equipment which may be used by us in effecting a repair. All other conditions and warranties statutory or otherwise express or implied are hereby excluded.

# INDEX

|                        | Page       |
|------------------------|------------|
| AIR FILTER ... ..      | 59         |
| ALTERNATOR ... ..      | 15, 23     |
| BATTERY CARRIER ... .. | 25         |
| CARBURETOR ... ..      | 59         |
| CARTON PACKS ... ..    | 7          |
| CHAINGUARD ... ..      | 29         |
| CHAINS ... ..          | 23, 41     |
| CLUTCH ... ..          | 23         |
| COIL ... ..            | 53         |
| CONTACT BREAKER ... .. | 21         |
| CONTROL CABLES ... ..  | 49         |
| CONTROL LEVERS ... ..  | 49         |
| CRANKCASE ... ..       | 13, 15     |
| CRANKSHAFT ... ..      | 9, 11      |
| CYLINDER HEAD ... ..   | 9, 11      |
| EXHAUST PIPES ... ..   | 31         |
| FENDERS ... ..         | 45         |
| FOOTRESTS ... ..       | 33         |
| FRAME ... ..           | 25         |
| FRONT FORKS ... ..     | 35, 37     |
| FRONT WHEEL ... ..     | 39         |
| GAS TANK ... ..        | 47         |
| GASKET SETS ... ..     | 7          |
| GEARBOX ... ..         | 17, 19, 21 |
| HANDLEBARS ... ..      | 49         |
| HEADLAMP ... ..        | 52         |
| HORN ... ..            | 53         |
| MUFFLER ... ..         | 31         |

|                          | Page       |
|--------------------------|------------|
| OIL PUMP ... ..          | 15         |
| OIL RELEASE VALVE ... .. | 13         |
| OIL TANK ... ..          | 31         |
| PILLION FOOTRESTS ... .. | 33         |
| PISTON ... ..            | 9, 11      |
| PRIMARY CHAINCASE ... .. | 23         |
| PROP STAND ... ..        | 29         |
| REAR PANELS ... ..       | 31         |
| REAR WHEEL ... ..        | 41, 43     |
| RECTIFIER ... ..         | 53, 55     |
| REFLECTORS ... ..        | 53         |
| SPARK PLUGS ... ..       | 9, 11      |
| SPEEDOMETER ... ..       | 51         |
| STEERING RACES ... ..    | 35, 37     |
| SUSPENSION UNITS ... ..  | 29         |
| SWITCHES ... ..          | 53, 55     |
| TACHOMETER ... ..        | 51         |
| TAIL LAMP ... ..         | 52         |
| TIMING GEARS ... ..      | 15         |
| TIMING COVERS ... ..     | 17, 19, 21 |
| TOOLKIT ... ..           | 57         |
| TWINSEAT ... ..          | 47         |
| VALVES ... ..            | 9, 11      |
| WIRING HARNESS ... ..    | 53         |
| ZENER DIODE ... ..       | 55         |





### TROPHY 250 TECHNICAL DATA

|                      |     |     |                |                         |     |     |     |     |  |
|----------------------|-----|-----|----------------|-------------------------|-----|-----|-----|-----|--|
| Bore and stroke      | ... | ... | ...            | ...                     | ... | ... | ... | ... | 67 x 70 mm.  |
| Capacity             | ... | ... | ...            | ...                     | ... | ... | ... | ... | 249 c.c.   |
| Compression ratio    | ... | ... | ...            | ...                     | ... | ... | ... | ... | 9.6 : 1  |
| Sparking plug        | ... | ... | ...            | ...                     | ... | ... | ... | ... | Champion N3  |
| Carburetor           | ... | ... | ...            | ...                     | ... | ... | ... | ... | Amal Concentric .928   |
|                      |     |     | Choke size     | ...                     | ... | ... | ... | ... | 28 mm.   |
|                      |     |     | Main jet       | ...                     | ... | ... | ... | ... | 160  |
|                      |     |     | Needle jet     | ...                     | ... | ... | ... | ... | .106   |
|                      |     |     | Needle         | ...                     | ... | ... | ... | ... | Standard   |
|                      |     |     | Throttle valve | ...                     | ... | ... | ... | ... | No. 3  |
| Gearbox sprocket     | ... | ... | ...            | ...                     | ... | ... | ... | ... | 15 teeth   |
| Final Drive Sprocket | ... | ... | ...            | ...                     | ... | ... | ... | ... | 52 teeth East Coast<br>49 teeth West Coast                   |
| Chains               | ... | ... | ...            | Front                   | ... | ... | ... | ... | $\frac{3}{8}$ in. x $\frac{7}{32}$ in. Duplex x 70 links     |
|                      |     |     |                | Rear                    | ... | ... | ... | ... | $\frac{5}{8}$ in. x $\frac{1}{4}$ in. x 101 links East Coast |
|                      |     |     |                |                         | ... | ... | ... | ... | $\frac{5}{8}$ in. x $\frac{1}{4}$ in. x 99 links West Coast  |
| Capacities           | ... | ... | ...            | Fuel tank               | ... | ... | ... | ... | 3.916 galls. U.S.  |
|                      |     |     |                | Oil tank                | ... | ... | ... | ... | 6 pints  |
|                      |     |     |                | Gearbox                 | ... | ... | ... | ... | $\frac{1}{2}$ pint   |
|                      |     |     |                | Primary chaincase       | ... | ... | ... | ... | $\frac{1}{4}$ pint   |
|                      |     |     |                | Front forks (each leg)  | ... | ... | ... | ... | $\frac{1}{3}$ pint   |
| Brakes               | ... | ... | ...            | Front and rear diameter | ... | ... | ... | ... | 7 in.  |
| Tyre size            | ... | ... | ...            | Front                   | ... | ... | ... | ... | 3.25 x 18  |
|                      |     |     |                | Rear                    | ... | ... | ... | ... | 4.00 x 18  |

# TRIUMPH SPARES

**HOW TO ORDER.** Every part is indicated by a number, and this should be quoted together with the description. In order to assist customers, dimensions have been given in many cases where parts are similar. Parts where possible have been listed in order of assembly and a number of the illustrations show the assembly order also. With these aids, there should be no difficulty in identifying the parts you require.

ALWAYS HEAD YOUR ORDER WITH THE ENGINE NUMBER, STAMPED ON THE LEFT SIDE OF THE ENGINE JUST BELOW THE CYLINDER, TOGETHER WITH THE PREFIX LETTERS.

**WHERE TO OBTAIN.** Triumph Spare Parts can only be obtained from an authorised Triumph Dealer, and we recommend our customers to place their orders with the Triumph Dealer in their district. When parts not usually asked for are required, and for which the Dealer may have to write or obtain specially, the postage or carriage incurred becomes payable.

Customers are warned against the risk incurred by purchasing parts that are not of genuine Triumph manufacture. This risk is eliminated if parts are ordered as instructed from recognised Dealers.

## PROPRIETARY GROUP

Ancillary equipment which is fitted to our motor cycles is of the highest quality and is guaranteed by the manufacturers and not by ourselves. Any repairs or claims should be directed to the actual makers or their local agents who will always give owners every possible assistance. The following are the addresses of the various manufacturers:—

### **CARBURETORS.**

Messrs. Amal Ltd.,  
Holdford Road,  
Witton,  
Birmingham, 6.

### **CHAINS.**

Renold Ltd.,  
Wythenshawe,  
Manchester.

### **ELECTRICAL EQUIPMENT.**

Messrs. J. Lucas Ltd.,  
Gt. Hampton Street,  
Birmingham, 18.

### **TYRES.**

Dunlop Rubber Co. Ltd.,  
Fort Dunlop,  
Birmingham, 24.

The Avon India Rubber Co. Ltd.,  
Melksham,  
Wilts.

### **SPARKING PLUGS.**

Champion Sparking Plug Co. Ltd.,  
Feltham,  
Middlesex.

### **SPEEDOMETERS.**

Messrs. Smiths Industries Ltd.,  
Cricklewood Works,  
London, N.W.2.

### **SUSPENSION UNITS.**

Messrs. Girling Ltd.,  
Birmingham Road,  
West Bromwich,  
Staffordshire.

# HOW TO USE THIS PARTS CATALOGUE

Consult the index on Page 3 for the parts or group of parts which you wish to locate.

List the quantities required as single units; do not ask for "2 pairs" or "3 dozen".

**Items marked "reference only" are not available from the factory.**

Proprietary components e.g. electrical equipment, carburetors, suspension units etc. are listed in the first column under Triumph part numbers (prefixed either D— or 99—) wherever they are stocked at the factory. If proprietary parts are listed only under manufacturers part numbers, they are not available from the factory.

## PLEASE NOTE

THROUGHOUT THIS LIST, ASSEMBLIES ARE PRINTED IN CAPITALS AND THE COMPONENTS INCLUDED IN THAT ASSEMBLY ARE INDENTED IN THE DESCRIPTION COLUMN, REVERTING TO THE ORIGINAL ALIGNMENT WHEN THE ASSEMBLY IS COMPLETE. TO ORDER THE COMPLETE ASSEMBLY IT IS NECESSARY ONLY TO QUOTE THE ASSEMBLY NUMBER. ANY COMPONENT PARTS LISTED MAY ALSO BE OBTAINED SEPARATELY IF REQUIRED.

## SPECIAL WORKSHOP TOOLS

A COMPLETE LIST OF WORKSHOP TOOLS CAN BE MADE AVAILABLE BY EITHER CONTACTING YOUR DEALER OR APPLYING DIRECT TO THE DISTRIBUTOR. IN MOST CASES THESE TOOLS ARE VERY COSTLY AS THEY ARE MADE ENTIRELY FOR WORKSHOP USE, AND THEREFORE, IT IS NOT RECOMMENDED THAT THE PRIVATE OWNER PURCHASES THE TOOLS IN ORDER TO AID SERVICING THE MACHINE ONCE OR TWICE ONLY. IN THESE CIRCUMSTANCES IT IS FAR MORE ECONOMICAL TO GET IN TOUCH WITH A RECOGNISED DEALER.

## UNIFIED THREAD FORM

NEW PARTS HAVING THREADED FIXINGS INTRODUCED IN THIS CATALOGUE HAVE THE UNIFIED FORM OF SCREW THREADS. THIS CHANGEOVER WILL BE CONTINUED AS AND WHEN NEW PARTS ARE INTRODUCED. EVEN WHERE PARTS ARE SIMILAR IN APPEARANCE NEW PART NUMBERS WILL BE ALLOCATED TO IDENTIFY THE UNIFIED THREADS. ALL NUTS, BOLTS AND STUDS HAVING THIS THREAD ARE IDENTIFIED BY MARKINGS. BOLTS HAVE A CIRCULAR RECESS IN THEIR HEADS, STUDS A CIRCULAR GROOVE ON THE END, AND NUTS HAVE INTERLOCKING CIRCLES ON THE SIDE.

## CARTON PACK LIST

The following sub-assemblies are supplied in carton packs under the part number stated. The contents of these carton packs are preserved and will not deteriorate under adverse conditions.

PISTON (complete with rings, gudgeon pin and circlips). These are in effect 'carton pack' assemblies.

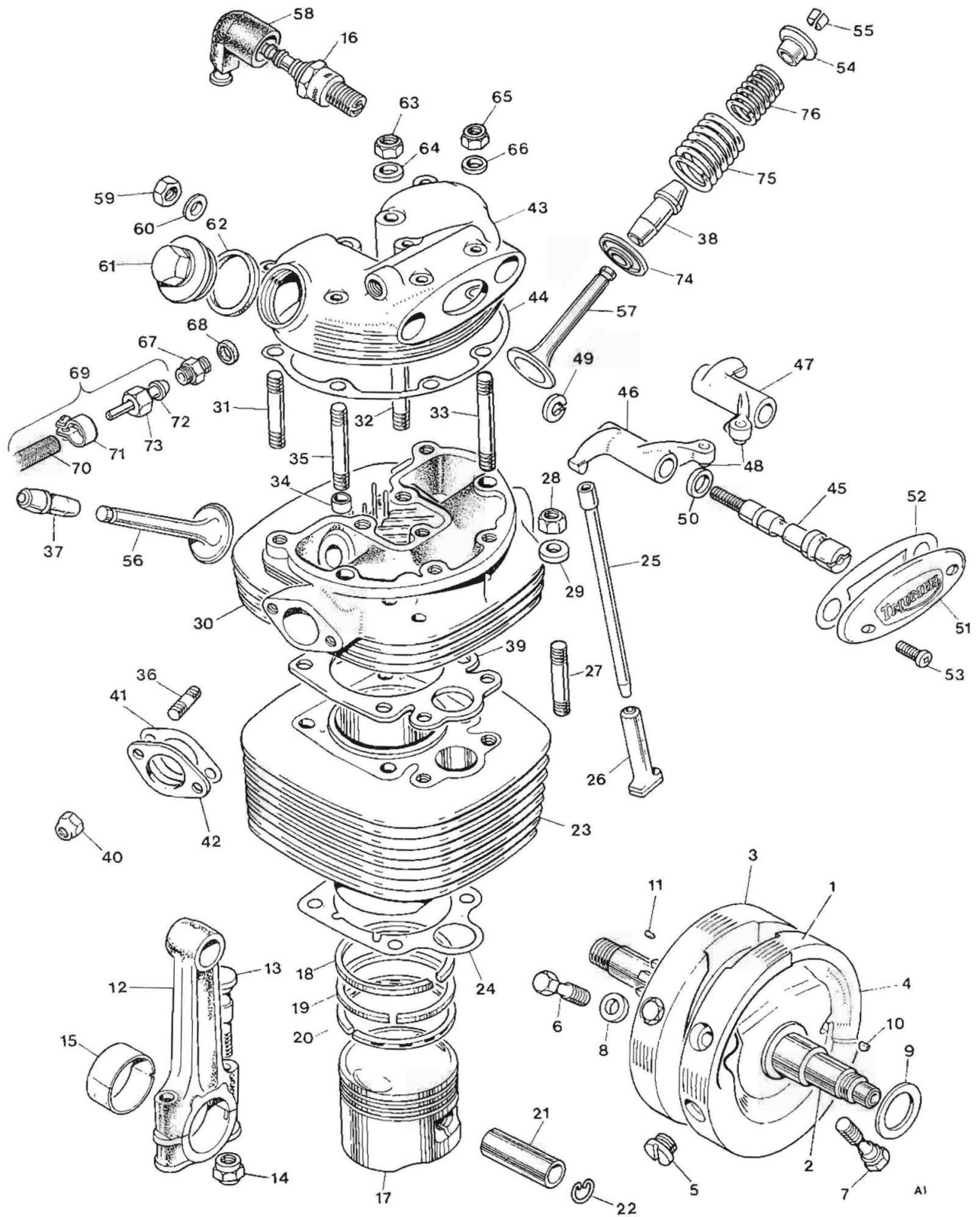
|                     |              |                    |
|---------------------|--------------|--------------------|
| E7998               | 9-6 : 1 C.R. | STANDARD SIZE      |
| E8272               | 9-6 : 1 C.R. | 0.020 in. oversize |
| E8273               | 9-6 : 1 C.R. | 0.040 in. oversize |
| OVERHAUL GASKET SET | 99-0031      |                    |
| DECOKE GASKET SET   | 99-0040      |                    |

## PARTS VARYING FROM STANDARD SIZE

The following are the part numbers of piston rings to suit oversizes of +0.020 in. and +0.040 in. These rings are no longer available in carton packs:

|                                      |           |                      |                         |
|--------------------------------------|-----------|----------------------|-------------------------|
| PISTON RINGS<br>(0.020 in. oversize) | 1         | E8277                | Top compression ring    |
|                                      | 1         | E9017                | Middle compression ring |
|                                      | 1         | E9021                | Scraper ring            |
| PISTON RINGS<br>(0.040 in. oversize) | 1         | E8278                | Top compression ring    |
|                                      | 1         | E9018                | Middle compression ring |
|                                      | 1         | E9022                | Scraper ring            |
| Big end bearing undersizes           | 0.010 in. | Part Number E6068/10 |                         |
|                                      | 0.020 in. | Part Number E6068/20 |                         |
|                                      | 0.030 in. | Part Number E6068/30 |                         |





**Fig. 1. CYLINDER HEAD, BARREL AND CRANKSHAFT**

| Ref. No.                                    | Part No. | DESCRIPTION  | QUANTITY       |
|---|----------|--|----------------|
| <b>CYLINDER HEAD, BARREL AND CRANKSHAFT</b> |          |  |                |
| 1   | E9848    | CAMSHAFT AND FLYWHEEL ASSEMBLY ... ..  | 1              |
| 2   | E9849    | Crankshaft ... ..  | Reference only |
| 3   | E9906    | FLYWHEEL DRIVE SIDE ... ..   | Reference only |
| 4   | E9907    | FLYWHEEL TIMING SIDE ... ..  | Reference only |
| 5   | E8036    | Screwed plug ... ..  | 1              |
| 6   | E8032    | Flywheel bolts (1 $\frac{1}{8}$ in. U.H.) ... ..   | 4              |
| 7   | E8033    | Flywheel bolts (2 in. U.H.) ... ..   | 4              |
| 8   | E8037    | Washer ... ..  | 8              |
| 9   | E8038    | Shim (0.010 in.) ... ..  | A.R.           |
| 9   | E8039    | Shim (0.015 in.) ... ..  | A.R.           |
| 10  | E1580    | Crankshaft pinion key ... ..   | 1              |
| 11  | E8144    | Rotor key ... ..   | 1              |
| 12  | E8836    | CONNECTING ROD ... ..  | 1              |
| 13  | E3705    | Connecting rod bolt ... ..   | 2              |
| 14  | E2922    | Self locking nut ... ..  | 2              |
| 15  | E6068    | Connecting rod big end bush (available in undersizes of<br>0-010 in., 0-020 in., 0-030 in.) ... .. | 2 halves       |
| 16  | D911     | Sparking plug N3 ... ..  | 1              |
| 17  | E7998    | *PISTON COMPLETE ... ..  | 1              |
| 18  | E8276    | Plain compression ring ... ..  | 1              |
| 19  | E6838    | Taper compression ring ... ..  | 1              |
| 20  | E6839    | Oil control ring ... ..  | 1              |
| 21  | WE203E   | Gudgeon pin ... ..   | 1              |
| 22  | WE479    | Circlip ... ..   | 2              |
| 23  | E9263    | Cylinder barrel ... ..   | 1              |
| 24  | E7728    | Cylinder base washer ... ..  | 1              |
| 25  | E8053    | Push rod (exhaust) ... ..  | 1              |
| 25  | E8055    | Push rod (inlet) ... ..  | 1              |
| 26  | E7739    | Tappet ... ..  | 2              |
| 27  | E8008    | Cylinder barrel stud (2 $\frac{1}{16}$ in. O.A.) ... ..  | 2              |
| 28  | E8196    | Stud nut ... ..  | 2              |
| 29  | E8215    | Washer ... ..  | 2              |
| 30  | E8197    | CYLINDER HEAD ... ..   | 1              |
| 31  | E8228    | Stud (2 $\frac{7}{16}$ in. O.A.) ... ..  | 2              |
| 32  | E8229    | Stud (3 in. O.A.) ... ..   | 2              |
| 33  | E7996    | Stud (3 $\frac{1}{16}$ in. O.A.) ... ..  | 3              |
| 34  | E8010    | Dowel ... ..   | 2              |
| 35  | E8080    | Stud (2 $\frac{1}{16}$ in. O.A.) ... ..  | 2              |
| 36  | E8227    | Carburetor stud (1 $\frac{3}{8}$ in. O.A.) ... ..  | 2              |
| 37  | E8225    | Valve guide (inlet) ... ..   | 1              |
| 37  | E11227   | Service size valve guide $\pm$ 0.002 in. ... ..  | 1              |
| 37  | E11228   | Service size valve guide $\pm$ 0.015 in. ... ..  | 1              |
| 38  | E8226    | Valve guide (exhaust) ... ..   | 1              |
| 38  | E11229   | Service size valve guide $\pm$ 0.002 in. ... ..  | 1              |
| 38  | E11230   | Service size valve guide $\pm$ 0.015 in. ... ..  | 1              |
| 39  | E8081    | Cylinder head gasket ... ..  | 1              |
| 40  | E8137    | Carburetor stud nut ... ..   | 2              |
| 41  | E8136    | Carburetor flange washer <sup>®</sup> ... ..   | 1              |
| 42  | E7820    | Distance piece ... ..  | 1              |

\*Refer page 7 for oversizes.

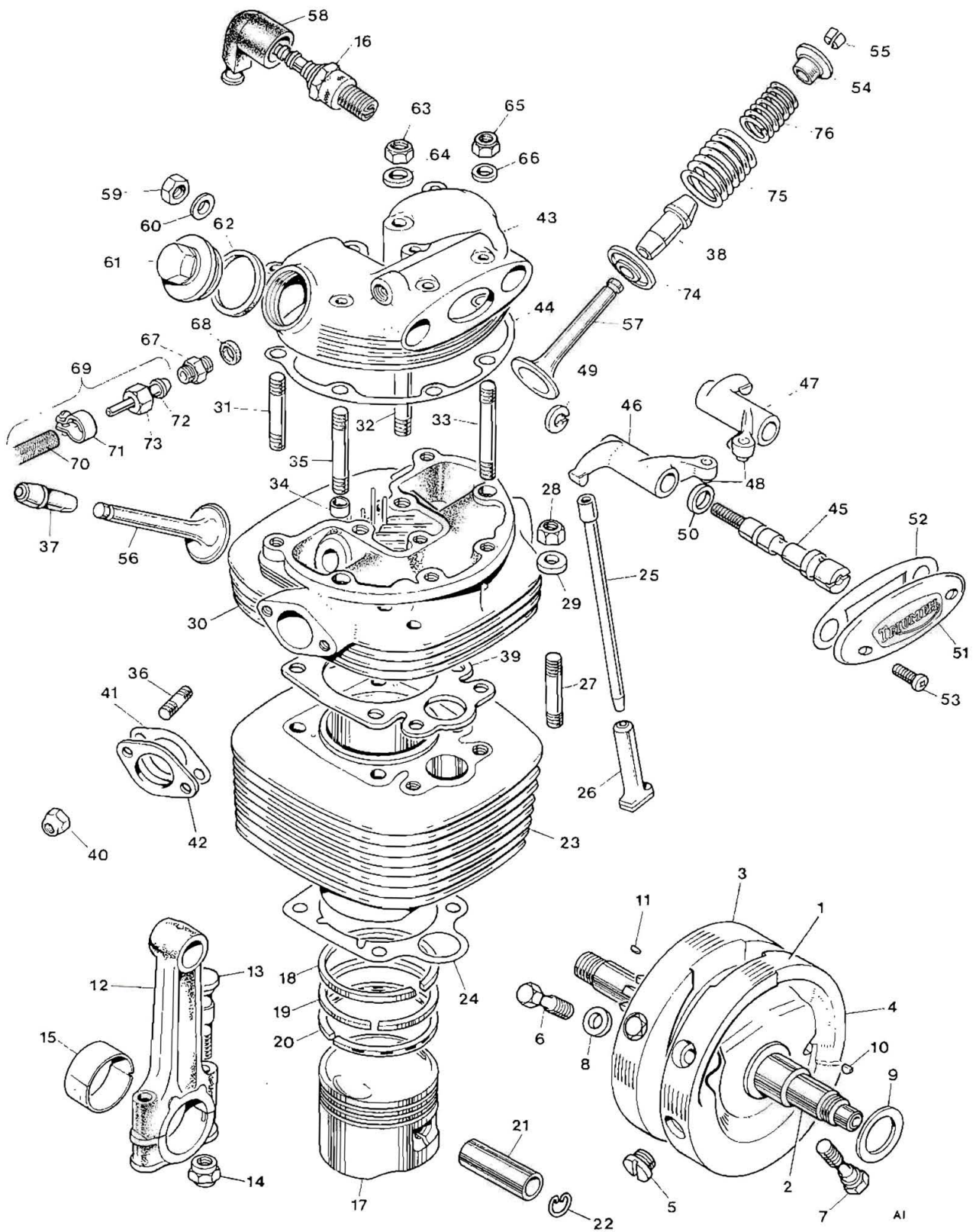


Fig. 1. CYLINDER HEAD, BARREL AND CRANKSHAFT

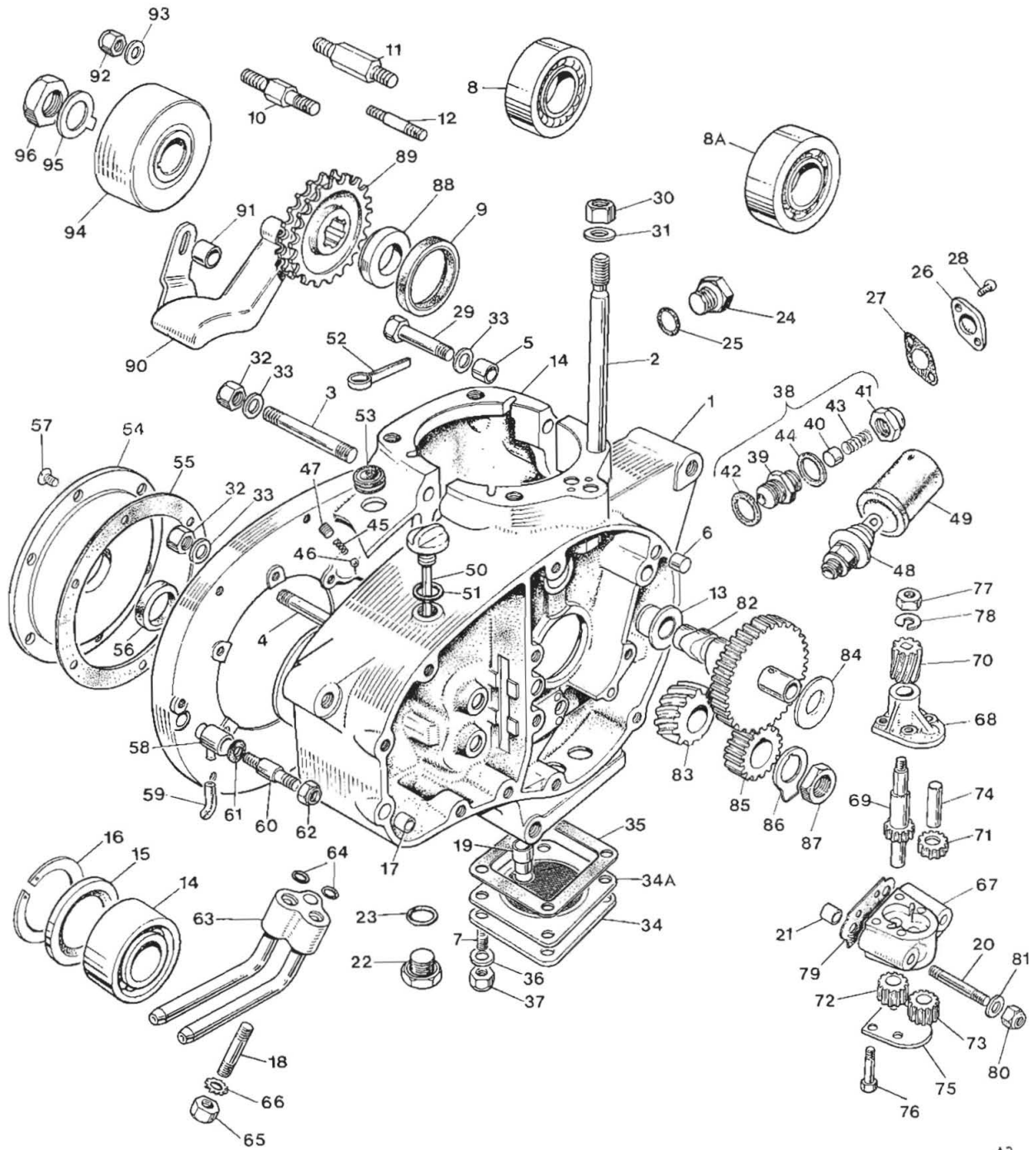


| Ref. No. | Part No. | DESCRIPTION | QUANTITY |
|----------|----------|-------------|----------|
|----------|----------|-------------|----------|

**CYLINDER HEAD, BARREL AND CRANKSHAFT** *continued*

|    |         |  |          |
|----|---------|--|----------|
| 43 | E7911   | Rocker box ... ..                                | 1        |
| 44 | E7858   | Rocker box gasket ... ..                         | 1        |
| 45 | E7787   | Rocker spindle ... ..                            | 2        |
| 46 | E7790   | INLET ROCKER ... ..                              | 1        |
| 47 | E7791   | EXHAUST ROCKER ... ..                            | 1        |
| 48 | E1483   | Ball end ... ..                                  | 2        |
| 49 | E1575   | Thrust washer ... ..                             | 2        |
| 50 | E1330   | Thrust washer ... ..                             | 2        |
| 51 | E8952   | Inspection cover ... ..                          | 1        |
| 52 | E8085   | Gasket ... ..                                    | 1        |
| 53 | E8086   | Screw ( $\frac{11}{16}$ in. U.H.) ... ..         | 2        |
| 54 | E11165  | Top collar ... ..                                | 2        |
| 55 | E11166  | Split collet ... ..                              | 4 halves |
| 56 | E8112   | Inlet valve ... ..                               | 1        |
| 57 | E7777   | Exhaust valve ... ..                             | 1        |
| 58 | D1002   | Plug cover ... ..                                | 1        |
| 59 | 14-0403 | Locknut ... ..                                   | 2        |
| 60 | S25-2   | Washer ... ..                                    | 2        |
| 61 | E8952   | Inspection cap ... ..                            | 2        |
| 62 | E8085   | Washer ... ..                                    | 2        |
| 63 | E8087   | Nut ... ..                                       | 2        |
| 64 | E8088   | Washer ... ..                                    | 2        |
| 65 | E8089   | Nut ... ..                                       | 7        |
| 66 | E8072   | Washer ... ..                                    | 7        |
| 67 | E8082   | Union ... ..                                     | 1        |
| 68 | E8083   | Fibre washer ... ..                              | 1        |
| 69 | E8105   | ROCKER FEED PIPE ASSEMBLY ... ..                 | 1        |
| 70 | E8106   | Oil feed pipe ( $26\frac{3}{4}$ in. long) ... .. | 1        |
| 71 | E8111   | Clip ... ..                                      | 1        |
| 72 | E8107   | Nipple ... ..                                    | 1        |
| 73 | E8110   | Union nut ... ..                                 | 1        |
| 74 | E8113   | Bottom cup ... ..                                | 2        |
| 75 | E8114   | Valve spring—outer ... ..                        | 2        |
| 76 | E8115   | Valve spring—inner ... ..                        | 2        |

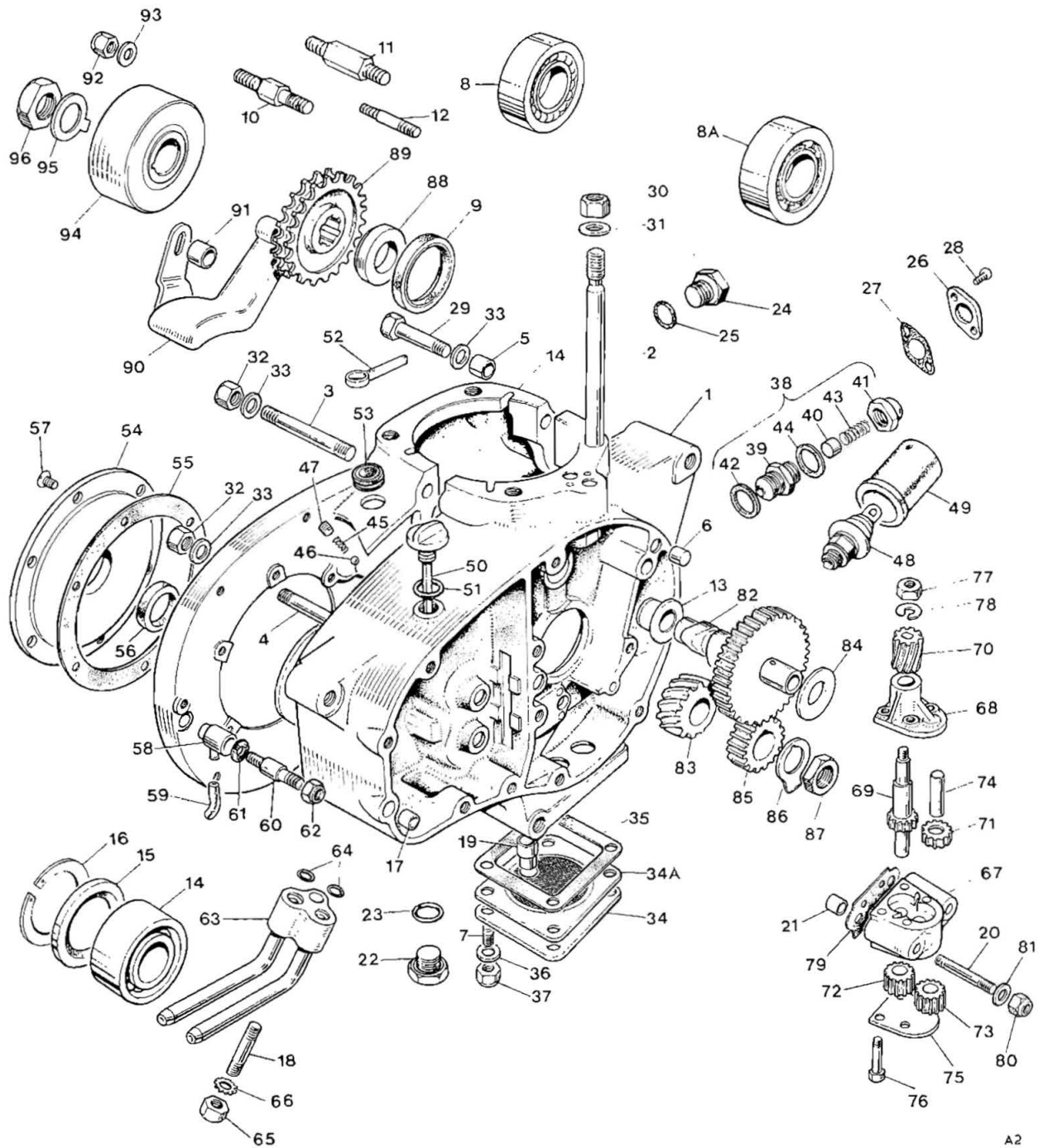




A2

Fig. 2. CRANKCASE

| Ref. No.         | Part No. | DESCRIPTION   | QUANTITY    |
|------------------|----------|---|-------------|
| <b>CRANKCASE</b> |          |   |             |
| 1                | E11119   | CRANKCASE ... ..  | 1           |
| 2                | E8006    | Cylinder securing stud ... ..                                     | 2           |
| 3                | S1889    | Crankcase top stud ( $2\frac{29}{32}$ in. O.A.) ... ..            | 2           |
| 4                | S1890    | Crankcase rear stud ( $2\frac{1}{16}$ in. O.A.) ... ..            | 2           |
| 5                | E8009    | Hollow dowel ... ..   | 1           |
| 6                | E8011    | Solid dowel ... ..  | 2           |
| 7                | 14-1401  | Sump stud ... ..  | 4           |
| 8                | E8003    | Main bearing (ball-journal) ... ..                                | 1           |
| 8A               | E9974    | Main bearing (roller bearing) ... ..                              | 1           |
| 9                | E8025    | Oil seal left main bearing ... ..                                 | 1           |
| 10               | S1894    | Generator stud rear, short hexagon ( $2\frac{19}{32}$ in.) ... .. | 1           |
| 11               | S1895    | Generator stud front, long hexagon ( $2\frac{19}{32}$ in.) ... .. | 1           |
| 12               | S1896    | Generator stud bottom ( $2\frac{19}{32}$ in.) ... ..              | 1           |
| 13               | E8315    | Camshaft bush ... ..  | 1           |
| 14               | E8014    | Mainshaft bearing ... ..  | 1           |
| 15               | E8015    | Mainshaft oil seal ... ..   | 1           |
| 16               | E6026    | Oil seal circlip ... ..   | 1           |
| 17               | E8010    | Hollow dowel ... ..   | 1           |
| 18               | S1891    | Oil union stud ... ..   | 1           |
| 19               | E8017    | Scavenge pipe ... ..  | 1           |
| 20               | S1893    | Oil pump stud ... ..  | 2           |
| 21               | E8022    | Hollow dowel ... ..   | 2           |
| 22               | S1857    | Gearbox drain plug ... ..   | 1           |
| 23               | T2697    | "O" ring ... ..   | 1           |
| 24               | S1872    | Timing hole plug... ..  | 1           |
| 25               | E8896    | Washer hole plug ... ..   | 1           |
| 26               | E9384    | Sealing plate ... ..  | 1           |
| 27               | E8256    | Sealing washer ... ..   | 1           |
| 28               | T1150    | Screw ... ..  | 2           |
| 29               | S1892    | Bolt ( $1\frac{1}{2}$ in. U.H.) ... ..                            | 3           |
| 30               | 14-0303  | Cylinder securing nut ... ..                                      | 4           |
| 31               | E8135    | Washer ... ..   | 4           |
| 32               | 14-0302  | Nut ... ..  | 4           |
| 33               | E8088    | Washer ... ..   | 7           |
| 34               | E8065    | Sump cover ... ..   | 1           |
| 34A              | E9979    | Filter ... ..   | 1           |
| 35               | E8070    | Gasket ... ..   | 1           |
| 36               | E8071    | Plain washer ... ..   | 4           |
| 37               | 14-1901  | Nyloc nut ... ..  | 4           |
| 38               |          | OIL RELEASE VALVE ... ..  | 1           |
| 39               | E7590    | Valve body ... ..   | 1           |
| 40               | GS251    | Piston ... ..   | 1           |
| 41               | E6596    | Cap ... ..  | 1           |
| 42               | GS254    | Fibre washer ... ..   | 1           |
| 43               | E11156   | Main spring ... ..  | 1           |
| 44               | E9737    | Joint washer ... ..   | 1           |
| 45               | E8124    | Non-return valve spring ... ..                                    | 1           |
| 46               | H2704    | Valve ball ... ..   | 1           |
| 47               | S1898    | Valve screw ... ..  | 1           |
| 48               | D2133    | Oil pressure switch ... ..  | Alternative |



A2

**Fig. 2. CRANKCASE**



| Ref. No. | Part No. | DESCRIPTION | QUANTITY |
|----------|----------|-------------|----------|
|----------|----------|-------------|----------|

### CRANKCASE continued

|    |         |   |      |
|----|---------|---|------|
| 49 | D2045   | Cover for oil switch ... ..             | 1    |
| 50 | T2695   | Dipstick ... ..                         | 1    |
| 51 | T948    | Dipstick washer ... ..                  | 1    |
| 52 | E8147   | Clip for alternator lead grommet ... .. | 1    |
| 53 | E8148   | Alternator lead grommet ... ..          | 1    |
| 54 | E3789   | Oil seal housing ... ..                 | 1    |
| 55 | E3832   | Gasket ... ..                           | 1    |
| 56 | E3833   | Oil seal ... ..                         | 1    |
| 57 | E3821   | Screw ... ..                            | 6    |
| 58 | E8179   | Chain oiler ... ..                      | 1    |
| 59 | E8173   | Rubber pipe ... ..                      | 1    |
| 60 | S1985   | Stud ... ..                             | 1    |
| 61 | E8072   | Washer ... ..                           | 1    |
| 62 | 14-1901 | Nyloc nut ... ..                        | 1    |
| 63 | E8127   | Oil pipes and union block ... ..        | 1    |
| 64 | E8259   | "O" ring ... ..                         | 2    |
| 65 | 14-0302 | Union nut ... ..                        | 1    |
| 66 | E8134   | Serrated washer ... ..                  | 1    |
| 67 | E11133  | OIL PUMP COMPLETE ... ..                | 1    |
| 68 | E11139  | Spindle housing ... ..                  | 1    |
| 69 | E11142  | Spindle ... ..                          | 1    |
| 70 | E8094   | Spindle gear ... ..                     | 1    |
| 71 | E8095   | Feed gear—driven ... ..                 | 1    |
| 72 | E11143  | Scavenge gear—driving ... ..            | 1    |
| 73 | E8097   | Scavenge gear—driven ... ..             | 1    |
| 74 | E11147  | Driven gear spindle ... ..              | 1    |
| 75 | E8099   | Bottom plate ... ..                     | 1    |
| 76 | E8100   | Screw ... ..                            | 4    |
| 77 | E8071   | Spindle gear nut ... ..                 | 1    |
| 78 | F9041   | Spindle gear washer ... ..              | 1    |
| 79 | E8103   | Gasket ... ..                           | 1    |
| 80 | 14-1901 | Holding nut ... ..                      | 2    |
| 81 | E8104   | Washer ... ..                           | 2    |
| 82 | E11276  | Camshaft c/w pinion ... ..              | 1    |
| 83 | E8041   | Drive gear ... ..                       | 1    |
| 84 | E9975   | Distance washer ... ..                  | 1    |
| 85 | E8040   | Crankshaft pinion ... ..                | 1    |
| 86 | E8043   | Lockwasher ... ..                       | 1    |
| 87 | W1798   | Nut ... ..                              | 1    |
| 88 | E8140   | Distance piece (-325 in. thick) ... ..  | A.R. |
| 88 | E8141   | Distance piece (-310 in. thick) ... ..  | A.R. |
| 88 | E8142   | Distance piece (-295 in. thick) ... ..  | A.R. |
| 89 | E8139   | Engine sprocket (23T) ... ..            | 1    |
| 90 | E8184   | Chain tensioner ... ..                  | 1    |
| 91 | E8143   | Distance piece ... ..                   | 1    |
| 92 | 14-1901 | Nut ... ..                              | 3    |
| 93 | E8072   | Washer ... ..                           | 3    |
| 94 | 99-0739 | Rotor (54213901) ... ..                 | 1    |
| 95 | E8224   | Tab washer ... ..                       | 1    |
| 96 | E8146   | Nut ... ..                              | 1    |



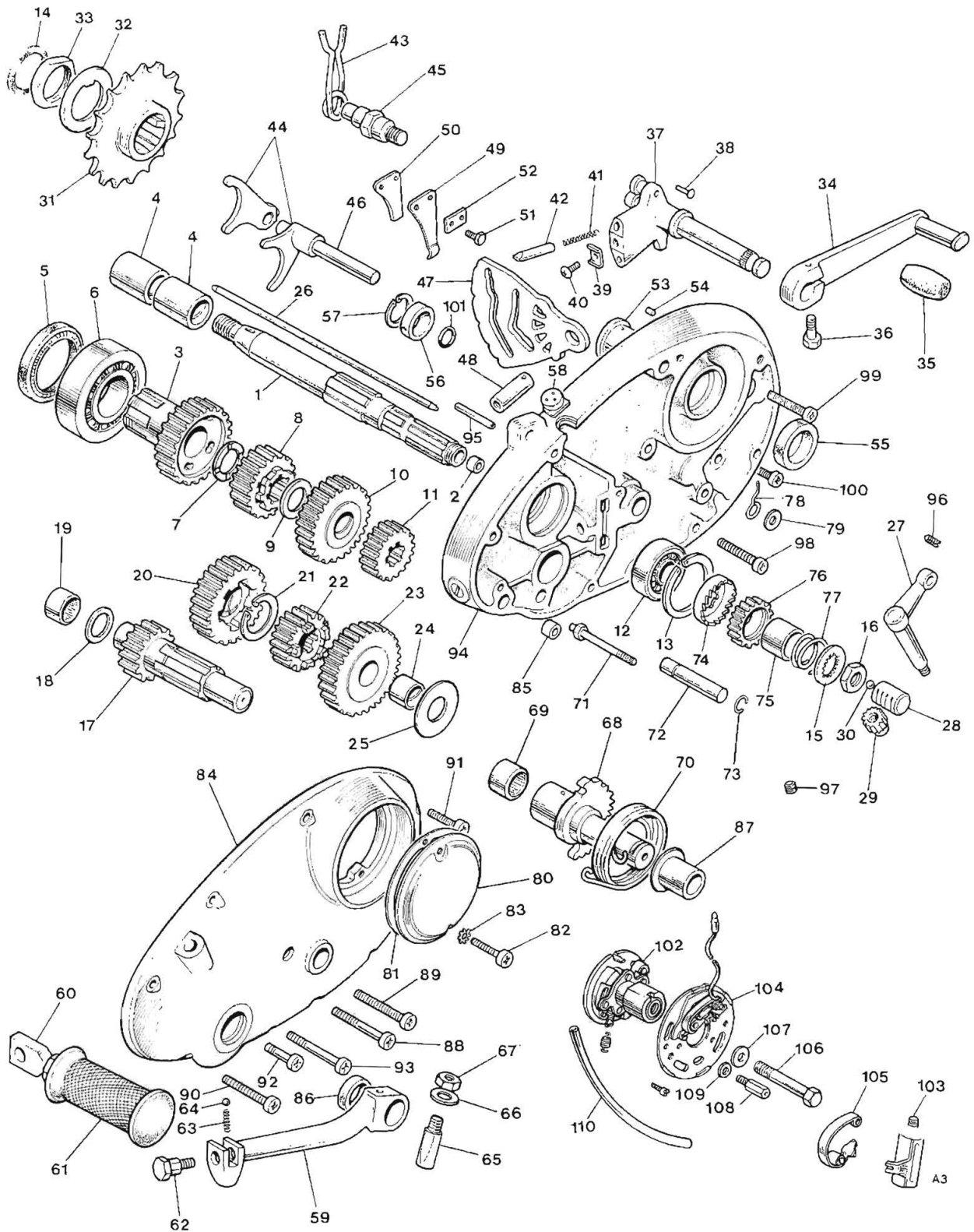


Fig. 3. GEAR CLUSTER AND TIMING COVERS

| Ref. No. | Part No. | DESCRIPTION | QUANTITY |
|----------|----------|-------------|----------|
|----------|----------|-------------|----------|

### GEAR CLUSTER AND TIMING COVERS

|    |       |                                       |             |
|----|-------|---------------------------------------|-------------|
| 1  | T2661 | MAINSHAFT COMPLETE WITH BUSH          | 1           |
| 2  | T1391 | Pushrod bush                          | 1           |
| 3  | T3872 | HIGH GEAR (22T)                       | 1           |
| 4  | T2753 | High gear bush                        | 2           |
| 5  | E8015 | Mainshaft oil seal                    | 1           |
| 6  | E8014 | Mainshaft bearing                     | 1           |
| 7  | T2678 | Thrust washer (.093 in.)              | 1           |
| 7  | T2679 | Thrust washer (.098 in.)              | A.R.        |
| 7  | T2680 | Thrust washer (.103 in.)              | A.R.        |
| 8  | T3876 | Mainshaft second gear (21T)           | 1           |
| 9  | T2664 | Spacer (.075 in.)                     | A.R.        |
| 9  | T2665 | Spacer (.070 in.)                     | A.R.        |
| 9  | T2666 | Spacer (.080 in.)                     | A.R.        |
| 10 | T2662 | Mainshaft third gear (24T)            | 1           |
| 11 | T2663 | Mainshaft low gear (16T)              | 1           |
| 12 | E8151 | Mainshaft bearing                     | 1           |
| 13 | E8152 | Bearing circlip                       | 1           |
| 14 | T2677 | Felt washer                           | 1           |
| 15 | T2685 | Lockwasher                            | 1           |
| 16 | T2686 | Mainshaft nut                         | 1           |
| 17 | T2667 | Layshaft and high gear (14T)          | 1           |
| 18 | T2671 | Thrust washer (.084 in.)              | 1           |
| 18 | T2672 | Thrust washer (.079 in.)              | A.R.        |
| 19 | E8005 | Layshaft bearing                      | 1           |
| 20 | T2668 | Layshaft second gear (22T)            | 1           |
| 21 | T2669 | Layshaft circlip                      | 1           |
| 22 | T3877 | Layshaft third gear (19T)             | 1           |
| 23 | T3874 | LAYSHAFT LOW GEAR COMPLETE (27T)      | 1           |
| 24 | T2752 | Low gear bush                         | 1           |
| 25 | T2670 | Spacing shim                          | 1           |
| 26 | T2733 | Clutch push rod                       | 1           |
| 27 | T2750 | Clutch lever complete                 | 1           |
| 28 | T2699 | Clutch operating rack                 | 1           |
| 29 | T2700 | Clutch operating pinion               | 1           |
| 30 | E8019 | Thrust ball                           | 1           |
| 31 | T2765 | Gearbox sprocket (15T)                | 1           |
| 31 | T2701 | Gearbox sprocket (16T)                | Alternative |
| 31 | T2766 | Gearbox sprocket (17T)                | Alternative |
| 32 | T2702 | Tabwasher                             | 1           |
| 33 | T1434 | Nut                                   | 1           |
| 34 | T1164 | Gear change pedal                     | 1           |
| 35 | T2450 | Pedal rubber                          | 1           |
| 36 | T2703 | Pedal bolt ( $\frac{1}{16}$ in. U.H.) | 1           |
| 37 | T2692 | GEARCHANGE QUADRANT                   | 1           |
| 38 | T1277 | Spring rivet                          | 2           |
| 39 | T2107 | Keeper plate                          | 1           |
| 40 | T2435 | Screw                                 | 1           |
| 41 | T2106 | Spring                                | 2           |
| 42 | T2105 | Plunger                               | 2           |
| 43 | T1109 | Return spring                         | 1           |
| 44 | T3854 | Selector fork—main shaft              | 1           |

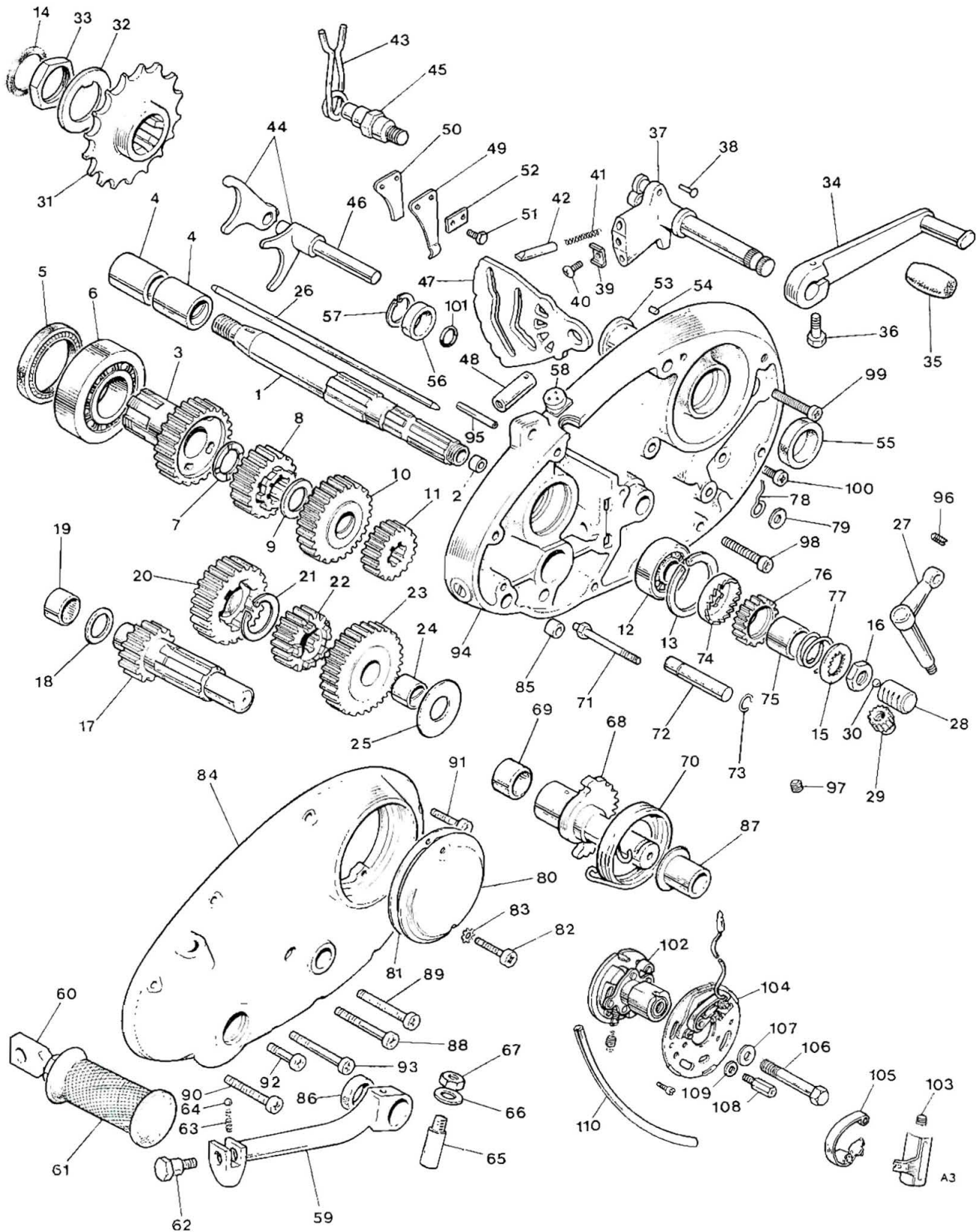


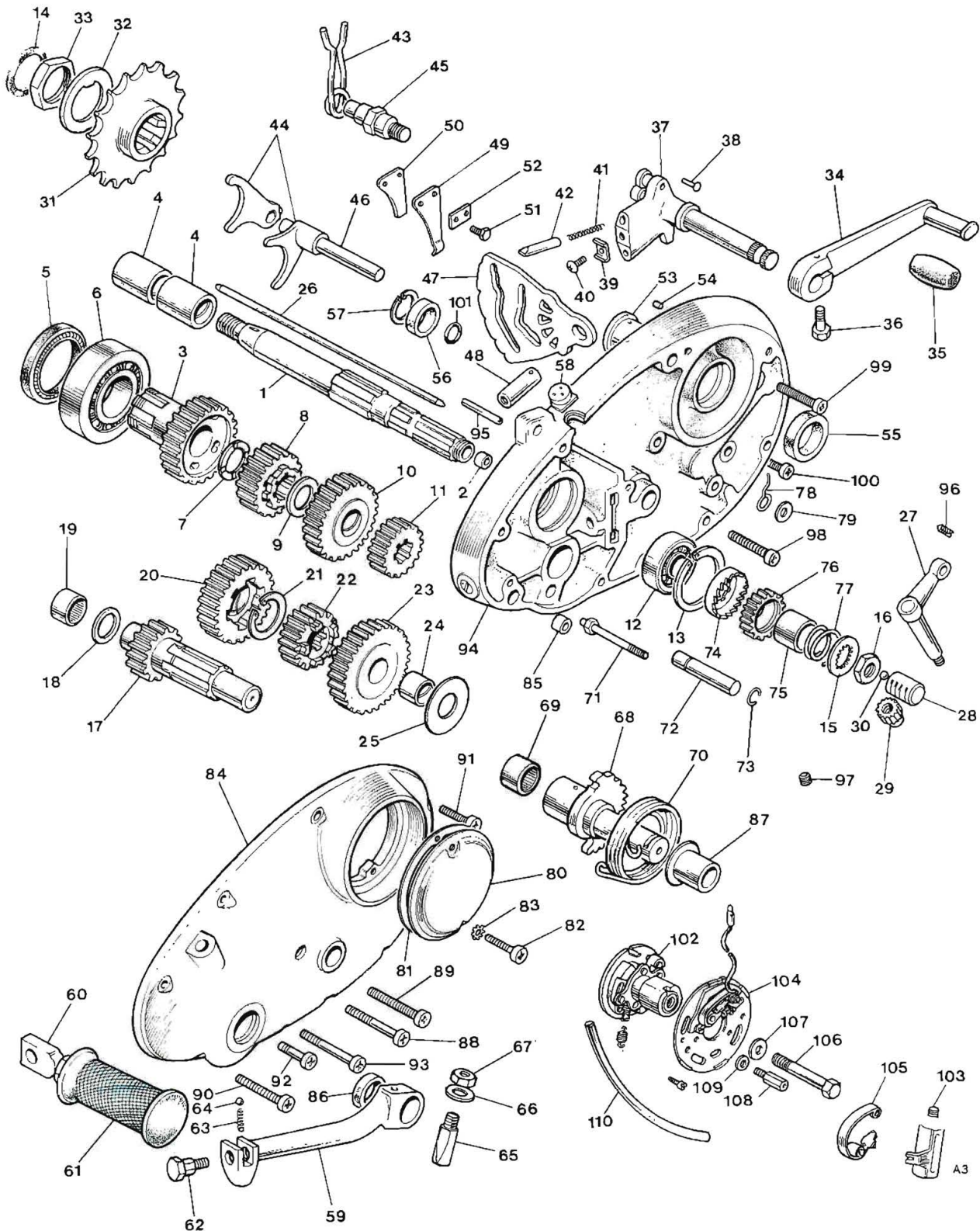
Fig. 3. GEAR CLUSTER AND TIMING COVERS



### GEAR CLUSTER AND TIMING COVERS *continued*

|            |         |  |   |
|------------|---------|--|---|
| 44         | T2689   | Selector fork—lay shaft                      | 1 |
| 45         | T3763   | Anchor bolt                                  | 1 |
| 46         | T2688   | Selector spindle                             | 1 |
| 47         | T3850   | Camplate                                     | 1 |
| 48         | T1069   | Camplate spindle                             | 1 |
| Not illus. | D2724   | Split pin                                    | 1 |
| 49         | T2691   | Index spring                                 | 1 |
| 50         | T1249   | Spring backing                               | 1 |
| 51         | T1076   | Screw  | 2 |
| 52         | T1180   | Lockplate                                    | 1 |
| 53         | E8150   | Camshaft bush                                | 1 |
| 54         | E3172   | Peg  | 1 |
| 55         | E8153   | Camshaft oil seal                            | 1 |
| 56         | E8154   | Crankshaft T/S oil seal                      | 1 |
| 57         | E8157   | Oil seal circlip                             | 1 |
| 58         | E8155   | Cable grommet                                | 1 |
| 59         | T2763   | KICKSTART CRANK COMPLETE                     | 1 |
| 60         | T2774   | Kickstart folding pedal                      | 1 |
| 61         | T2330   | Pedal rubber                                 | 1 |
| 62         | T1169   | Pivot bolt (1 in. U.H.)                      | 1 |
| 63         | T1167   | Spring                                       | 1 |
| 64         | H2704   | Steel ball                                   | 1 |
| 65         | T2704   | Cotter pin                                   | 1 |
| 66         | T2705   | Cotter washer                                | 1 |
| 67         | T2706   | Cotter nut                                   | 1 |
| 68         | T4070   | KICKSTART SPINDLE                            | 1 |
| 69         | E8005   | Needle roller                                | 1 |
| 70         | T2687   | Return spring                                | 1 |
| 71         | T3764   | Anchor pin                                   | 1 |
| 72         | T2657   | Kickstart stop                               | 1 |
| 73         | T2658   | Circlip                                      | 1 |
| 74         | T2681   | Kickstart ratchet                            | 1 |
| 75         | T2682   | Bush   | 1 |
| 76         | T2683   | Pinion                                       | 1 |
| 77         | T2684   | Spring                                       | 1 |
| 78         | E8172   | Contact breaker clip                         | 1 |
| 79         | E8072   | Washer                                       | 1 |
| 80         | E8737   | Contact breaker cover                        | 1 |
| 81         | E7882   | Gasket                                       | 1 |
| 82         | E7354   | Screw ( $\frac{1}{2}$ in. U.H.)              | 2 |
| 83         | E8165   | Serrated washer                              | 2 |
| 84         | E9433   | OUTER TIMING COVER                           | 1 |
| 85         | E8010   | Hollow dowel                                 | 2 |
| 86         | T2641   | Kickstart oil seal                           | 1 |
| 87         | T2642   | Bush   | 1 |
| 88         | 14-6612 | Outer cover screw (2 in. U.H.)               | 3 |
| 89         | 14-6611 | Outer cover screw ( $1\frac{3}{4}$ in. U.H.) | 1 |
| 90         | 14-6610 | Outer cover screw ( $1\frac{1}{2}$ in. U.H.) | 1 |
| 91         | E8169   | Outer cover screw ( $\frac{5}{8}$ in. U.H.)  | 3 |
| 92         | 14-6606 | Outer cover screw ( $\frac{3}{4}$ in. U.H.)  | 1 |
| 93         | 14-6614 | Outer cover screw ( $2\frac{1}{4}$ in. U.H.) | 1 |





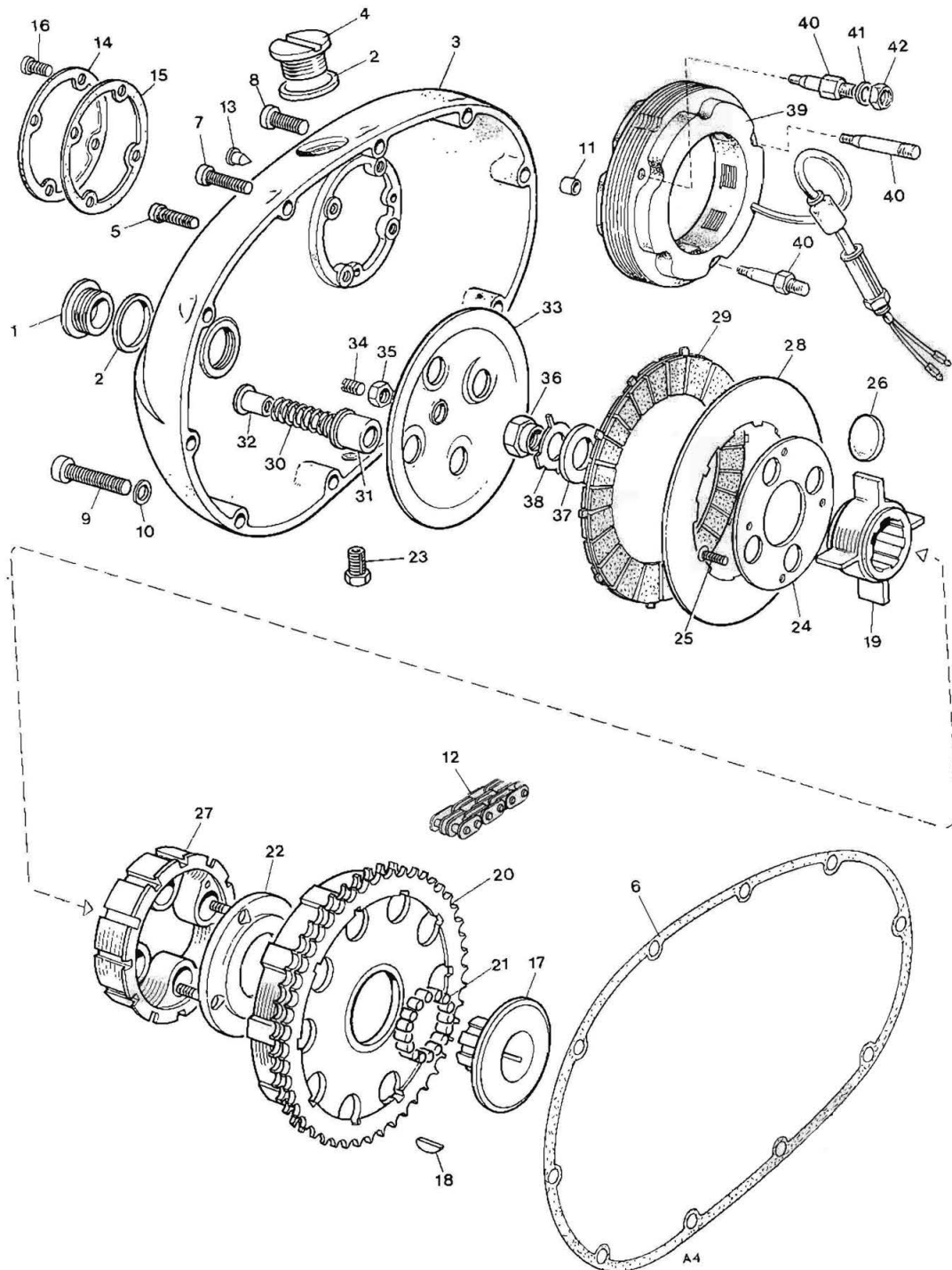
**Fig. 3. GEAR CLUSTER AND TIMING COVERS**

| Ref. No. | Part No. | DESCRIPTION | QUANTITY |
|----------|----------|-------------|----------|
|----------|----------|-------------|----------|

# **GEAR CLUSTER AND TIMING COVERS** *continued*

|     |          |                                 |     |     |     |     |     |     |   |
|-----|----------|---------------------------------|-----|-----|-----|-----|-----|-----|---|
| 94  | E11061   | Inner timing cover              | ... | ... | ... | ... | ... | ... | 1 |
| 95  | T1026    | Breather tube                   | ... | ... | ... | ... | ... | ... | 1 |
| 96  | E8162    | Screwed plug                    | ... | ... | ... | ... | ... | ... | 1 |
| 97  | E9526    | Screwed plug (socket head)      | ... | ... | ... | ... | ... | ... | 1 |
| 98  | 14-6608  | Inner cover screw (1 in. U.H.)  | ... | ... | ... | ... | ... | ... | 1 |
| 99  | 14-6610  | Inner cover screw (1½ in. U.H.) | ... | ... | ... | ... | ... | ... | 4 |
| 100 | 14-6606  | Inner cover screw (¾ in. U.H.)  | ... | ... | ... | ... | ... | ... | 2 |
| 101 | E8132    | "O" ring                        | ... | ... | ... | ... | ... | ... | 1 |
| 102 | *99-1056 | Auto-advance unit (54416405)    | ... | ... | ... | ... | ... | ... | 1 |
| 103 | D995     | Condenser                       | ... | ... | ... | ... | ... | ... | 1 |
| 104 | E7788    | Contact breaker                 | ... | ... | ... | ... | ... | ... | 1 |
| 105 | 99-0072  | Points (54419827)               | ... | ... | ... | ... | ... | ... | 1 |
| 106 | 14-0208  | Contact breaker bolt            | ... | ... | ... | ... | ... | ... | 1 |
| 107 | E8163    | Washer                          | ... | ... | ... | ... | ... | ... | 1 |
| 108 | E4747    | Clamp pillar bolt               | ... | ... | ... | ... | ... | ... | 2 |
| 109 | E8164    | Washer                          | ... | ... | ... | ... | ... | ... | 2 |
| 110 | E8166    | Contact breaker lead sleeve     | ... | ... | ... | ... | ... | ... | 1 |

\*Spring set only 99-1011 (54417992)



**Fig. 4. CLUTCH AND PRIMARY CHAINCASE**

## CLUTCH AND PRIMARY CHAINCASE

|    |         |   |    |
|----|---------|---|----|
| 1  | T2166   | Screwed plug ... ..                                 | 1  |
| 2  | E8782   | "O" ring ... ..                                     | 2  |
| 3  | E11058  | Primary chaincase cover ... ..                      | 1  |
| 4  | E9800   | Filler plug ... ..                                  | 1  |
| 5  | S2002   | Level plug ... ..                                   | 1  |
| 6  | E7856   | Chaincase gasket ... ..                             | 1  |
| 7  | 14-6611 | Cover screw ( $1\frac{3}{4}$ in. U.H.) ... ..       | 4  |
| 8  | 14-6610 | Cover screw ( $1\frac{1}{2}$ in. U.H.) ... ..       | 5  |
| 9  | S1951   | Cover screw ( $1\frac{7}{8}$ in. U.H.) ... ..       | 1  |
| 10 | E8175   | Washer ... ..                                       | 1  |
| 11 | E8010   | Chaincase dowel ... ..                              | 2  |
| 12 | D951    | Primary chain (70L) ... ..                          | 1  |
| 13 | E8176   | Ignition pointer ... ..                             | 1  |
| 14 | E8955   | Inspection cover ... ..                             | 1  |
| 15 | E8178   | Gasket ... ..                                       | 1  |
| 16 | E8177   | Screw ( $\frac{1}{2}$ in. U.H.) ... ..              | 4  |
| 17 | T2713   | Clutch hub ... ..                                   | 1  |
| 18 | T2714   | Clutch hub key ... ..                               | 1  |
| 19 | T2715   | Clutch spider ... ..                                | 1  |
| 20 | T2716   | Sprocket and housing ... ..                         | 1  |
| 21 | T2719   | Roller ... ..                                       | 25 |
| 22 | T2720   | Inner retaining plate ... ..                        | 1  |
| 23 | S1943   | Drain screw ... ..                                  | 1  |
| 24 | T2721   | Outer retaining plate ... ..                        | 1  |
| 25 | T2722   | Screw ( $\frac{5}{8}$ in. U.H.) ... ..              | 4  |
| 26 | T2723   | Shock absorber rubber drive and rebound ... ..      | 8  |
| 27 | T2724   | Centre ... ..                                       | 1  |
| 28 | T2725   | Driven plate ... ..                                 | 5  |
| 29 | T2726   | Driving plate ... ..                                | 4  |
| 30 | T2727   | Spring ... ..                                       | 4  |
| 31 | T3951   | Cup ... ..  | 4  |
| 32 | T2748   | Spring nut ... ..                                   | 4  |
| 33 | T4019   | Pressure plate ... ..                               | 1  |
| 34 | T2729   | Adjuster ... ..                                     | 1  |
| 35 | F879    | Locknut ... ..                                      | 1  |
| 36 | T2730   | Retaining nut ... ..                                | 1  |
| 37 | T2731   | Plain washer ... ..                                 | 1  |
| 38 | T2732   | Lockwasher ... ..                                   | 1  |
| 39 | 99-1006 | Stator (47205) ... ..                               | 1  |
| 40 | S1894   | Generator stud rear ( $2\frac{1}{32}$ in.) ... ..   | 1  |
| 40 | S1895   | Generator stud front ( $2\frac{1}{32}$ in.) ... ..  | 1  |
| 40 | S1896   | Generator stud bottom ( $2\frac{1}{32}$ in.) ... .. | 1  |
| 41 | E8072   | Washer ... ..                                       | 3  |
| 42 | 14-0901 | Nut ... ..  | 3  |

} Refer Page 13  
also



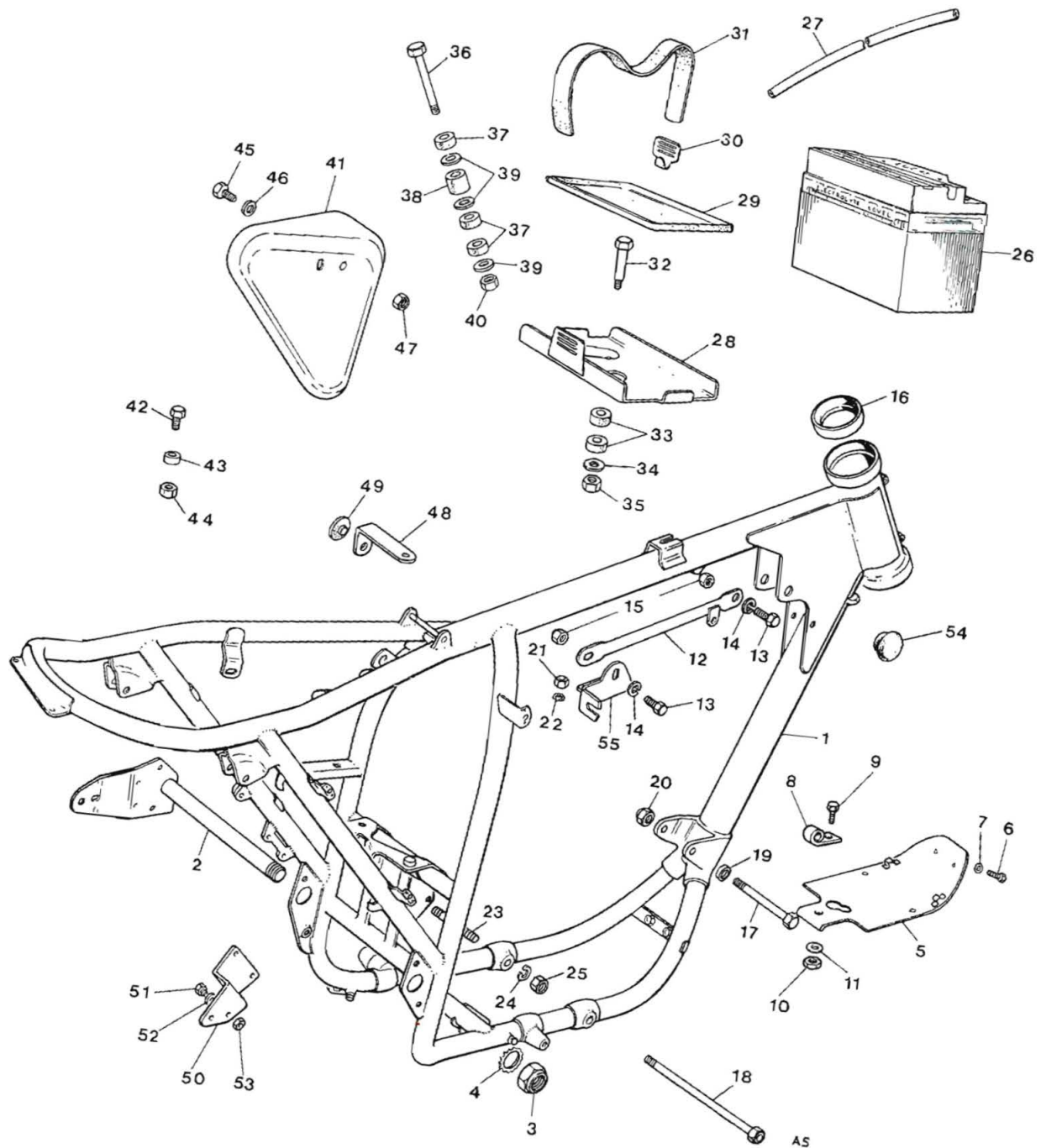


Fig. 5. FRAME COMPLETE

| Ref. No. | Part No. | DESCRIPTION | QUANTITY |
|----------|----------|-------------|----------|
|----------|----------|-------------|----------|

### FRAME

|            |         |  |   |
|------------|---------|--|---|
| 1          | F11607  | Frame complete ...                                       | 1 |
| 2          | F8994   | Swinging arm spindle ...                                 | 1 |
| 3          | F8995   | Spindle nut ...  | 1 |
| 4          | F8996   | Spindle washer ...                                       | 1 |
| 5          | F8819   | Engine shield ...  | 1 |
| 6          | 14-0113 | Bolt ( $\frac{5}{8}$ in. U.H.) ...                       | 2 |
| 7          | E8134   | Washer ...   | 2 |
| 8          | F9084   | "P" clip ...   | 1 |
| 9          | F9023   | Bolt ( $\frac{1}{4}$ in. U.H.) ...                       | 1 |
| 10         | W1691   | Nut ...  | 1 |
| 11         | E8088   | Washer ...   | 1 |
| 12         | F9745   | Engine steady stay ...                                   | 1 |
| 13         | F5535   | Bolt ( $\frac{3}{16}$ in. U.H.) ...                      | 3 |
| 14         | S25-2   | Plain washer ...   | 3 |
| 15         | E8194   | Nyloc nut ...  | 3 |
| 16         | F8988   | Ball head cup ...  | 2 |
| 17         | F8984   | Front engine fixing bolt ( $3\frac{3}{16}$ in. U.H.) ... | 1 |
| 18         | S1934   | Bottom bolt ( $7\frac{1}{2}$ in. U.H.) ...               | 1 |
| 19         | E8084   | Spacer ...   | 2 |
| 20         | E8194   | Nyloc nut ...  | 1 |
| 21         | E8133   | Nut ...  | 2 |
| 22         | E8134   | Shakeproof washer ...                                    | 2 |
| 23         | F8985   | Rear stud ( $2\frac{9}{16}$ in. O.A.) ...                | 1 |
| 24         | F8986   | Spring washer ...  | 2 |
| 25         | F8987   | Nut ...  | 2 |
| 26         | 99-0719 | Battery (54027029) type PUZ5A ...                        | 1 |
| 27         | D980    | Battery vent pipe ...                                    | 1 |
| 28         | F8285   | Battery carrier ...                                      | 1 |
| 29         | F9003   | Battery tray rubber ...                                  | 1 |
| 30         | F9004   | Hook ...   | 1 |
| 31         | F9005   | Battery strap ...  | 1 |
| 32         | F9006   | Bolt ( $1\frac{1}{16}$ in. U.H.) ...                     | 2 |
| 33         | F9007   | Mounting rubber ...                                      | 4 |
| 34         | F9008   | Washer ...   | 2 |
| 35         | E8137   | Nut ...  | 2 |
| 36         | F9086   | Bolt (3 in. U.H.) ...                                    | 1 |
| 37         | F9007   | Mounting rubber ...                                      | 2 |
| 38         | F9087   | Spacer ...   | 1 |
| 39         | F9010   | Washer ...   | 3 |
| 40         | E8194   | Nyloc nut ...  | 1 |
| 41         | F9090   | Tool tray c/w clips ...                                  | 1 |
| Not illus. | F9157   | Plug for tool tray ...                                   | 1 |
| 42         | F9091   | Bolt ( $\frac{1}{4}$ in. U.H.) ...                       | 1 |
| 43         | F9092   | Spacer ...   | 1 |
| 44         | F8071   | Nut ...  | 1 |
| 45         | F9060   | Bolt ( $\frac{3}{8}$ in. U.H.) ...                       | 1 |
| 46         | E8072   | Washer ...   | 1 |
| 47         | E8071   | Nut ...  | 1 |
| 48         | F9094   | Bracket ...  | 1 |
| 49         | F9093   | Rubber buffer ...  | 1 |
| 50         | F9945   | Silencer mounting bracket ...                            | 1 |

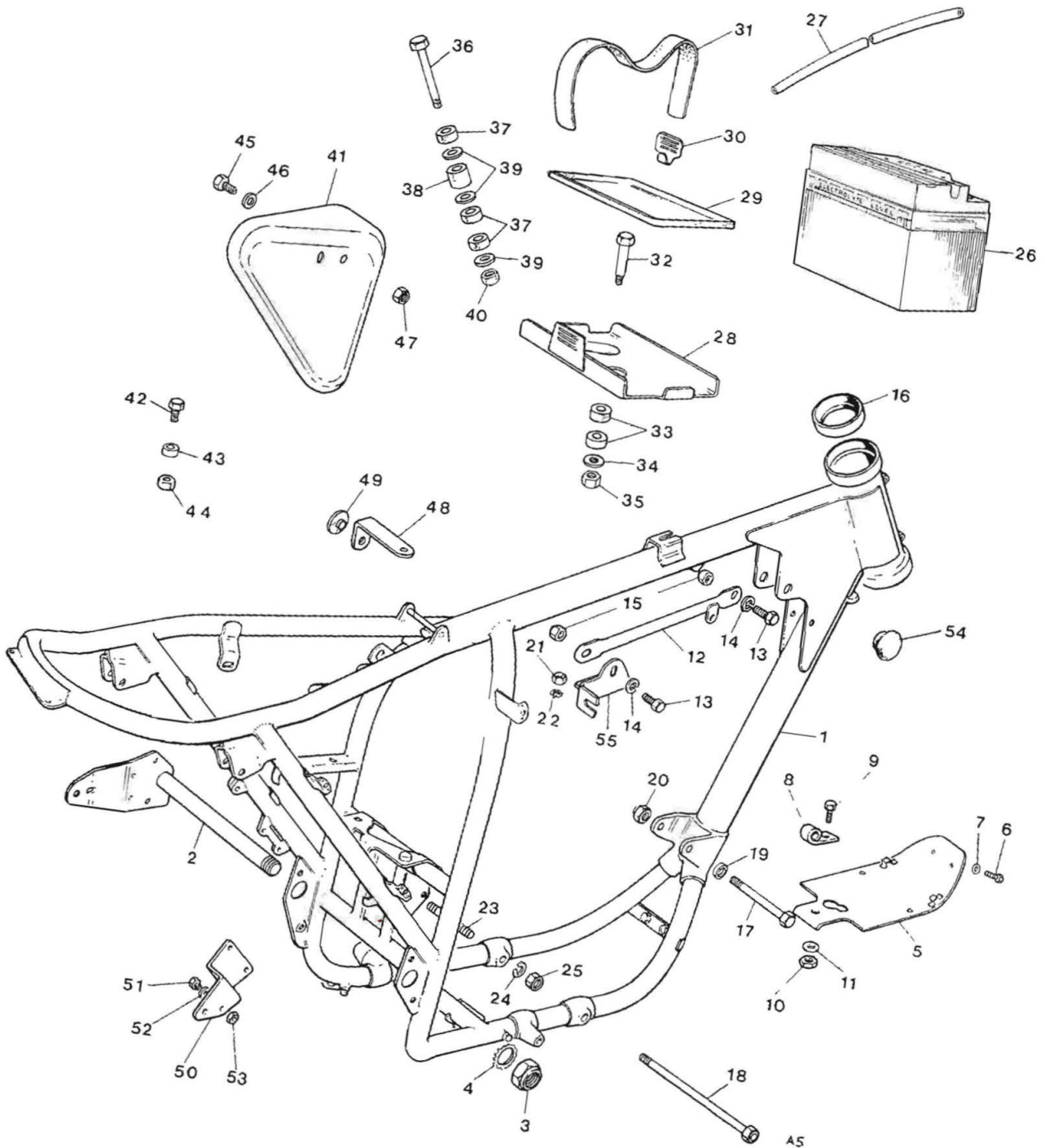


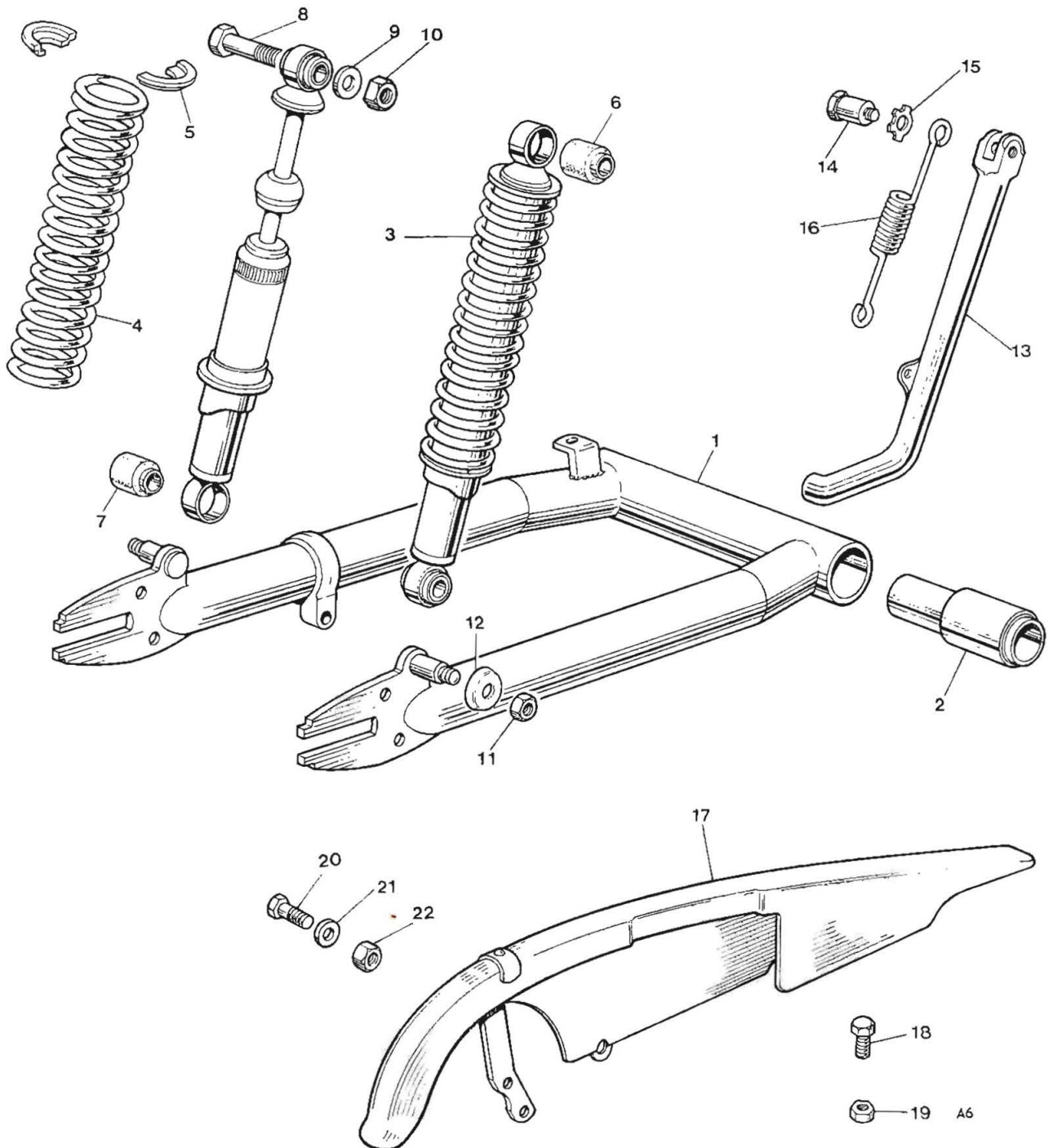
Fig. 5. FRAME COMPLETE

| Ref. No. | Part No. | DESCRIPTION | QUANTITY |
|----------|----------|-------------|----------|
|----------|----------|-------------|----------|

**FRAME** *continued*

|    |         |                              |   |
|----|---------|------------------------------|---|
| 51 | 14-0115 | Bolt ... ..                  | 2 |
| 52 | W2320   | Spring washer ... ..         | 2 |
| 53 | 14-0302 | Nut ... ..                   | 2 |
| 54 | F9222   | Tank anti roll rubber ... .. | 2 |
| 55 | E8189   | Steady stay bracket ... ..   | 1 |





**Fig. 6. SWINGING ARM AND SUSPENSION UNITS**

|          |          |             |          |
|----------|----------|-------------|----------|
| Ref. No. | Part No. | DESCRIPTION | QUANTITY |
|----------|----------|-------------|----------|

### SWINGING ARM AND SUSPENSION UNITS

|    |         |   |     |     |     |     |     |     |   |
|----|---------|---|-----|-----|-----|-----|-----|-----|---|
| 1  | F9210   | Swinging arm                                | ... | ... | ... | ... | ... | ... | 1 |
| 2  | F8993   | Silentbloc                                  | ... | ... | ... | ... | ... | ... | 2 |
| 3  | D2067   | SUSPENSION UNIT (64054927)                  | ... | ... | ... | ... | ... | ... | 2 |
| 4  | 99-1057 | Spring (64543626)                           | ... | ... | ... | ... | ... | ... | 2 |
| 5  | 99-0107 | Spring retainer (9054/171)                  | ... | ... | ... | ... | ... | ... | 2 |
| 6  | 99-0122 | Bonded bush—top (64533645)                  | ... | ... | ... | ... | ... | ... | 2 |
| 7  | 99-1058 | Bonded bush—bottom (64533654)               | ... | ... | ... | ... | ... | ... | 2 |
| 8  | F8997   | Unit fixing bolt (1 $\frac{7}{8}$ in. U.H.) | ... | ... | ... | ... | ... | ... | 2 |
| 9  | F8998   | Plain washer                                | ... | ... | ... | ... | ... | ... | 2 |
| 10 | S1-52   | Nut   | ... | ... | ... | ... | ... | ... | 2 |
| 11 | 14-0903 | Nut   | ... | ... | ... | ... | ... | ... | 2 |
| 12 | F8933   | Dust cover                                  | ... | ... | ... | ... | ... | ... | 2 |
| 13 | F11606  | Propstand leg                               | ... | ... | ... | ... | ... | ... | 1 |
| 14 | F3097   | Swivel pin                                  | ... | ... | ... | ... | ... | ... | 1 |
| 15 | F3096   | Lockwasher                                  | ... | ... | ... | ... | ... | ... | 1 |
| 16 | F2610   | Spring                                      | ... | ... | ... | ... | ... | ... | 1 |
| 17 | F9950   | Chainguard                                  | ... | ... | ... | ... | ... | ... | 1 |
| 18 | F9060   | Bolt (1 $\frac{5}{8}$ in. U.H.)             | ... | ... | ... | ... | ... | ... | 1 |
| 19 | E8071   | Nut   | ... | ... | ... | ... | ... | ... | 1 |
| 20 | 14-0113 | Bolt (1 $\frac{5}{8}$ in. U.H.)             | ... | ... | ... | ... | ... | ... | 1 |
| 21 | S25-2   | Plain washer                                | ... | ... | ... | ... | ... | ... | 1 |
| 22 | 14-1902 | Nut   | ... | ... | ... | ... | ... | ... | 1 |

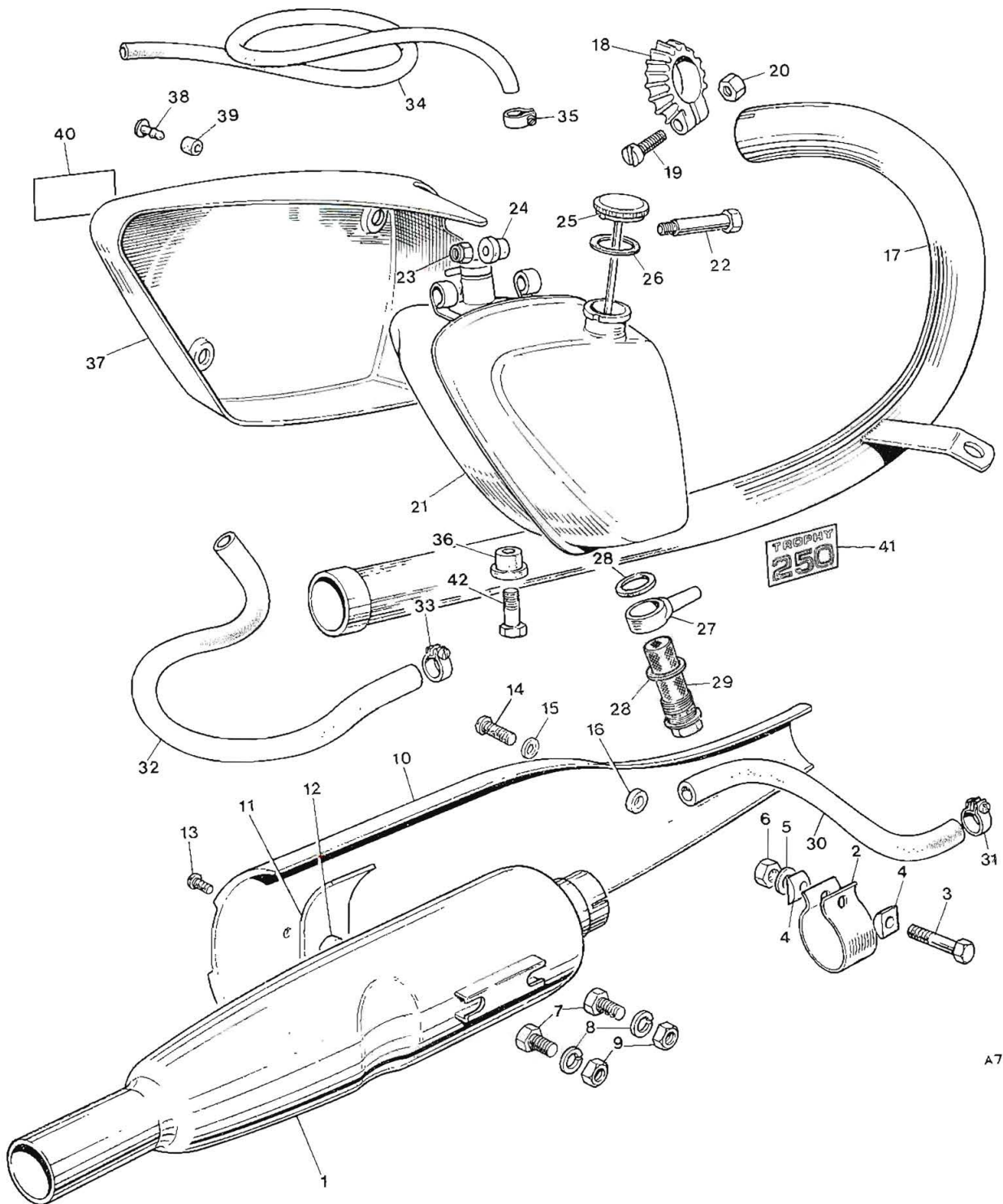
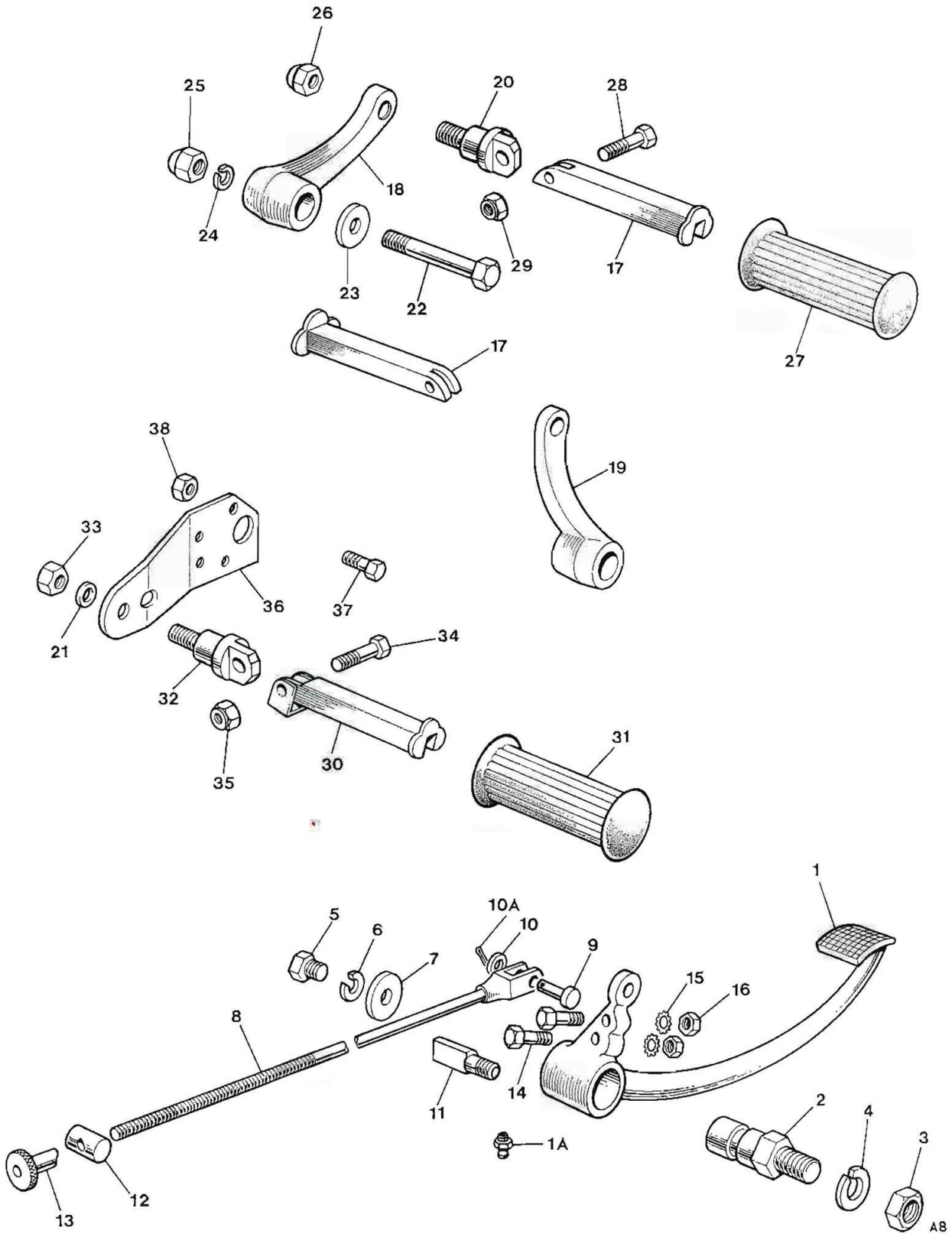


Fig. 7. OIL TANK, PANELS AND EXHAUST SYSTEM

### OIL TANK, PANELS AND EXHAUST SYSTEM

|    |         |   |   |
|----|---------|---|---|
| 1  | E11181  | Muffler ... ..                            | 1 |
| 2  | E2271   | Fixing clip ... ..                        | 1 |
| 3  | 14-0219 | Bolt (1½ in. U.H.) ... ..                 | 1 |
| 4  | E3768   | "D" washers ... ..                        | 2 |
| 5  | S26-3   | Washer ... ..                             | 1 |
| 6  | S1908   | Nut ... ..                                | 1 |
| 7  | F9019   | Bolt (½ in. U.H.) ... ..                  | 2 |
| 8  | F9020   | Spring washer ... ..                      | 2 |
| 9  | F879    | Nut ... ..                                | 2 |
| 10 | E11221  | Heat shield ... ..                        | 1 |
| 11 | E11222  | Support strip ... ..                      | 1 |
| 12 | E11223  | Distance piece ... ..                     | 1 |
| 13 | 14-2206 | Heat shield screw—rear ... ..             | 1 |
| 14 | 14-2205 | Heat shield screw ... ..                  | 2 |
| 15 | S25-43  | Heat shield washer ... ..                 | 3 |
| 16 | D2338   | Backing washer—front ... ..               | 2 |
| 17 | E11178  | Exhaust pipe ... ..                       | 1 |
| 18 | F8976   | Finned collar ... ..                      | 1 |
| 19 | F8977   | Screw (1⅜ in. U.H.) ... ..                | 1 |
| 20 | F8978   | Nut ... ..                                | 1 |
| 21 | F11648  | Oil tank ... ..                           | 1 |
| 22 | F9067   | Bolt (1¾ in. U.H.) ... ..                 | 2 |
| 23 | F9068   | Nut ... ..                                | 2 |
| 24 | F6039   | Rubber sleeve ... ..                      | 2 |
| 25 | F11651  | FILLER CAP C/W DIPSTICK AND WASHER ... .. | 1 |
| 26 | F9076   | Washer ... ..                             | 1 |
| 27 | F8874   | Banjo ... ..                              | 1 |
| 28 | F9070   | Fibre washer ... ..                       | 2 |
| 29 | F9071   | Filter ... ..                             | 1 |
| 30 | F9146   | Rubber connection ... ..                  | 1 |
| 31 | F9073   | Clip ... ..                               | 2 |
| 32 | F9224   | Rubber connection ... ..                  | 1 |
| 33 | E5473   | Clip ... ..                               | 2 |
| 34 | E8106   | Rocker oil feed pipe ... ..               | 1 |
| 35 | E8111   | Clip ... ..                               | 1 |
| 36 | F9127   | Rubber sleeve ... ..                      | 1 |
| 37 | F8614   | Panel D/S ... ..                          | 1 |
| 38 | D1006   | Oddie stud ... ..                         | 3 |
| 39 | D983    | Stud rubber ... ..                        | 3 |
| 40 | D2380   | Panel motif D/S ... ..                    | 1 |
| 41 | D2380   | Panel motif T/S ... ..                    | 1 |
| 42 | S771    | Oil tank bottom fixing bolt ... ..        | 1 |





**Fig. 8. FOOTRESTS AND BRAKE LINKAGE**

### FOOTRESTS AND BRAKE LINKAGE

|     |         |                                      |     |     |     |     |     |     |   |
|-----|---------|--------------------------------------|-----|-----|-----|-----|-----|-----|---|
| 1   | F9031   | Rear brake pedal                     | ... | ... | ... | ... | ... | ... | 1 |
| 1A  | W2326   | Grease nipple                        | ... | ... | ... | ... | ... | ... | 1 |
| 2   | F9032   | Fulcrum pin                          | ... | ... | ... | ... | ... | ... | 1 |
| 3   | F9033   | Nut                                  | ... | ... | ... | ... | ... | ... | 1 |
| 4   | F9034   | Spring washer                        | ... | ... | ... | ... | ... | ... | 1 |
| 5   | E8193   | Bolt ( $\frac{3}{4}$ in. U.H.)       | ... | ... | ... | ... | ... | ... | 1 |
| 6   | S26-1   | Spring washer                        | ... | ... | ... | ... | ... | ... | 1 |
| 7   | F9035   | Plain washer                         | ... | ... | ... | ... | ... | ... | 1 |
| 8   | F9036   | Rear brake rod                       | ... | ... | ... | ... | ... | ... | 1 |
| 9   | WF32    | Pivot pin                            | ... | ... | ... | ... | ... | ... | 1 |
| 10  | F8072   | Washer                               | ... | ... | ... | ... | ... | ... | 1 |
| 10A | D2683   | Split pin                            | ... | ... | ... | ... | ... | ... | 1 |
| 11  | F9958   | Brake pedal stop                     | ... | ... | ... | ... | ... | ... | 1 |
| 12  | F9038   | Swivel pin                           | ... | ... | ... | ... | ... | ... | 1 |
| 13  | F9039   | Adjuster nut                         | ... | ... | ... | ... | ... | ... | 1 |
| 14  | F9040   | Pedal stop bolt                      | ... | ... | ... | ... | ... | ... | 2 |
| 15  | F9041   | Shakeproof washer                    | ... | ... | ... | ... | ... | ... | 2 |
| 16  | F9042   | Nut                                  | ... | ... | ... | ... | ... | ... | 2 |
| 17  | F9043   | Folding footrest                     | ... | ... | ... | ... | ... | ... | 2 |
| 18  | F11426  | Footrest hanger D/S                  | ... | ... | ... | ... | ... | ... | 1 |
| 19  | F11428  | Footrest hanger T/S                  | ... | ... | ... | ... | ... | ... | 1 |
| 20  | F9044   | Anchor bolt                          | ... | ... | ... | ... | ... | ... | 2 |
| 21  | E8084   | Plain washer                         | ... | ... | ... | ... | ... | ... | 2 |
| 22  | F9045   | Bolt ( $2\frac{5}{16}$ in. U.H.)     | ... | ... | ... | ... | ... | ... | 1 |
| 23  | F9046   | Plain washer                         | ... | ... | ... | ... | ... | ... | 1 |
| 24  | F8986   | Spring washer                        | ... | ... | ... | ... | ... | ... | 1 |
| 25  | F8987   | Nyloc nut                            | ... | ... | ... | ... | ... | ... | 1 |
| 26  | F9085   | Nyloc nut                            | ... | ... | ... | ... | ... | ... | 2 |
| 27  | F9051   | Footrest rubber                      | ... | ... | ... | ... | ... | ... | 2 |
| 28  | F9057   | Bolt ( $1\frac{1}{2}$ in. U.H.)      | ... | ... | ... | ... | ... | ... | 2 |
| 29  | F8137   | Nut                                  | ... | ... | ... | ... | ... | ... | 2 |
| 30  | F9053   | Pillion footrest                     | ... | ... | ... | ... | ... | ... | 2 |
| 31  | F9054   | Footrest rubber                      | ... | ... | ... | ... | ... | ... | 2 |
| 32  | F9044   | Anchor bolt T/S                      | ... | ... | ... | ... | ... | ... | 1 |
| 32  | F9055   | Anchor bolt D/S                      | ... | ... | ... | ... | ... | ... | 1 |
| 33  | F9085   | Nut                                  | ... | ... | ... | ... | ... | ... | 2 |
| 34  | F9057   | Bolt ( $1\frac{1}{4}$ in. U.H.)      | ... | ... | ... | ... | ... | ... | 2 |
| 35  | E8137   | Nut                                  | ... | ... | ... | ... | ... | ... | 2 |
| 36  | F9133   | Pillion footrest support bracket T/S | ... | ... | ... | ... | ... | ... | 1 |
| 37  | 14-0116 | Bolt                                 | ... | ... | ... | ... | ... | ... | 3 |
| 38  | 14-0702 | Nut                                  | ... | ... | ... | ... | ... | ... | 3 |

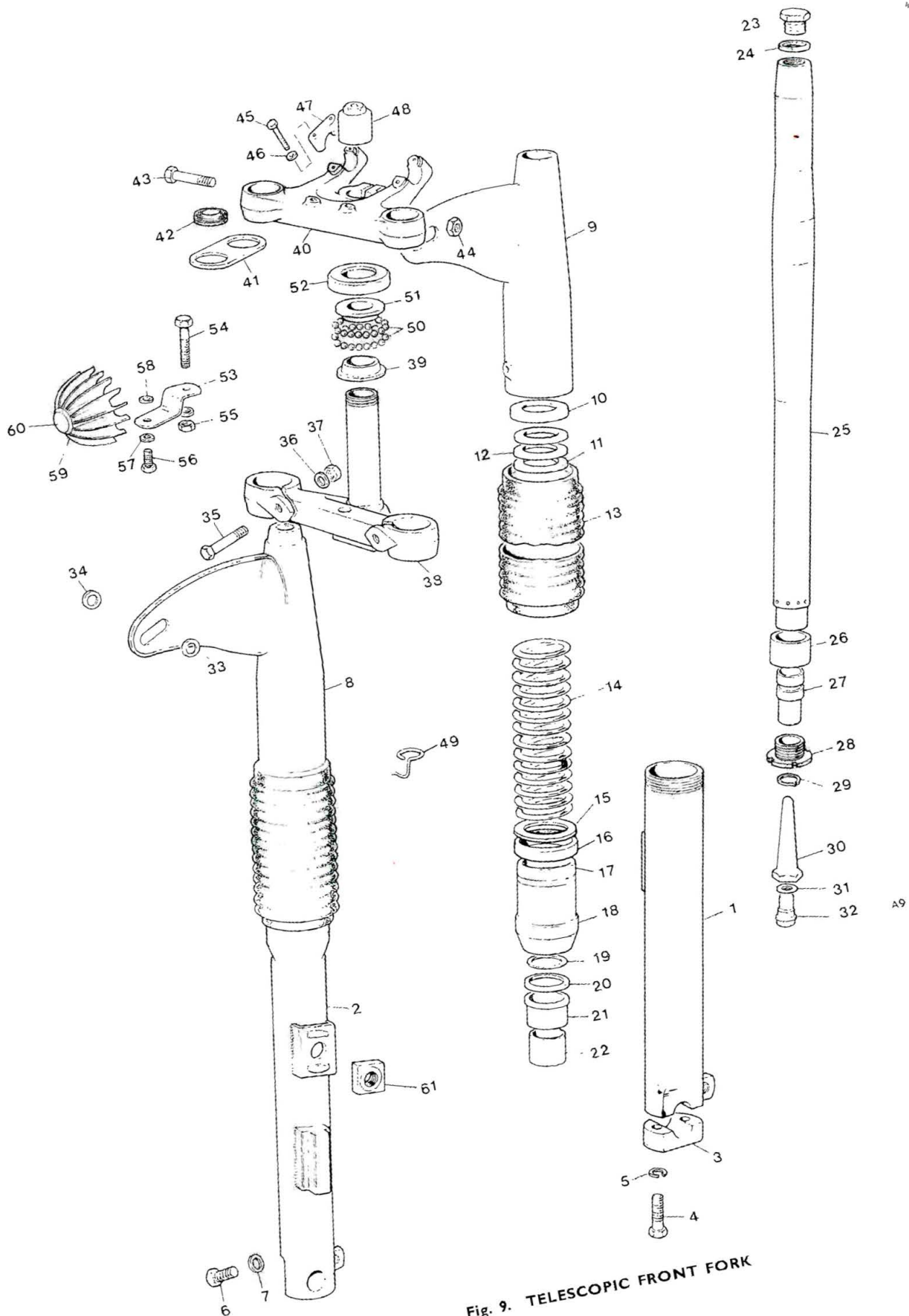


Fig. 9. TELESCOPIC FRONT FORK



| Ref. No.                     | Part No.       | DESCRIPTION                      | QUANTITY                |
|------------------------------|----------------|----------------------------------|-------------------------|
| <b>TELESCOPIC FRONT FORK</b> |                |                                  |                         |
|                              | H3895          | FORK ASSEMBLY                    | 1                       |
| 1                            | H2294          | D.S. BOTTOM MEMBER C/W CAP       | 1                       |
| 2                            | H2295          | T.S. BOTTOM MEMBER C/W CAP       | 1                       |
| 3                            | H1844          | Spindle cap                      | 2                       |
| 4                            | 14-0218        | Cap bolt                         | 4                       |
| 5                            | S26-3          | Spring washer                    | 4                       |
| 6                            | H519           | Drain plug                       | 2                       |
| 7                            | H430           | Drain plug washer                | 2                       |
| 8                            | H3694          | Top cover T/S                    | 1                       |
| 9                            | H3693          | Top cover D/S                    | 1                       |
| 10                           | H3638          | Spring support                   | 2                       |
| 11                           | H2632          | Sealing washer                   | 4                       |
| 12                           | H2633          | Sealing washer                   | 2                       |
| 13                           | H2513          | Gaiter                           | 2                       |
| 14                           | H3678          | Main spring                      | 2                       |
| 15                           | H1656          | Spring support washer            | 2                       |
| 16                           | H1500          | Oil seal                         | 2                       |
| 17                           | H3639          | LOWER COVER TUBE ASSEMBLY        | 2                       |
| 18                           | Reference only | Sleeve                           | Not supplied separately |
| 19                           | H2119          | "O" ring                         | 2                       |
| 20                           | H431           | Outer washer                     | 2                       |
| 21                           | H441           | Upper bearing                    | 2                       |
| 22                           | H3672          | Inner sleeve                     | 2                       |
| 23                           | H2245          | Top nut                          | 2                       |
| 24                           | H2653          | Washer                           | 2                       |
| 25                           | H3906          | Stanchion                        | 2                       |
| 26                           | H443           | Lower bearing                    | 2                       |
| 27                           | H2154          | Shuttle valve                    | 2                       |
| 28                           | H2091          | Nut                              | 2                       |
| 29                           | H2127          | Circlip                          | 2                       |
| 30                           | H2090          | Restrictor                       | 2                       |
| 31                           | H1062          | Sealing washer                   | 2                       |
| 32                           | H2126          | Flanged bolt                     | 2                       |
| 33                           | H2631          | Spacer                           | 2                       |
| 34                           | H2630          | Washer                           | 2                       |
| 35                           | S785           | Pinch bolt                       | 2                       |
| 36                           | S25-2          | Washer                           | 2                       |
| 37                           | 14-0303        | Nut                              | 2                       |
| 38                           | H2526          | Middle lug and stem              | 1                       |
| 39                           | H2648          | Bottom cone                      | 1                       |
| 40                           | H2525          | Top lug                          | 1                       |
| 41                           | H2658          | Cable guide bracket              | 2                       |
| 42                           | H2659          | Grommet                          | 2                       |
| 43                           | H2645          | Bolt (1 $\frac{9}{16}$ in. U.H.) | 1                       |
| 44                           | H2646          | Nut                              | 2                       |
| 45                           | H2656          | Bolt                             | 4                       |
| 46                           | F8981          | Washer                           | 4                       |
| 47                           | H2655          | Handlebar clip                   | 2                       |
| 48                           | H2651          | Sleeve nut                       | 1                       |
| 49                           | H2654          | Cable guide                      | 1                       |
| 50                           | H2704          | Steering head ball               | 40                      |

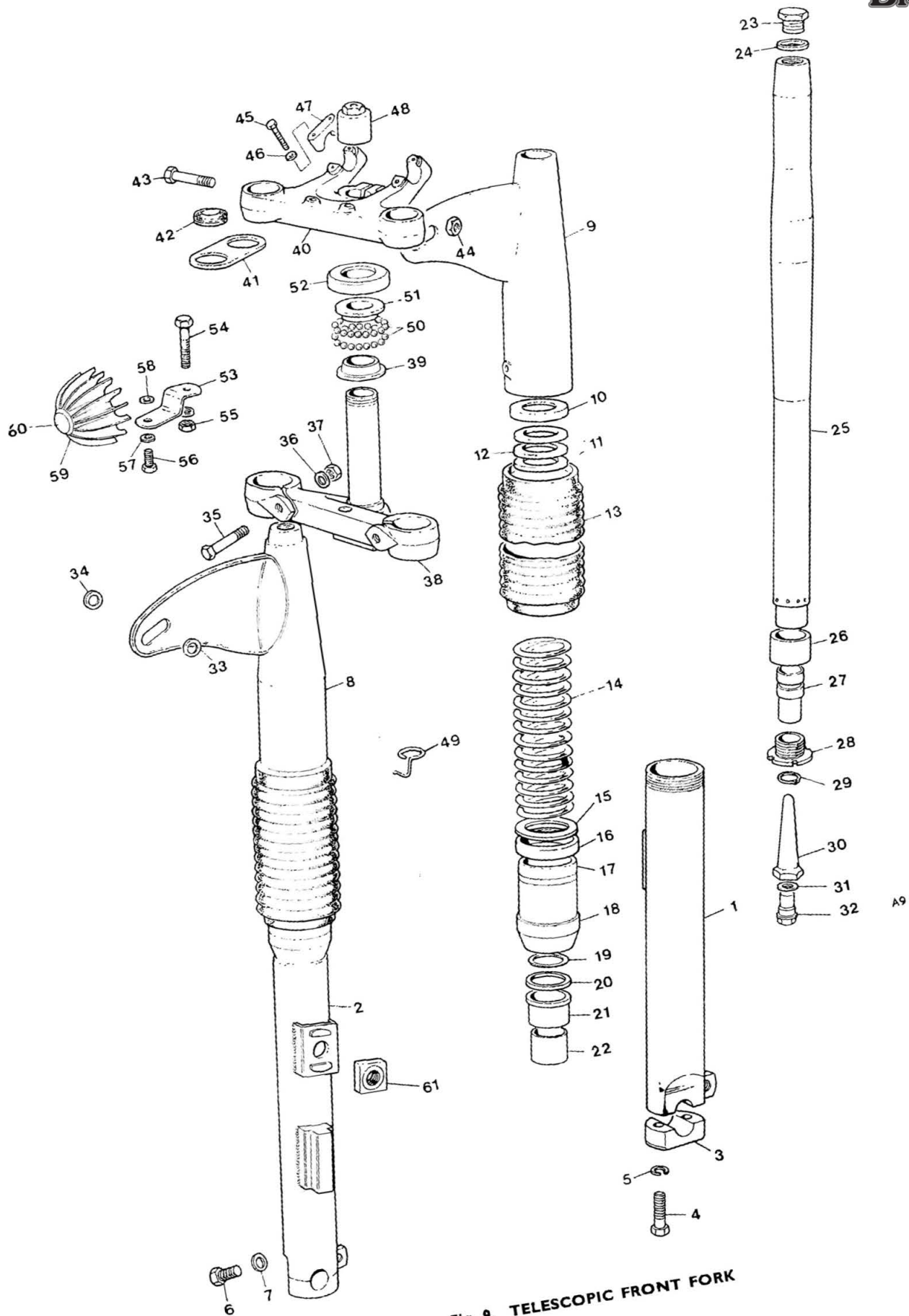


Fig. 9. TELESCOPIC FRONT FORK

| Ref. No. | Part No. | DESCRIPTION | QUANTITY |
|----------|----------|-------------|----------|
|----------|----------|-------------|----------|

**TELESCOPIC FRONT FORK** *continued*

|    |         |                                 |   |
|----|---------|---------------------------------|---|
| 51 | H2647   | Top cone ... ..                 | 1 |
| 52 | H2650   | Dust cap ... ..                 | 1 |
| 53 | H3746   | Mounting bracket ... ..         | 1 |
| 54 | 14-0218 | Bolt ... ..                     | 1 |
| 55 | 14-0702 | Nut ... ..                      | 1 |
| 56 | 14-6102 | Bolt ... ..                     | 1 |
| 57 | S26-2   | Spring washer ... ..            | 2 |
| 58 | E8088   | Spacer ... ..                   | 1 |
| 59 | H2237   | Heat sink ... ..                | 1 |
| 60 | H2275   | Zener Diode sealing plug ... .. | 1 |
| 61 | H3926   | Square nut ... ..               | 2 |

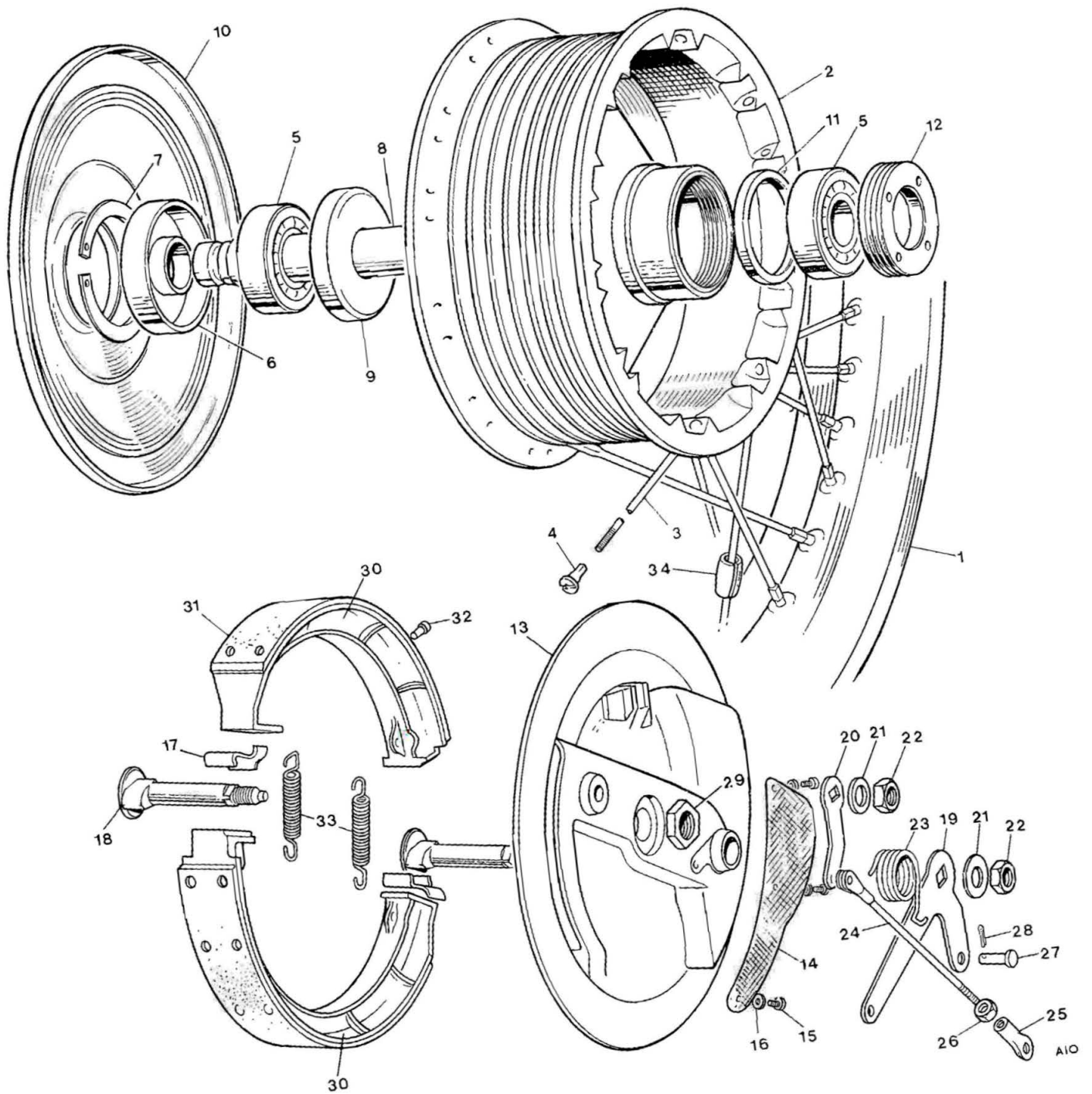


Fig. 10. FRONTWHEEL



| Ref. No. | Part No. | DESCRIPTION | QUANTITY |
|----------|----------|-------------|----------|
|----------|----------|-------------|----------|

### FRONT WHEEL

|    |           |   |      |
|----|-----------|---|------|
|    | W3465     | FRONT WHEEL COMPLETE                        | 1    |
|    | W2132     | RIM, SPOKES AND HUB ASSEMBLY                | 1    |
| 1  | W1230     | Rim   | 1    |
| 2  | W3325     | Hub   | 1    |
| 3  | W2137     | Spoke D/S 8 SWG x 6 in. straight            | 20   |
| 3  | W2138     | Spoke T/S 8 SWG x 5 $\frac{3}{16}$ in. 76°  | 10   |
| 3  | W2139     | Spoke T/S 8 SWG x 5 $\frac{7}{32}$ in. 100° | 10   |
| 4  | W2136     | Spoke nipple                                | 40   |
| 5  | W653      | Bearing                                     | 2    |
| 6  | W1237     | Dust cover                                  | 1    |
| 7  | T280      | Circlip                                     | 1    |
| 8  | W3582     | Wheel spindle                               | 1    |
| 9  | W1481     | Grease cap D/S                              | 1    |
| 10 | W3443     | Cover plate                                 | 1    |
| 11 | W3337     | Bearing support ring                        | 1    |
| 12 | W582      | Bearing retainer                            | 1    |
| 13 | W3429     | Anchor plate                                | 1    |
| 14 | W3444     | Gauze                                       | 1    |
| 15 | S1998     | Screw                                       | 3    |
| 16 | F2351     | Washer                                      | 3    |
| 17 | W2026     | Brake abutment pad                          | 2    |
| 18 | W2001     | Brake cam                                   | 2    |
| 19 | W3453     | Brake lever—front                           | 1    |
| 20 | W3454     | Brake lever—rear                            | 1    |
| 21 | W2027     | Washer                                      | 2    |
| 22 | 14-0403   | Nut   | 2    |
| 23 | W3522     | Return spring                               | 1    |
| 24 | W3450     | Brake rod                                   | 1    |
| 25 | W2005     | Fork end—threaded                           | 1    |
| 26 | 14-0401   | Locknut                                     | 1    |
| 27 | WF32      | Pivot pin                                   | 2    |
| 28 | D2683     | Split pin                                   | 2    |
| 29 | S1995     | Nut   | 1    |
| 30 | W3446     | BRAKE SHOE C/W LINING                       | 2    |
| 31 | Ref. only | Lining                                      | 2    |
| 32 | Ref. only | Rivet                                       | 16   |
| 33 | W135      | Spring                                      | 2    |
| 34 | W1197     | Balance weight $\frac{1}{2}$ oz.            | A.R. |
| 34 | W1198     | Balance weight 1 oz.                        | A.R. |

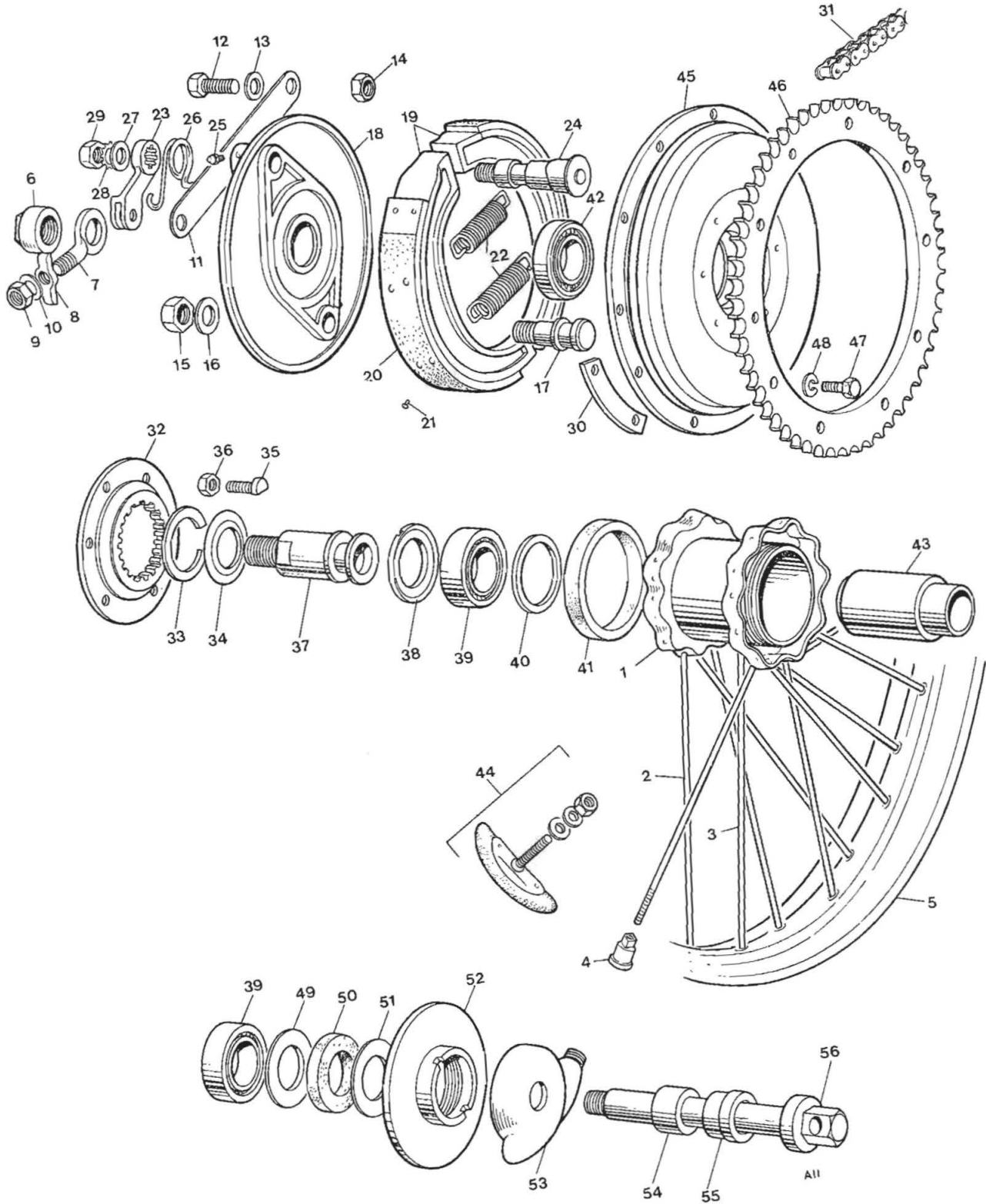


Fig. 11. REAR WHEEL

| Ref. No.          | Part No.       | DESCRIPTION   | QUANTITY             |
|-------------------|----------------|---|----------------------|
| <b>REAR WHEEL</b> |                |   |                      |
|                   | W3581          | REAR WHEEL COMPLETE (LESS BRAKE AND TYRE)                       | 1 with 49 T sprocket |
|                   | W3452          | REAR WHEEL COMPLETE (LESS BRAKE AND TYRE)                       | 1 with 52 T sprocket |
|                   | W2290          | RIM, HUB AND SPOKES ASSEMBLY ...                                | 1                    |
| 1                 | W2297          | Hub complete ...  | 1                    |
| 2                 | W2292          | Spoke D/S ...   | 20                   |
| 3                 | W2293          | Spoke T/S ...   | 20                   |
| 4                 | W2294          | Nipple ...  | 40                   |
| 5                 | W2291          | Rim ...   | 1                    |
| 6                 | W2309          | Fixed spindle nut ...   | 1                    |
| 7                 | W2339          | Chain adjuster ...  | 2                    |
| 8                 | W1015          | Chain adjuster end cap ...                                      | 2                    |
| 9                 | E8137          | Adjuster nut ...  | 2                    |
| 10                | E8088          | Adjuster washer ...   | 2                    |
| 11                | W2335          | Brake anchor strap ...  | 1                    |
| 12                | W2336          | Bolt ( $1\frac{5}{16}$ in. U.H.) ...                            | 1                    |
| 13                | W2337          | Washer ...  | 1                    |
| 14                | F9085          | Nut ...   | 1                    |
| 15                | W2325          | Fulcrum pin nut ...   | 1                    |
| 16                | W2324          | Fulcrum pin washer ...  | 1                    |
| 17                | W2323          | Fulcrum pin ...   | 1                    |
| 18                | W2322          | Brake anchor plate ...  | 1                    |
| 19                | W2327          | BRAKE SHOE COMPLETE WITH LINING ...                             | 2                    |
| 20                | Reference only | Brake lining ...  | 2 { Not serviced     |
| 21                | Reference only | Brake rivet ...   | 14 { separately      |
| 22                | W2328          | Brake shoe spring ...   | 2                    |
| 23                | W2329          | Brake cam lever ...   | 1                    |
| 24                | W2226          | BRAKE CAM ...   | 1                    |
| 25                | W2326          | Grease nipple ...   | 1                    |
| 26                | W2334          | Brake lever return spring ...                                   | 1                    |
| 27                | W2330          | Plain washer ...  | 1                    |
| 28                | W2331          | Shakeproof washer ...   | 1                    |
| 29                | W2332          | Nut ...   | 1                    |
| 30                | W2317          | Locking ring ...  | 3                    |
| 31                | D1028          | Rear chain ( $\frac{5}{8} \times \frac{1}{4} \times 101L$ ) ... | 1 East coast         |
| 31                | D1023          | Rear chain ( $\frac{5}{8} \times \frac{1}{4} \times 99L$ ) ...  | 1 West coast         |
| 32                | W2314          | Driving flange ...  | 1                    |
| 33                | W2312          | Bearing spring ring...  | 1                    |
| 34                | W2311          | Bearing shim ...  | 1                    |
| 35                | W2315          | Bolt ...  | 6                    |
| 36                | W2316          | Nut ...   | 6                    |
| 37                | W2308          | Fixed spindle ...   | 1                    |
| 38                | W2305          | Bearing retaining ring ...                                      | 1                    |
| 39                | W2298          | Bearing ...   | 2                    |
| 40                | W2299          | Thrust washer ...   | 1                    |
| 41                | W2313          | Washer ...  | 1                    |
| 42                | W2363          | Bearing ...   | 1                    |
| 43                | W2300          | Spindle sleeve ...  | 1                    |
| 44                | W3468          | Security bolt WM3...  | 2                    |
| 45                | W2318          | Brake drum ...  | 1                    |
| 46                | W2354          | Chainwheel (52T) ...  | 1 East coast         |
| 46                | W2321          | Chainwheel (49T) ...  | 1 West coast         |
| 47                | W2319          | Chainwheel bolt ...   | 10                   |



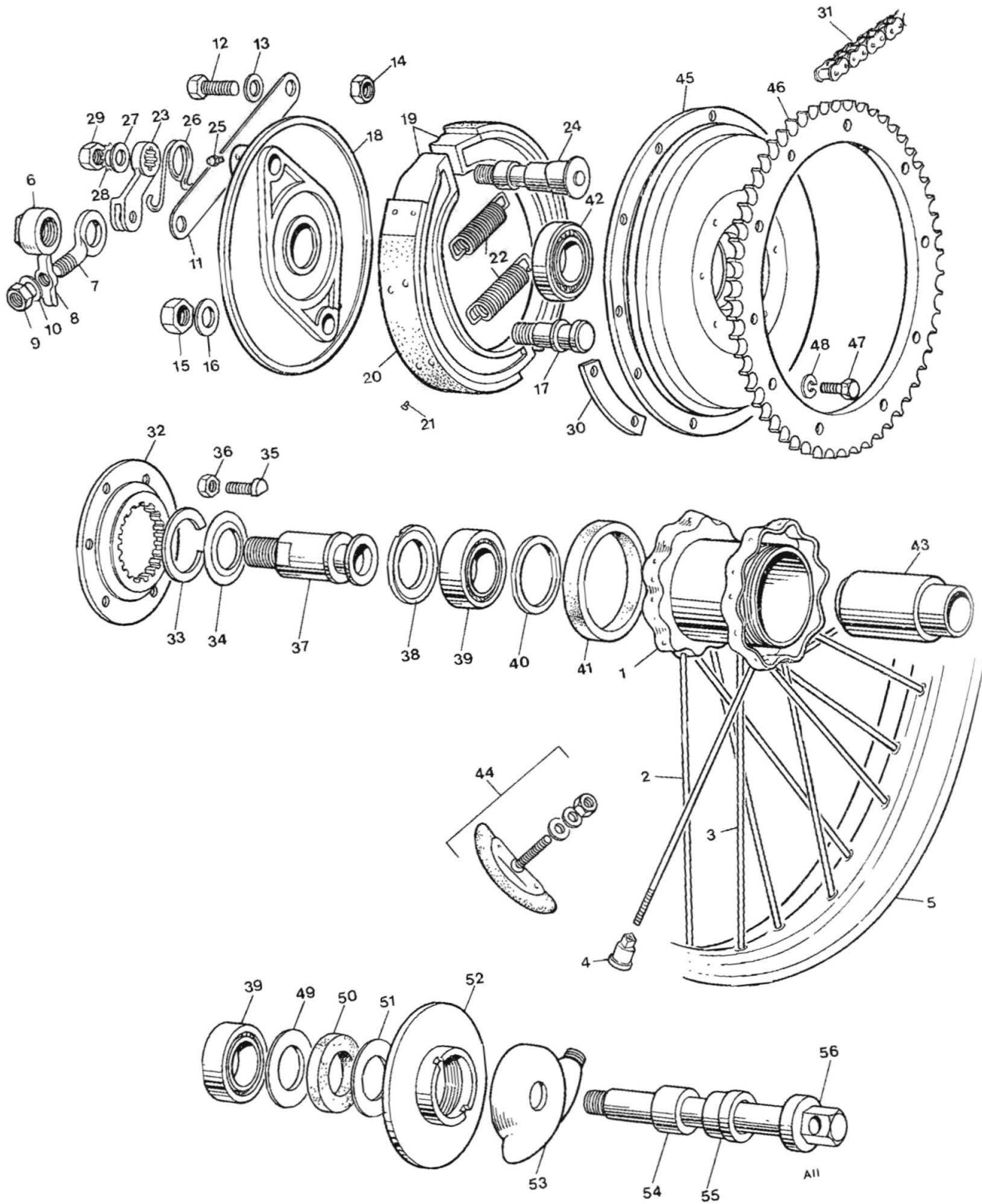


Fig. 11. REAR WHEEL



| Ref. No. | Part No. | DESCRIPTION | QUANTITY |
|----------|----------|-------------|----------|
|----------|----------|-------------|----------|

**REAR WHEEL** *continued*

|    |       |                                       |     |     |     |     |     |    |
|----|-------|---------------------------------------|-----|-----|-----|-----|-----|----|
| 48 | W2320 | Spring washer                         | ... | ... | ... | ... | ... | 10 |
| 49 | W2302 | Inner retainer                        | ... | ... | ... | ... | ... | 1  |
| 50 | W2301 | Felt washer                           | ... | ... | ... | ... | ... | 1  |
| 51 | W2303 | Outer retainer                        | ... | ... | ... | ... | ... | 1  |
| 52 | W2304 | Hub end cover                         | ... | ... | ... | ... | ... | 1  |
| 53 | D1026 | Speedometer gearbox (BG5330/31) 2 : 1 | ... | ... | ... | ... | ... | 1  |
| 54 | W2306 | Distance collar inner O/S             | ... | ... | ... | ... | ... | 1  |
| 55 | W2307 | Distance collar outer O/S             | ... | ... | ... | ... | ... | 1  |
| 56 | W2333 | Hub spindle                           | ... | ... | ... | ... | ... | 1  |

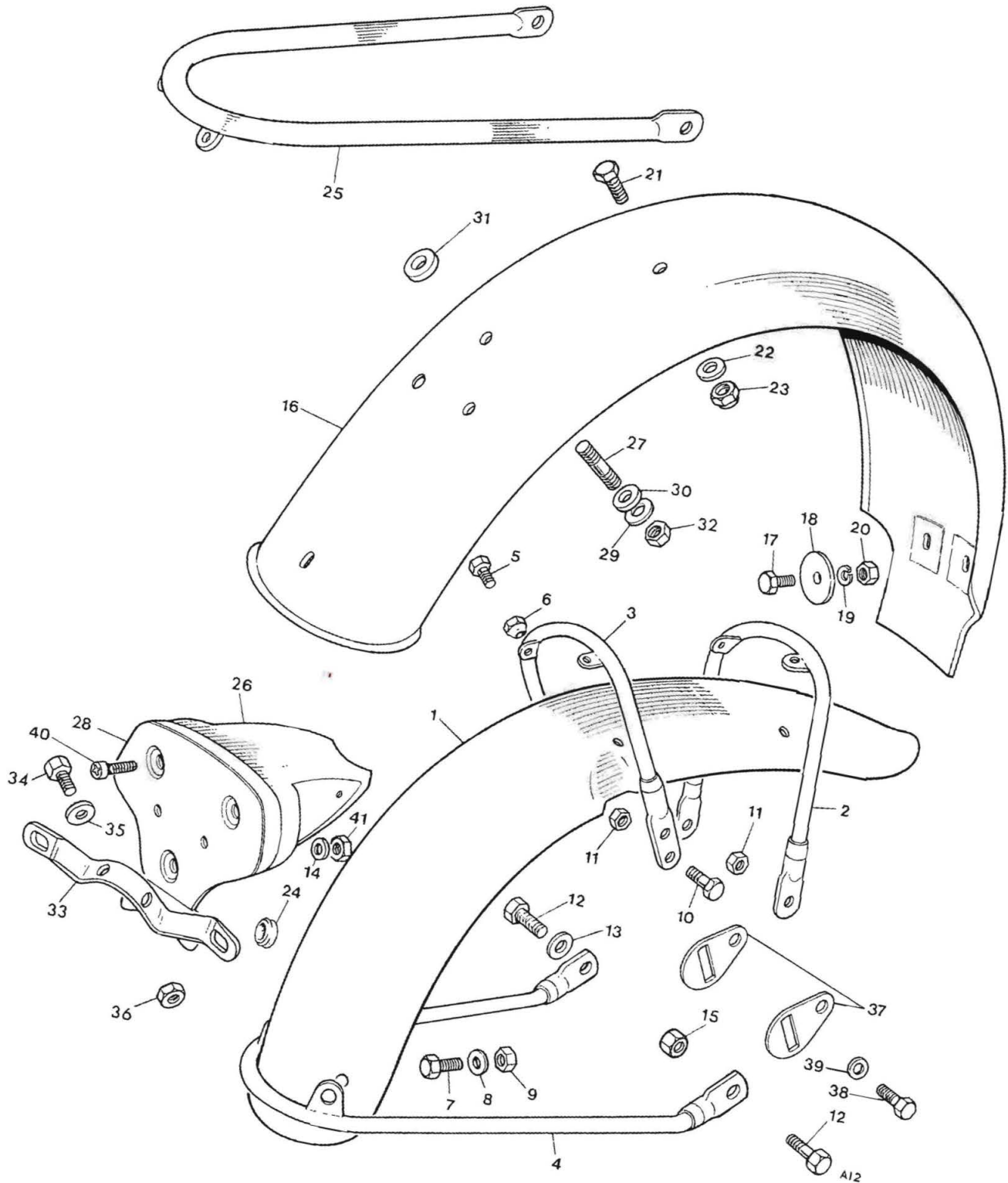


Fig. 12. FENDERS

| Ref. No. | Part No. | DESCRIPTION | QUANTITY |
|----------|----------|-------------|----------|
|----------|----------|-------------|----------|

### FENDERS

|    |         |                                  |   |
|----|---------|----------------------------------|---|
| 1  | H1674   | Front fender                     | 1 |
| 2  | H1681   | Front stay                       | 1 |
| 3  | H1683   | Bridge stay                      | 1 |
| 4  | H3683   | Bottom stay                      | 1 |
| 5  | F9019   | Bolt ( $\frac{1}{2}$ in. U.H.)   | 4 |
| 6  | F9068   | Nyloc nut                        | 4 |
| 7  | F9029   | Bolt                             | 2 |
| 8  | E8088   | Washer                           | 2 |
| 9  | W1691   | Nut                              | 2 |
| 10 | F9017   | Bolt ( $\frac{7}{8}$ in. U.H.)   | 2 |
| 11 | W1691   | Nut                              | 2 |
| 12 | 14-0114 | Bolt                             | 2 |
| 13 | S25-3   | Plain washer                     | 2 |
| 14 | GS299   | Washer                           | 1 |
| 15 | 14-0702 | Nut                              | 2 |
| 16 | F9506   | Rear fender                      | 1 |
| 17 | F9019   | Bolt ( $\frac{1}{2}$ in. U.H.)   | 2 |
| 18 | F9027   | Special washer                   | 2 |
| 19 | F9020   | Spring washer                    | 2 |
| 20 | F879    | Nut                              | 2 |
| 21 | F9023   | Bolt ( $\frac{11}{16}$ in. U.H.) | 2 |
| 22 | E8088   | Washer                           | 2 |
| 23 | E8137   | Nut                              | 2 |
| 24 | F9028   | Wiring grommet                   | 2 |
| 25 | F11335  | Rear fender support rail         | 1 |
| 26 | F8139   | Tail lamp support                | 1 |
| 27 | E2980   | Stud ( $\frac{15}{16}$ in. O.A.) | 1 |
| 28 | F9132   | Support plate                    | 1 |
| 29 | S25-1   | Washer                           | 1 |
| 30 | F9030   | Spacer                           | 1 |
| 31 | T3638   | Spacer                           | 1 |
| 32 | F9068   | Nut                              | 1 |
| 33 | F11529  | Rear number plate bracket        | 2 |
| 34 | F9019   | Bolt ( $\frac{1}{2}$ in. U.H.)   | 4 |
| 35 | S25-1   | Washer                           | 4 |
| 36 | E8071   | Nut                              | 4 |
| 37 | H1685   | Bracket                          | 2 |
| 38 | S1822   | Bolt                             | 2 |
| 39 | F4299   | Washer                           | 2 |
| 40 | F4715   | Screw                            | 3 |
| 41 | S5161   | Nut                              | 1 |

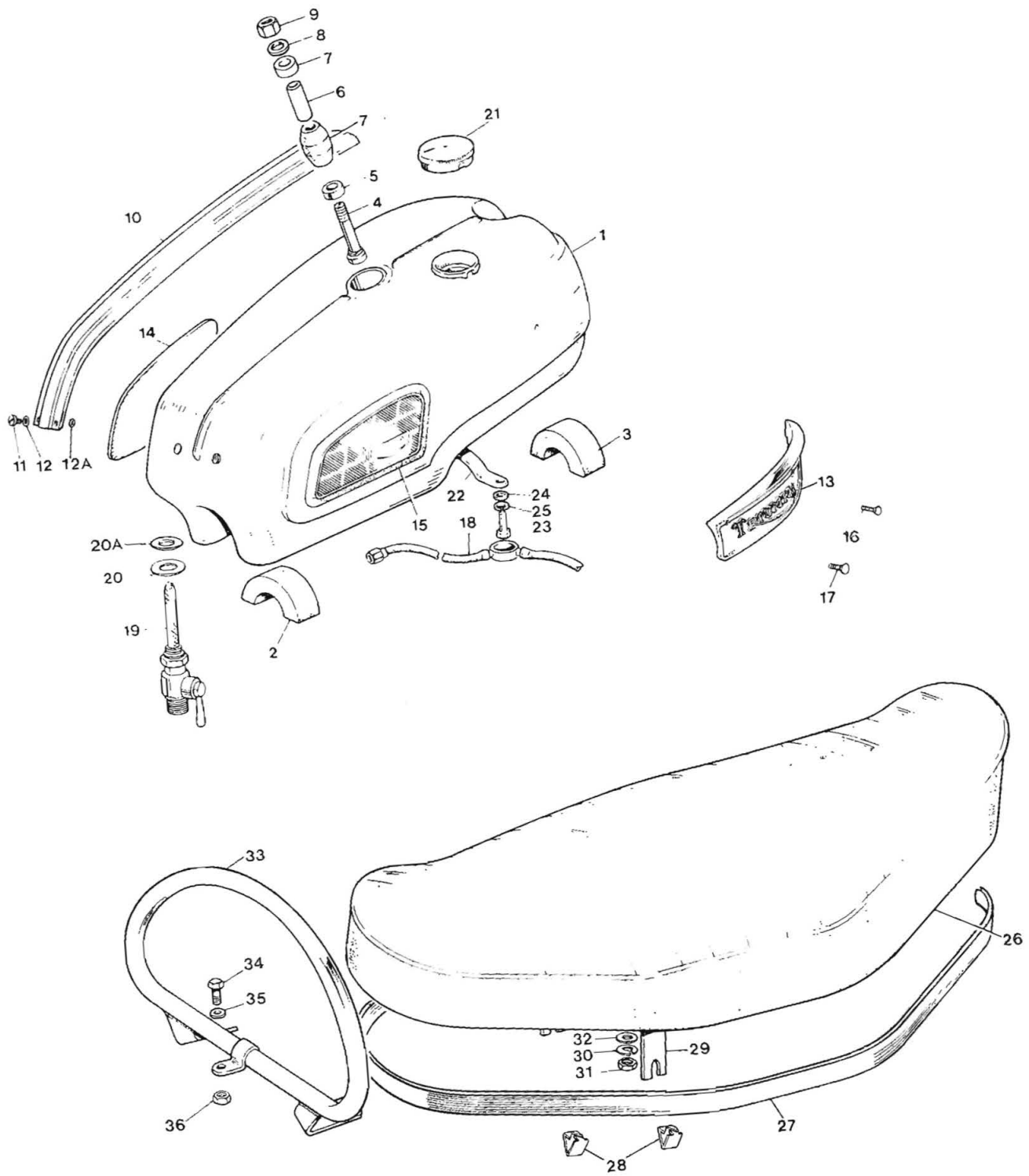


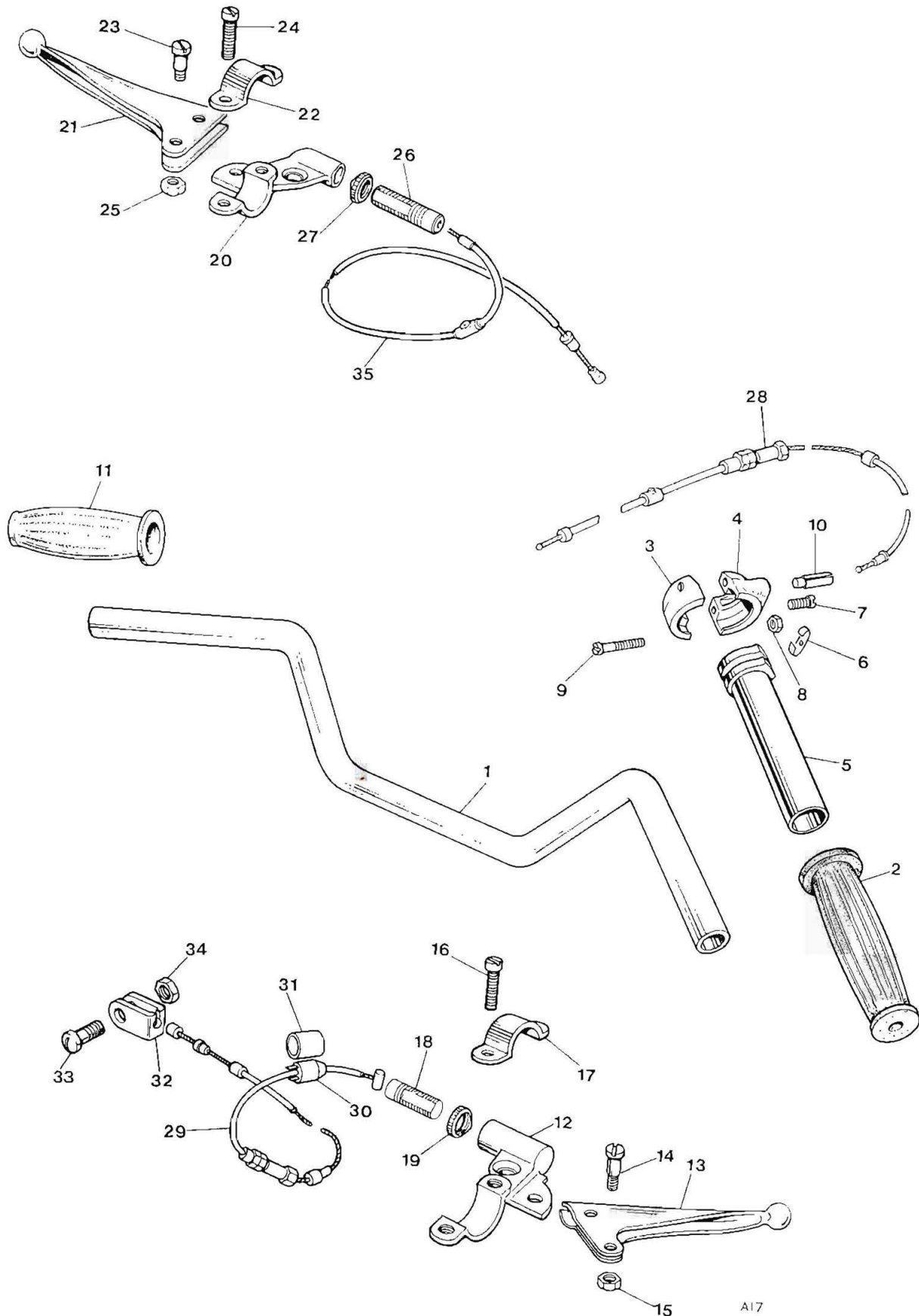
Fig. 13. GAS TANK AND TWIN SEAT



| Ref. No. | Part No. | DESCRIPTION | QUANTITY |
|----------|----------|-------------|----------|
|----------|----------|-------------|----------|

### GAS TANK AND TWIN SEAT

|     |        |                                  |             |
|-----|--------|----------------------------------|-------------|
| 1   | F9479  | Gas tank ... ..                  | 1           |
| 2   | F9690  | Mounting rubber—rear             | 1           |
| 3   | F9134  | Mounting rubber—front            | 1           |
| 4   | F10259 | Bolt ( $1\frac{7}{8}$ in. U.H.)  | 1           |
| 5   | F9063  | Distance tube ... ..             | 2           |
| 6   | F10250 | Distance tube ... ..             | 1           |
| 7   | F10260 | Mounting rubber                  | 1           |
| 8   | F9065  | Plain washer                     | 2           |
| 9   | E8196  | Nut                              | 1           |
| 10  | F9480  | Trim strip                       | 1           |
| 11  | F4715  | Screw ( $\frac{1}{32}$ in. U.H.) | 2           |
| 12  | H430   | Washer                           | 2           |
| 12A | H430   | Washer                           | 2           |
| 13  | F9700  | Styling unit T/S                 | 1           |
| 13  | F9701  | Styling unit D/S                 | 1           |
| 14  | F8192  | Knee grip D/S                    | 1           |
| 15  | F8193  | Knee grip T/S                    | 1           |
| 16  | F8946  | Styling unit screw—front         | 2           |
| 17  | F7888  | Styling unit screw—rear          | 2           |
| 18  | F9769  | Gas line ... ..                  | 1           |
| 19  | F4971  | Gas tap                          | 1           |
| 19  | F4972  | Gas tap—with reserve             | 1           |
| 20  | E7351  | Gas tap washer (Stat-o-seal)     | 2           |
| 20A | F10002 | Steel washer                     | 2           |
| 21  | F3220  | Filler cap                       | 1           |
| 22  | F9744  | Tie bar                          | 1           |
| 23  | S5662  | Bolt ( $\frac{5}{8}$ in. U.H.)   | 2           |
| 24  | E8088  | Spacer                           | 4           |
| 25  | W2320  | Spring washer                    | 2           |
| 26  | F9472  | Twin seat (cover F9504)          | 1           |
| 27  | F11527 | Trim strip                       | 1           |
| 28  | D697   | Sprags                           | As required |
| 29  | F9476  | Rear fixing bracket              | 1           |
| 30  | F9020  | Spring washer                    | 2           |
| 31  | E8101  | Nut                              | 2           |
| 32  | S602   | Plain washer                     | 2           |
| 33  | F11304 | Handrail                         | 1           |
| 34  | F9023  | Bolt ( $\frac{1}{16}$ in. U.H.)  | 2           |
| 35  | E8088  | Washer                           | 2           |
| 36  | W1691  | Nut                              | 2           |

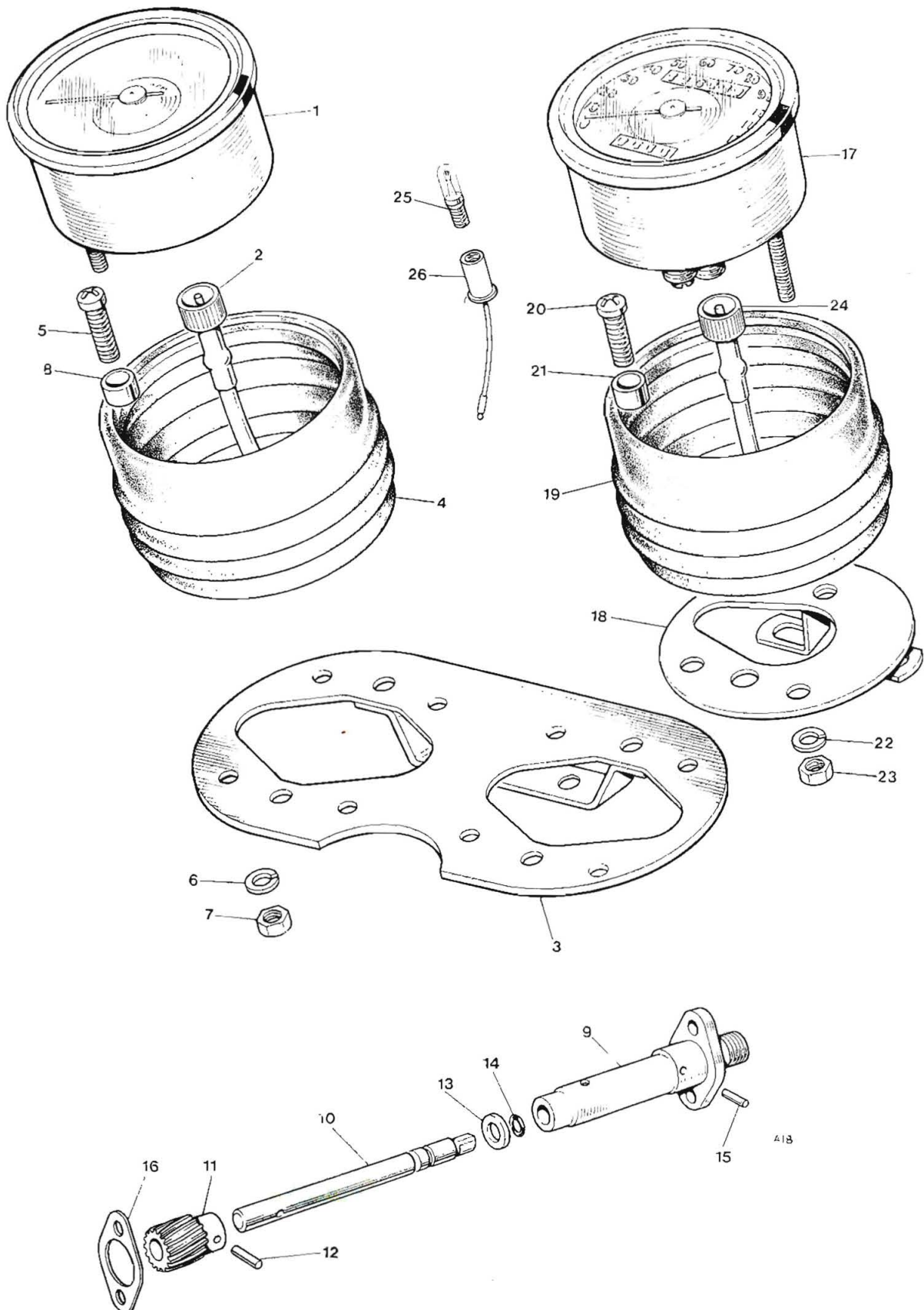


**Fig. 14. HANDLEBARS, CONTROL LEVERS AND CABLES**

| Ref. No. | Part No. | DESCRIPTION | QUANTITY |
|----------|----------|-------------|----------|
|----------|----------|-------------|----------|

### HANDLEBARS, CONTROL LEVERS AND CABLES

|    |         |  |     |     |     |     |   |
|----|---------|--|-----|-----|-----|-----|---|
| 1  | H2628   | Handlebar—Western type                 | ... | ... | ... | ... | 1 |
|    | 99-0248 | TWISTGRIP (16/364)                     | ... | ... | ... | ... | 1 |
| 2  | D958    | Handlebar grip                         | ... | ... | ... | ... | 1 |
| 3  | 99-0245 | Body top half (16/328)                 | ... | ... | ... | ... | 1 |
| 4  | 99-0246 | Body bottom half (16/329)              | ... | ... | ... | ... | 1 |
| 5  | 99-0244 | Rotor (16/091)                         | ... | ... | ... | ... | 1 |
| 6  | 99-0238 | Friction spring (16/008)               | ... | ... | ... | ... | 1 |
| 7  | 99-0239 | Friction spring screw (16/009)         | ... | ... | ... | ... | 1 |
| 8  | 99-0240 | Nut (16/010)                           | ... | ... | ... | ... | 1 |
| 9  | 99-0226 | Screw (11/014)                         | ... | ... | ... | ... | 2 |
| 10 | 99-0241 | Cable stop (16/011)                    | ... | ... | ... | ... | 1 |
| 11 | D959    | Dummy grip                             | ... | ... | ... | ... | 1 |
|    | D2243   | FRONT BRAKE LEVER (ball end) (19/1098) | ... | ... | ... | ... | 1 |
| 12 | 99-0267 | Lever bracket (19/003)                 | ... | ... | ... | ... | 1 |
| 13 | 99-0262 | Lever (12/754)                         | ... | ... | ... | ... | 1 |
| 14 | 99-0252 | Fulcrum pin (18/087)                   | ... | ... | ... | ... | 1 |
| 15 | 99-0250 | Fulcrum pin nut (18/053)               | ... | ... | ... | ... | 1 |
| 16 | 99-0226 | Clamp bolt (11/014)                    | ... | ... | ... | ... | 2 |
| 17 | 99-0230 | Control clip (12/595)                  | ... | ... | ... | ... | 1 |
| 18 | 99-1031 | Cable adjuster (18/1708)               | ... | ... | ... | ... | 1 |
| 19 | 99-1059 | Cable adjuster locknut (18/1709)       | ... | ... | ... | ... | 1 |
|    | D2242   | CLUTCH LEVER (ball end) (18/952)       | ... | ... | ... | ... | 1 |
| 20 | 99-1126 | Bracket (19/002)                       | ... | ... | ... | ... | 1 |
| 21 | 99-0261 | Lever (18/752)                         | ... | ... | ... | ... | 1 |
| 22 | 99-0230 | Control clip (12/595)                  | ... | ... | ... | ... | 1 |
| 23 | 99-0252 | Fulcrum pin (18/087)                   | ... | ... | ... | ... | 1 |
| 24 | 99-0226 | Clamp bolt (11/014)                    | ... | ... | ... | ... | 2 |
| 25 | 99-0250 | Fulcrum pin nut (18/053)               | ... | ... | ... | ... | 1 |
| 26 | 99-1031 | Cable adjuster (18/1708)               | ... | ... | ... | ... | 1 |
| 27 | 99-1059 | Cable adjuster locknut (18/1709)       | ... | ... | ... | ... | 1 |
| 28 | D962    | THROTTLE CABLE                         | ... | ... | ... | ... | 1 |
| 29 | D2034   | FRONT BRAKE CABLE                      | ... | ... | ... | ... | 1 |
| 30 | D2085   | Front stop switch                      | ... | ... | ... | ... | 1 |
| 31 | D2086   | Rubber cover                           | ... | ... | ... | ... | 1 |
| 32 | D963    | Cable toggle end                       | ... | ... | ... | ... | 1 |
| 33 | D964    | Toggle end screw                       | ... | ... | ... | ... | 1 |
| 34 | D965    | Toggle end nut                         | ... | ... | ... | ... | 1 |
| 35 | D2083   | CLUTCH CABLE                           | ... | ... | ... | ... | 1 |

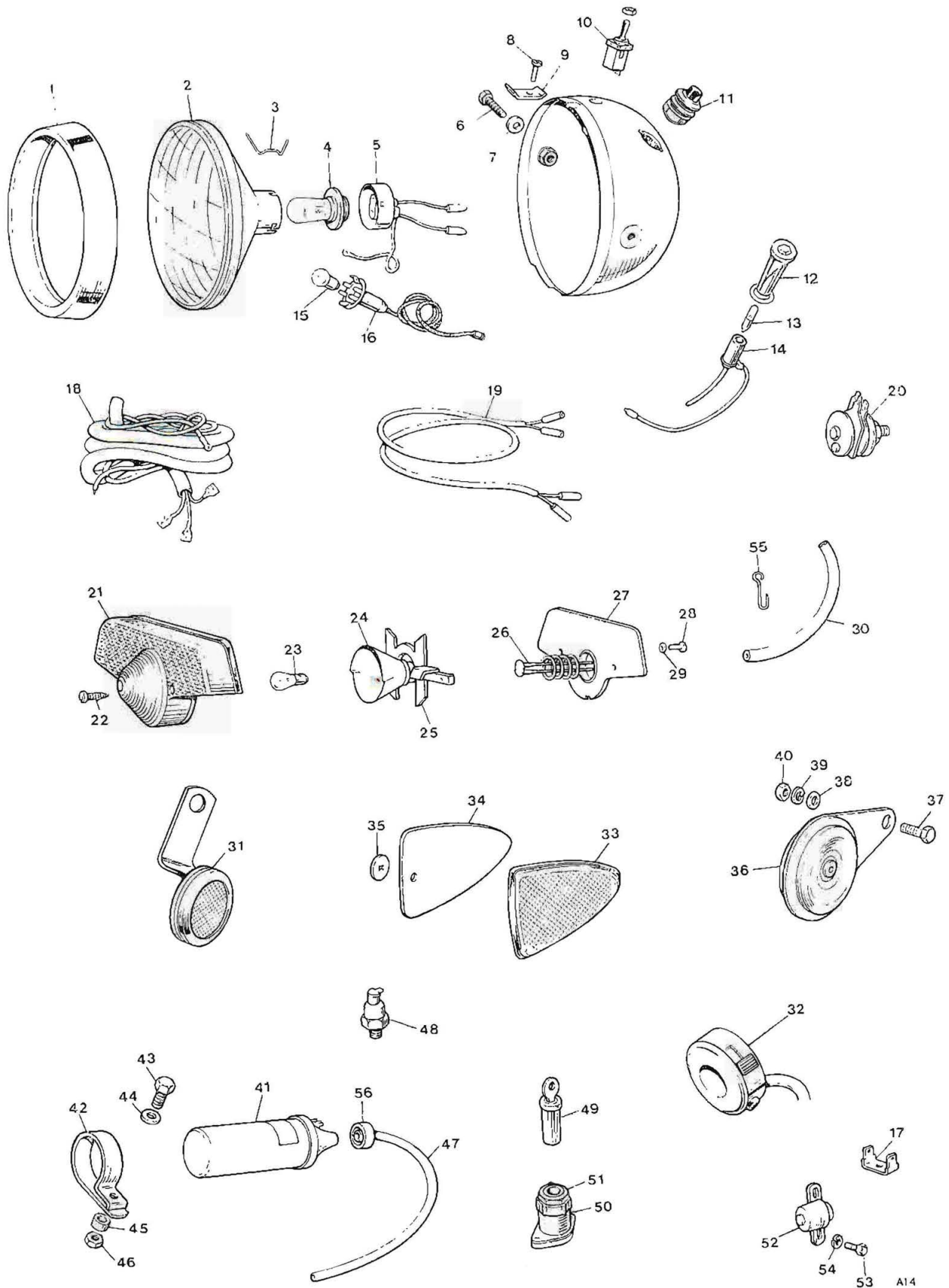


**Fig. 15. SPEEDOMETER AND TACHOMETER**



| Ref. No.                          | Part No. | DESCRIPTION                                | QUANTITY |
|-----------------------------------|----------|--|----------|
| <b>SPEEDOMETER AND TACHOMETER</b> |          |  |          |
| 1                                 | D1949    | Tachometer (R.S.M. 3003/01) ... ..         | 1        |
| 2                                 | D2123    | Cable ... ..                               | 1        |
| 3                                 | H3689    | Mounting plate ... ..                      | 1        |
| 4                                 | F10281   | Mounting rubber ... ..                     | 1        |
| 5                                 | F9171    | Screw ... ..                               | 4        |
| 6                                 | F9172    | Washer ... ..                              | 4        |
| 7                                 | F9173    | Nut ... ..                                 | 4        |
| 8                                 | F9174    | Bush ... ..                                | 4        |
| —                                 | E9428    | TACHOMETER GEARBOX COMPLETE ... ..         | 1        |
| 9                                 | E9517    | Drive body ... ..                          | 1        |
| 10                                | E9381    | Drive shaft ... ..                         | 1        |
| 11                                | E9382    | Drive gear ... ..                          | 1        |
| 12                                | E9429    | Retaining pin—drive gear ... ..            | 1        |
| 13                                | E9383    | Thrust washer ... ..                       | 1        |
| 14                                | E9430    | "O" ring ... ..                            | 1        |
| 15                                | E9431    | Locating pin ... ..                        | 1        |
| 16                                | E9432    | Joint washer ... ..                        | 1        |
| 17                                | D2296    | SPEEDOMETER 125 MPH (SSM 500/03) ... ..    | 1        |
| 18                                | F8283    | Speedometer mounting plate assembly ... .. | 1        |
| 19                                | F10281   | Speedometer mounting cup ... ..            | 1        |
| 20                                | F9171    | Screw ... ..                               | 4        |
| 21                                | F9174    | Bush ... ..                                | 4        |
| 22                                | F9172    | Spring washer ... ..                       | 4        |
| 23                                | F9173    | Nut ... ..                                 | 4        |
| 24                                | D692     | Cable ... ..                               | 1        |
| 25                                | 643      | Bulb ... ..                                | 2        |
| 26                                | 99-0695  | Bulb holder (554710) ... ..                | 2        |

} Optional



**Fig. 16. ELECTRICAL EQUIPMENT**

| Ref. No.                    | Part No.       | DESCRIPTION                             | QUANTITY  |
|-----------------------------|----------------|---|-----------|
| <b>ELECTRICAL EQUIPMENT</b> |                |   |           |
|                             | D2261          | HEADLAMP ASSEMBLY (54052910) ...        | 1         |
| 1                           | 99-0691        | Rim (534343) ...                        | 1         |
| 2                           | 99-1041        | Light unit (54524526) ...               | 1         |
| 3                           | 99-0683        | Fixing wire (504665) ...                | 6         |
| 4                           | 99-1042        | Bulb (40/27W pre-focus) (464) ...       | 1         |
| 5                           | 99-1003        | Adaptor c/w leads (54520540) ...        | 1         |
| 6                           | 99-1004        | Bolt (112201) ...                       | 2         |
| 7                           | H1932          | Spacer ...                              | 2         |
| 8                           | 144921         | Screw ...                               | Ref. only |
| 9                           | 55408          | Plate ...                               | Ref. only |
| 10                          | 99-0563        | Lighting switch (35710) ...             | 1         |
| 11                          | 99-0556        | Dip switch (31620) ...                  | 1         |
| 12                          | 99-0568        | Warning light (Red) ...                 | 1         |
| 13                          | 99-0537        | Bulb (2W BA75) (281) ...                | 2         |
| 14                          | 99-0803        | Warning bulbholder (54945043) ...       | Ref. only |
| 15                          | 99-0548        | Pilot bulb (989) ...                    | 1         |
| 16                          | 99-0695        | Pilot bulbholder (554710) ...           | 1         |
| 17                          | 54190108       | Double Lucar blade ...                  | Ref. only |
| 18                          | 99-1053        | Harness (54955718) ...                  | 1         |
| 19                          | Reference only | Stop-tail lead ...                      | 1         |
| 20                          | 99-0589        | Rectifier c/w securing nut ...          | 1         |
|                             | 99-0597        | STOP AND TAIL LAMP ASSEMBLY (53973) ... | 1         |
| 21                          | 99-0781        | Lens (54572932) ...                     | 1         |
| 22                          | 99-0698        | Screw (572289) ...                      | 2         |
| 23                          | 99-0542        | Bulb (6/21W offset pin) (380) ...       | 1         |
| 24                          | 54574348       | Bulbholder with reflector ...           | Ref. only |
| 25                          | 54578213       | Bracket ...                             | Ref. only |
| 26                          | 573828         | Contact assembly ...                    | Ref. only |
| 27                          | 99-0780        | Gasket (54571677) ...                   | 1         |
| 28                          | F4715          | Screw ...                               | 2         |
| 29                          | GS299          | Washer ...                              | 2         |
| 30                          | F8307          | Stop and tail lamp lead tube ...        | 1         |
| 31                          | F8972          | Front reflector c/w bracket ...         | 2         |
| 32                          | F8318          | Ducon horn push (WIPAC 16714) ...       | 2         |
| 33                          | F8273          | Rear reflector ...                      | 2         |
| 34                          | F8140          | Rubber washer ...                       | 2         |
| 35                          | F8195          | Push-Fix ...                            | 4         |
| 36                          | D992           | Horn ...                                | 1         |
| 37                          | F5535          | Bolt ...                                | 1         |
| 38                          | E8191          | Washer ...                              | 1         |
| 39                          | E8084          | Spring washer ...                       | 1         |
| 40                          | E8194          | Nut ...                                 | 1         |
| 41                          | D2240          | Coil (45221) ...                        | 1         |
| 42                          | F11603         | Coil support clip ...                   | 1         |
| 43                          | 14-0204        | Bolt (1 $\frac{5}{8}$ in. U.H.) ...     | 1         |
| 44                          | S602           | Washer ...                              | 1         |
| 45                          | F11578         | Distance piece ...                      | 1         |

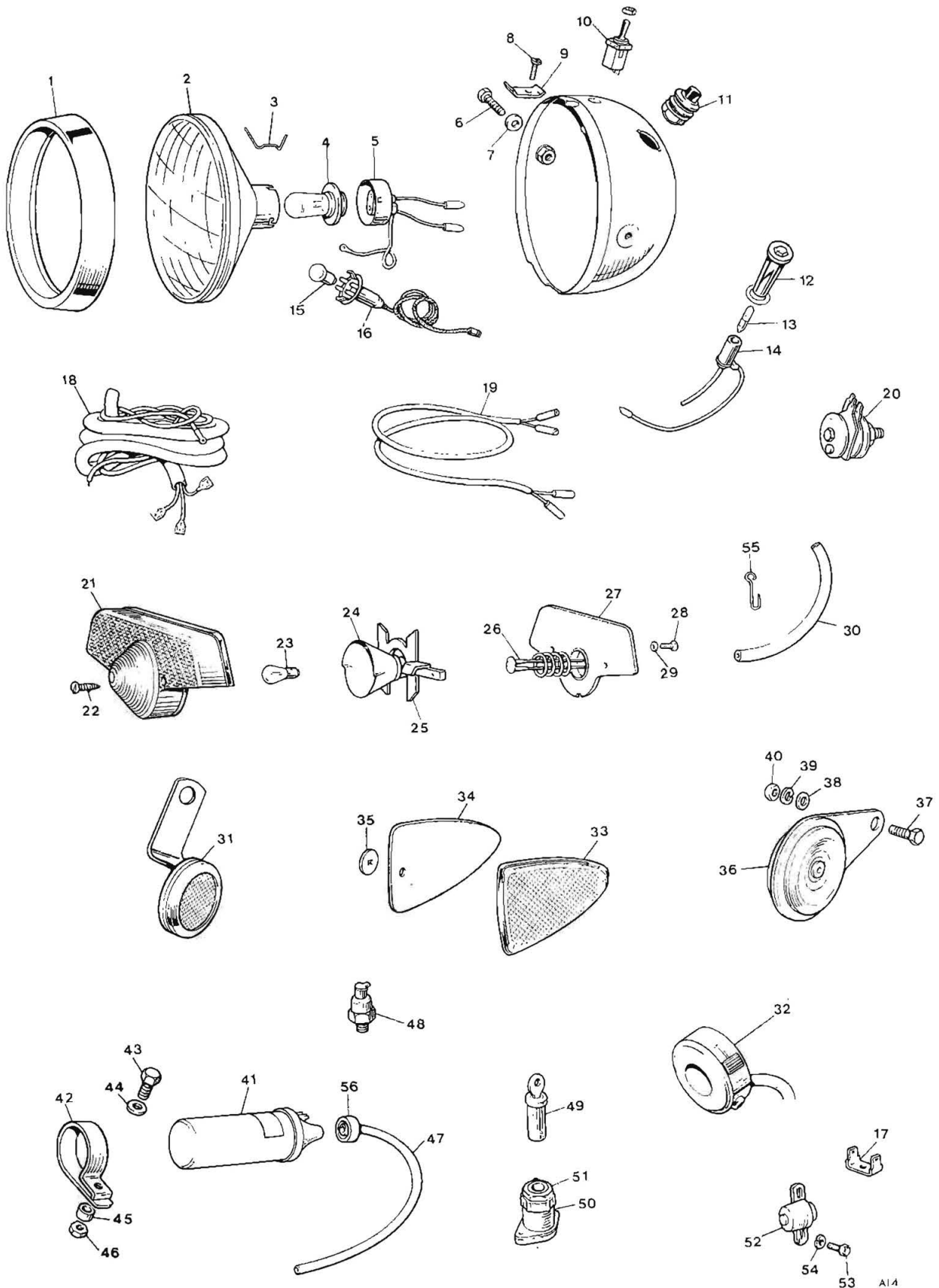
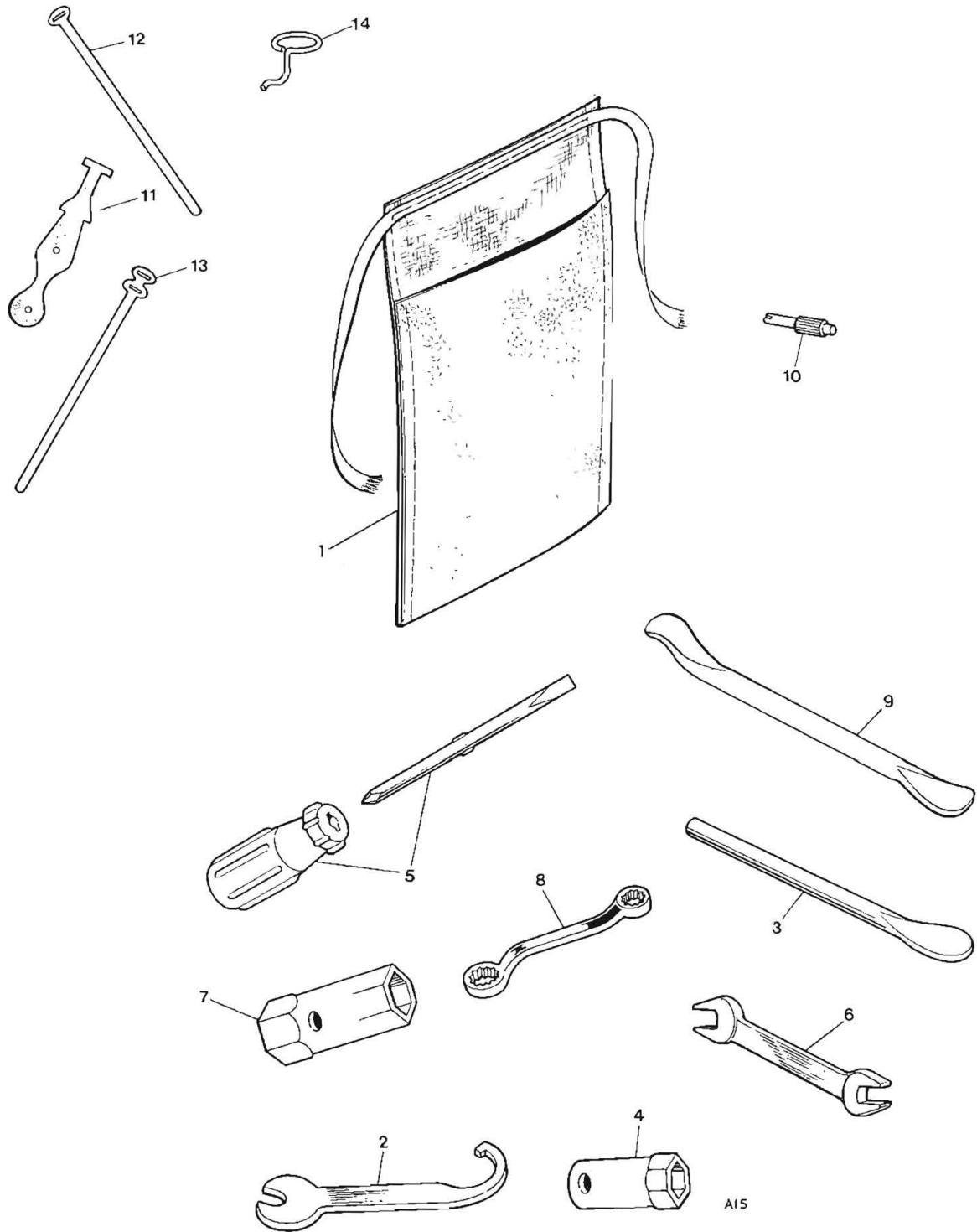


Fig. 16. ELECTRICAL EQUIPMENT



**ELECTRICAL EQUIPMENT** *continued*

|    |                |                                |     |     |     |     |     |     |     |   |
|----|----------------|--------------------------------|-----|-----|-----|-----|-----|-----|-----|---|
| 46 | 14-0801        | Nut                            | ... | ... | ... | ... | ... | ... | ... | 1 |
| 47 | Reference only | H.T. lead                      | ... | ... | ... | ... | ... | ... | ... | 1 |
| 48 | 99-0590        | Zener diode (49345)            | ... | ... | ... | ... | ... | ... | ... | 1 |
| 49 | D1000          | Ignition lock C/W keys         | ... | ... | ... | ... | ... | ... | ... | 1 |
| 50 | 99-0558        | Ignition switch (31899)        | ... | ... | ... | ... | ... | ... | ... | 1 |
| 51 | 99-1000        | IGNITION SWITCH NUT (54130041) | ... | ... | ... | ... | ... | ... | ... | 1 |
| 52 | D990           | Rear stop switch (34815)       | ... | ... | ... | ... | ... | ... | ... | 1 |
| 53 | F9191          | Bolt                           | ... | ... | ... | ... | ... | ... | ... | 2 |
| 54 | F8979          | Spring washer                  | ... | ... | ... | ... | ... | ... | ... | 2 |
| 55 | E9122          | Cable slip (stop switch)       | ... | ... | ... | ... | ... | ... | ... | 1 |
| 56 | D999           | H.T. lead grommet              | ... | ... | ... | ... | ... | ... | ... | 1 |

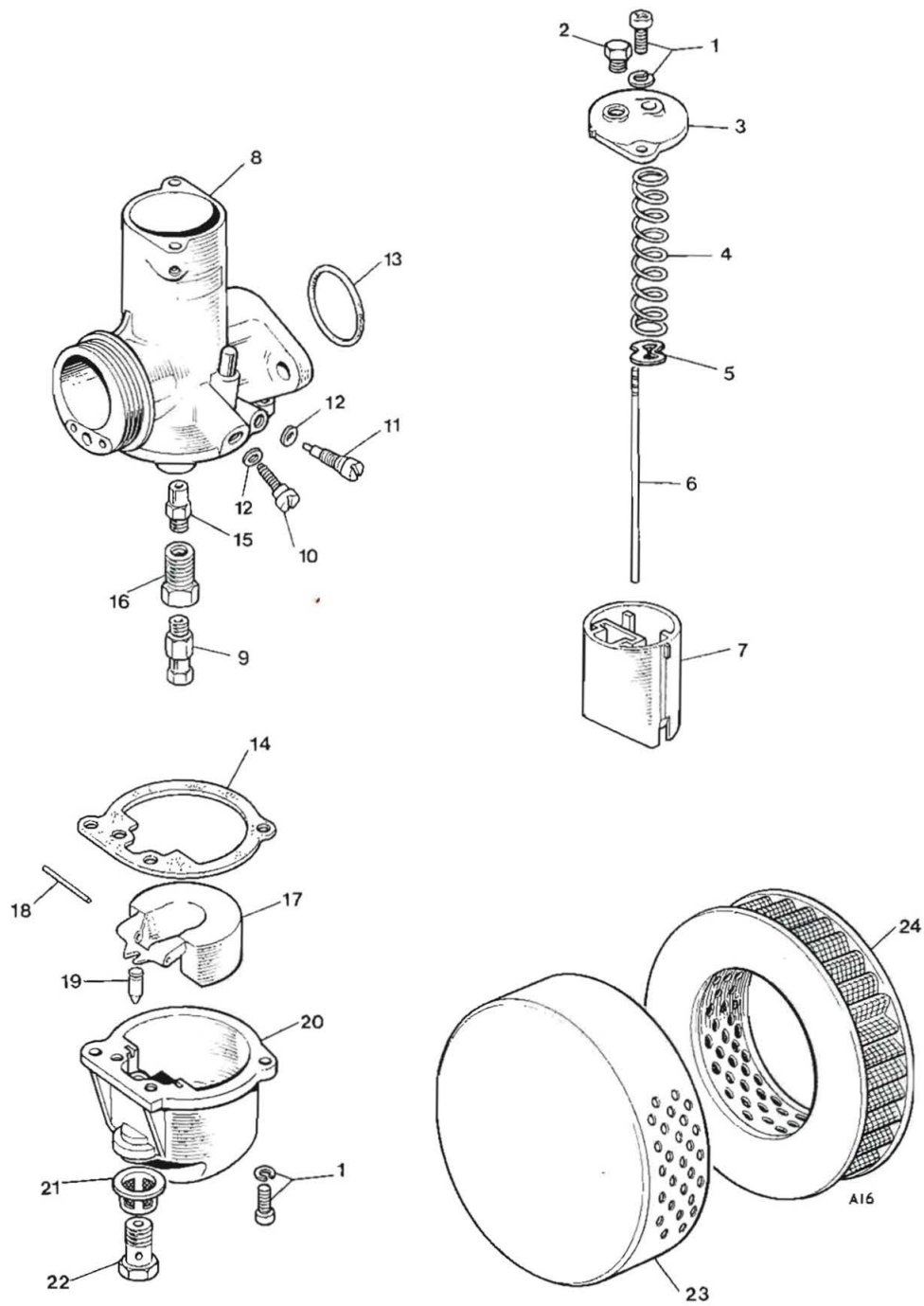


**Fig. 17. TOOL KIT**

| Ref. No. | Part No. | DESCRIPTION | QUANTITY |
|----------|----------|-------------|----------|
|----------|----------|-------------|----------|

### TOOL KIT

|    |       |                                   |     |     |     |   |
|----|-------|-----------------------------------|-----|-----|-----|---|
|    | D2113 | TOOLROLL COMPLETE WITH TOOLS      | ... | ... | ... | 1 |
| 1  | D291  | Toolroll                          | ... | ... | ... | 1 |
| 2  | D968  | Suspension unit spanner           | ... | ... | ... | 1 |
| 3  | D801  | Combined tyre lever and tommy bar | ... | ... | ... | 1 |
| 4  | D87   | Plug spanner                      | ... | ... | ... | 1 |
| 5  | D767  | Screwdriver set                   | ... | ... | ... | 1 |
| 6  | D2084 | Spanner                           | ... | ... | ... | 1 |
| 7  | D971  | Box spanner                       | ... | ... | ... | 1 |
| 8  | D972  | Ring spanner                      | ... | ... | ... | 1 |
| 9  | NA14A | Tyre lever                        | ... | ... | ... | 1 |
| 10 | D974  | Tyre valve key                    | ... | ... | ... | 1 |
| 11 | D978  | Cable clip—rubber                 | ... | ... | ... | 5 |
| 12 | XA69  | Cable clip                        | ... | ... | ... | 3 |
| 13 | D1029 | Cable clip                        | ... | ... | ... | 5 |
| 14 | H2654 | Cable clip—wire                   | ... | ... | ... | 1 |



**Fig. 18. CARBURETOR**



| Ref. No.          | Part No.       | DESCRIPTION                   | QUANTITY |
|-------------------|----------------|-------------------------------|----------|
| <b>CARBURETOR</b> |                |                               |          |
|                   | D2022          | CARBURETOR COMPLETE (R928/4)  | 1        |
| 1                 | 99-0521        | Screw and washer (622/086)    | 4        |
| 2                 | 99-0221        | Plug screw (41137A)           | 1        |
| 3                 | 99-0531        | Top cap (928/097)             | 1        |
| 4                 | 99-0507        | Throttle spring (622/061)     | 1        |
| 5                 | 99-0510        | Circlip (622/067)             | 1        |
| 6                 | 99-0529        | Needle (928/063)              | 1        |
| 7                 | 99-0527        | Throttle valve (3) (928/060)  | 1        |
| 8                 | Reference only | Body                          | 1        |
| 9                 | 99-0444        | Main jet (160 c.c.) (376/100) | 1        |
| 10                | 99-0516        | Throttle stop screw (622/077) | 1        |
| 11                | 99-0515        | Pilot air screw (622/076)     | 1        |
| 12                | 99-0520        | "O" ring (622/082)            | 2        |
| 13                | 99-0522        | "O" ring (622/101)            | 1        |
| 14                | 99-0514        | Gasket (622/073)              | 1        |
| 15                | 99-0518        | Needle jet (622/079)          | 1        |
| 16                | 99-0519        | Jet holder (622/080)          | 1        |
| 17                | 99-0512        | Float (622/069)               | 1        |
| 18                | 99-0513        | Float spindle (622/071)       | 1        |
| 19                | 99-0511        | Float needle (622/068)        | 1        |
| 20                | 99-0506        | Float chamber (622/050)       | 1        |
| 21                | 99-0438        | Filter (376/093)              | 1        |
| 22                | 99-0517        | Banjo bolt (622/078)          | 1        |
| 23                | D1053          | AIR CLEANER COMPLETE          | 1        |
| 24                | F9194          | Air cleaner element           | 1        |