



# Replacement parts list 1972

## 500 cm<sup>3</sup> models

Publication Ref.  
00-5732



---

## **Replacement parts list**

### **500cm<sup>3</sup> models**

---

**B50T Victor 500 Trail**

**B50SS Gold Star 500 Street Scrambler**

**B50SS Gold Star 500 Street Scrambler**

**(Home and General Export)**

**B50MX Victor 500 Moto-Cross**

Commencing	JG.00101	B50T
Engine and	JG.00101	B50SS
Frame numbers	JG.00101	B50MX

**This parts list also covers 1971 models and supersedes publication 00-5721**

Issued by  
**B.S.A. Motor Cycles Limited**  
Spares Department,  
Montgomery Street,  
Birmingham B11 1DZ.  
Telephone: 021 - 772 0559/0537  
Telegrams: "Selmoto" Birmingham

**B.S.A. Motor Cycles Limited**  
Registered Office and Works:  
Armoury Road, Birmingham B11 2PX.  
Telephone: 021 - 772 2381. Telex: 33315  
Telegrams and Cables:  
"Selmoto" Birmingham

1972 Publication  
Ref. 00-5732

Printed in England  
by B.S.A. Press



## **BRAKES (LOCKHEED)**

AUTOMOTIVE PRODUCTS CO. LIMITED. P.O. BOX 14, SOUTHAM ROAD, BANBURY,  
OXFORDSHIRE.

## **CARBURETTERS**

AMAL LIMITED, HOLDFORD ROAD, WITTON, BIRMINGHAM 6.

## **CHAINS**

RENOLDS CHAINS LIMITED, WYTHENSHAW, MANCHESTER.

## **ELECTRICAL EQUIPMENT**

J. LUCAS LIMITED, GREAT HAMPTON STREET, BIRMINGHAM 18.

## **REAR SUSPENSION UNITS**

GIRLING LIMITED, BIRMINGHAM ROAD, WEST BROMWICH, STAFFORDSHIRE.

## **SPARKING PLUGS**

CHAMPION SPARKING PLUG CO. LIMITED, FELTHAM, MIDDLESEX.

## **SPEEDOMETERS**

SMITH'S INDUSTRIES LIMITED. MOTOR ACCESSORY DIVISION, 50 OXGATE LANE,  
LONDON N.W.2.

## **TYRES**

DUNLOP COMPANY LIMITED, FORT DUNLOP, BIRMINGHAM 24.



## ASSEMBLIES COMPLETE

Spares No.	Description
00-7009	LOCTITE PLASTIC GASKET (10 bottle trade pack).
00-7007	B.S.A. LOCTITE (10 tube trade pack)
00-3174	GASKET SET — DECARBONISING.
00-3316	GASKET SET — FULL OVERHAUL.
71-1863	ENGINE UNIT, LESS CARBURETTER AND EXHAUST SYSTEM (Trail).
71-2237	ENGINE UNIT, LESS CARBURETTER AND EXHAUST SYSTEM (Moto-Cross).
71-2234	ENGINE UNIT, LESS CARBURETTER AND EXHAUST SYSTEM (Street Scrambler).
71-1870	CRANKCASE COMPLETE WITH FIXED FITTINGS.
71-3001	OIL PUMP COMPLETE.
71-1675	FLYWHEEL AND CONNECTING ROD ASSEMBLY.
71-2586	CONNECTING ROD AND BIG-END ASSEMBLY.
57-4302	CLUTCH ASSEMBLY COMPLETE.
83-3996	FRAME COMPLETE (Trail and Street Scrambler).
83-2984	FRAME COMPLETE (Moto-Cross).
97-4335	FRONT FORK COMPLETE (Trail and Street Scrambler).
97-4336	FRONT FORK COMPLETE (Moto-Cross).
37-3791	FRONT WHEEL LESS BRAKE (Trail and Moto-Cross) 6" brake.
37-3735	FRONT WHEEL LESS BRAKE (Street Scrambler) 8" brake.
37-3792	FRONT WHEEL WITH BRAKE (Trail and Moto-Cross) 6" brake.
37-3793	FRONT HUB WITH SPINDLE AND BEARINGS (Trail and Moto-Cross) 6" brake.
37-3848	FRONT HUB WITH SPINDLE AND BEARINGS (Street Scrambler) 8" brake.
37-3958	REAR WHEEL LESS BRAKE (Trail).
37-3959	REAR WHEEL LESS BRAKE (Moto-Cross).
37-3957	REAR WHEEL LESS BRAKE (Street Scrambler).
37-3780	REAR WHEEL WITH BRAKE (Trail).
37-3960	REAR WHEEL WITH BRAKE (Moto-Cross).
37-3991	REAR WHEEL WITH BRAKE (Street Scrambler).
37-3908	REAR HUB WITH SPINDLE AND BEARING (Moto-Cross).
37-3907	REAR HUB WITH SPINDLE AND BEARINGS (Trail and Street Scrambler).
00-5220	TACHOMETER KIT.
19-2429	CARBURETTER COMPLETE (Moto-Cross).
19-2430	CARBURETTER COMPLETE (Trail and Street Scrambler).

## PISTON CHART

### PISTON COMPLETE

Model	Compression Ratio	Standard	$+\frac{1}{2}$ mm.	1 mm.
T SS H MX	10 : 1	71-2745	71-2749	71-2751

### PISTON RINGS (STANDARD)

Model	COMPRESSION (2) Taper	SCRAPER Upper Segment	SCRAPER Lower Segment
T SS H MX	71-2152	71-2155	71-2167

### PISTON RINGS ( $+\frac{1}{2}$ mm.)

Model	COMPRESSION (2) Taper	SCRAPER Upper Segment	SCRAPER Lower Segment
T SS H MX	71-2153	71-2156	71-2168

### PISTON RINGS (+1 mm.)

Model	COMPRESSION (2) Taper	SCRAPER Upper Segment	SCRAPER Lower Segment
T SS H MX	71-2154	71-2157	71-2169

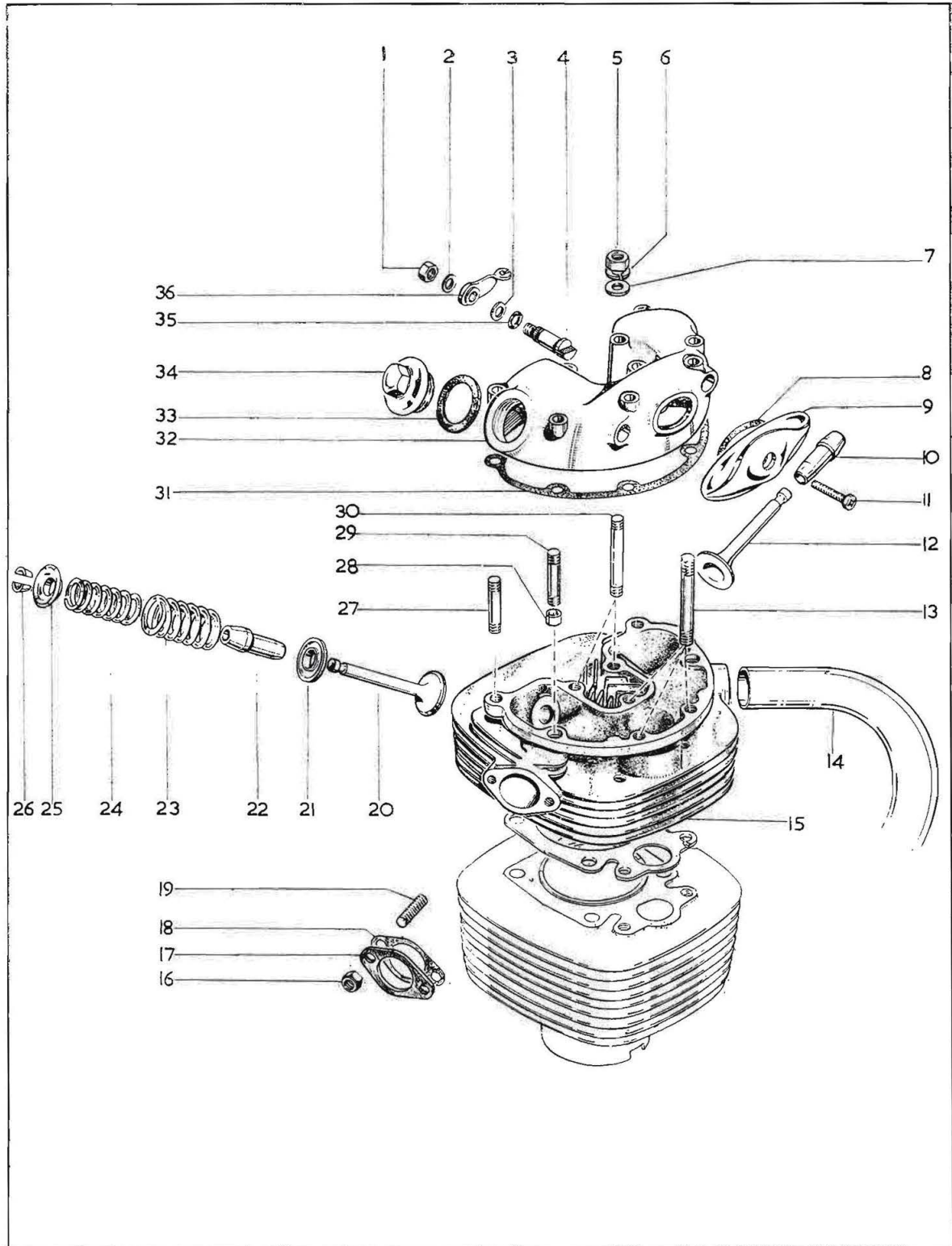
## CARBURETTER

Model	Spares No.	Makers No.	Main Jet	Throttle Slide	Needle Jet	Needle Position
T SS H	19-2430	R930/62	200	3½	·106	1
MX	19-2429	R932/18	250	3	·106	2

# INDEX

		<i>Page</i>
	ASSEMBLIES COMPLETE .. .. .	5
Plate 1	CYLINDER HEAD — EXHAUST PIPE .. .. .	8 - 9
Plate 2	CYLINDER — CRANKSHAFT .. .. .	10 - 11
Plate 3	CRANKCASE .. .. .	12 - 15
Plate 4	OIL PUMP — SUMP — GEARBOX SPROCKET .. .. .	16 - 17
Plate 5	GEAR CLUSTER .. .. .	18 - 91
Plate 6	GEARCHANGE MECHANISM .. .. .	20 - 21
Plate 7	KICKSTART — GEARCHANGE .. .. .	22 - 25
Plate 8	CLUTCH — PRIMARY COVER .. .. .	26 - 27
Plate 9	FRAME — BATTERY CARRIER — TOOL TRAY — ENGINE SHIELD ..	28 - 31
Plate 10	SWINGING ARM — REAR SUSPENSION — CHAINGUARD .. .. .	32 - 33
Plate 11	REAR BRAKE CONTROL — FOOTREST — SILENCER .. .. .	34 - 37
Plate 12	AIR FILTER — SIDECOVERS — OIL PIPES .. .. .	38 - 39
Plate 13	FRONT FORKS .. .. .	40 - 43
Plate 14	FRONT WHEEL (6" Brake) .. .. .	44 - 45
Plate 15	FRONT WHEEL (8" Brake) .. .. .	46 - 47
Plate 16	REAR WHEEL — CHAIN GUIDE .. .. .	48 - 51
Plate 17	MUDGUARDS — HANDRAIL .. .. .	52 - 55
Plate 18	FUEL TANK — TWINSEAT — CONTROLS .. .. .	56 - 61
Plate 19	ELECTRICAL EQUIPMENT .. .. .	62 - 69
Plate 20	CARBURETTER .. .. .	70 - 71
Plate 21	TOOLS — ACCESSORIES .. .. .	72 - 73

Plate 1

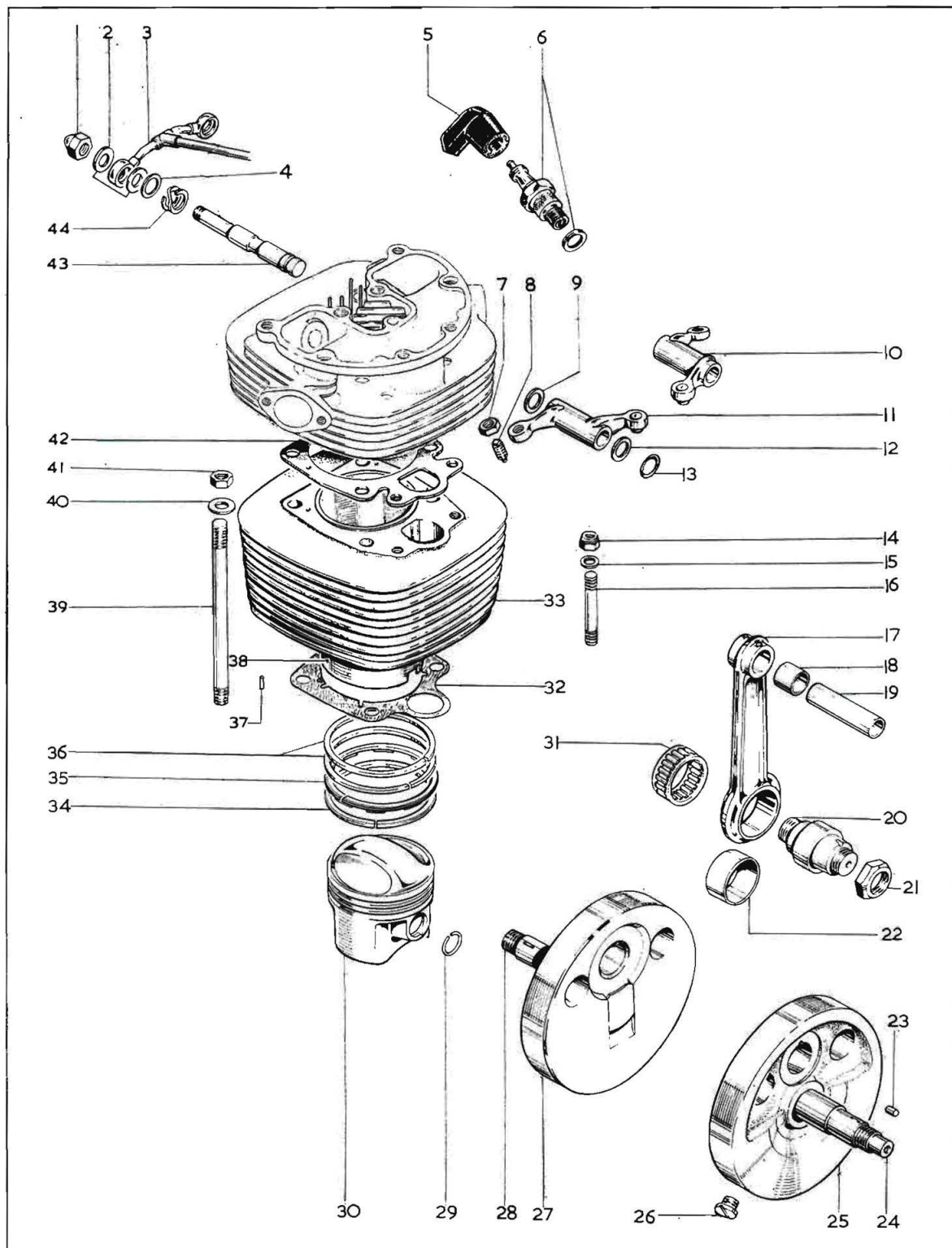




**Plate 1**
**CYLINDER HEAD — EXHAUST PIPE**

Model	Key No.	Spares No.	Description	Per Set
T SS H	1	02-0443	Nut — valve lifter ( $\frac{1}{4}$ " B.S.C.)	1
T SS H	2	02-0525	Washer — valve lifter, inner ( $\cdot 255$ " $\times$ $\cdot 500$ " $\times$ $\cdot 048$ " )	1
T SS H	3	15-5155	Washer — valve lifter, outer ( $\cdot 328$ " $\times$ $\cdot 505$ " $\times$ $\cdot 048$ " )	1
T SS H	4	40-0417	Spindle — exhaust valve lifter	1
T SS H MX	5	14-0302	Nut — rocker box ( $\frac{5}{16}$ " UN.F.)	7
T SS H MX	5	14-0402	Nut — rocker box, beneath head steady bracket	2
T SS H MX	6	60-2428	Spring washer — rocker box nut	9
T SS H MX	7	60-2330	Washer — rocker box nut ( $\cdot 333$ " $\times$ $\cdot 625$ " $\times$ $\cdot 040$ " )	9
T SS H MX	8	71-1429	Gasket — rocker inspection cover	1
T SS H MX	9	40-0208	Cover — push rod inspection	1
T SS H MX	10	71-1627	Valve guide — exhaust	1
T SS H MX	11	40-0309	Screw — push rod inspection cover (2B.A. $\times$ $1\frac{3}{8}$ " )	1
T SS H MX	12	71-1736	Exhaust valve	1
T SS H MX	13	21-2135	Stud — cylinder head ( $\frac{5}{16}$ " UN.C./UN.F. $\times$ $3\frac{1}{16}$ " )	3
T SS	14	71-2177	Exhaust pipe complete	1
H	14	71-3148	Exhaust pipe complete (low level)	1
MX	14	71-2899	Exhaust pipe complete	1
T SS H MX	15	71-1732	Cylinder head with fixed fittings	1
T SS H MX	16	14-1302	Nut — carburetter fixing ( $\frac{5}{16}$ " UN.F.)	2
MX	17	71-2592	"Tufnol" washer — carburetter joint	1
T SS H	17	70-7821	"Tufnol" washer — carburetter joint	1
T SS H	18	71-1421	Gasket — carburetter joint	1
MX	18	71-2593	Gasket — carburetter joint	1
T SS H	19	14-1619	Carburetter stud ( $\frac{5}{16}$ " UN.C./UN.F. $\times$ $1\frac{1}{4}$ " )	2
T SS H MX	20	71-1735	Inlet valve	1
T SS H MX	21	68-0931	Cup — valve spring, bottom	2
T SS H MX	22	71-1626	Valve guide — inlet	1
T SS H MX	23	65-2494	Valve spring — outer	2
T SS H MX	24	65-2495	Valve spring — inner	2
T SS H MX	25	71-1165	Collar — valve spring, top	2
T SS H MX	26	71-1166	Collet — valve spring	4
T SS H MX	27	21-2133	Stud — cylinder head ( $\frac{5}{16}$ " UN.F./UN.C. $\times$ $2\frac{9}{16}$ " )	2
T SS H MX	28	71-1989	Dowel — cylinder head	2
T SS H MX	29	21-2134	Stud — cylinder head ( $\frac{5}{16}$ " UN.C./UN.F. $\times$ $2\frac{13}{16}$ " )	2
T SS H MX	30	21-2092	Stud — rocker box ( $\frac{5}{16}$ " UN.C./UN.F. $\times$ $3\frac{1}{4}$ " )	2
T SS H MX	31	71-1623	Gasket — rocker box	1
T SS H MX	32	71-1638	Rocker box	1
T SS H MX	33	40-0969	Washer — valve inspection cap	2
T SS H MX	34	40-0968	Cap — valve inspection	2
T SS H	35	68-0289	"O" ring — valve lifter spindle	1
T SS H	36	71-2938	Lever — exhaust valve lifter	1

Plate 2



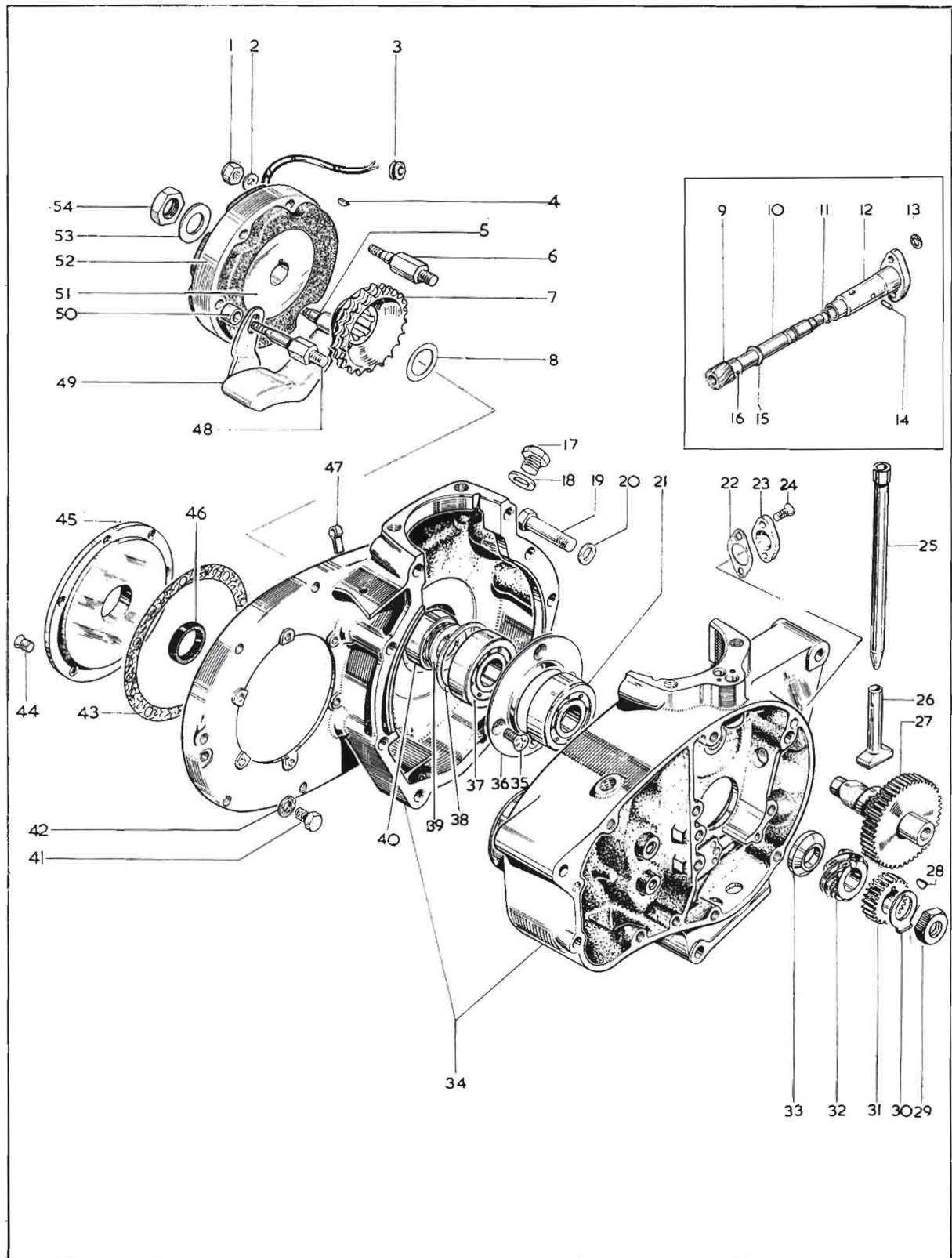
# Plate 2

## CYLINDER — CRANKSHAFT

Model	Key No.	Spares No.	Description	Per Set
T SS H MX	1	40-0162	Nut — rocker spindle (domed $\frac{3}{8}$ " B.S.C.) .. .. .	2
T SS H MX	2	40-0159	Copper washer — oil feed union .. .. .	2
T SS H MX	3	41-0807	Rocker oil feed pipe .. .. .	1
T SS H MX	4	40-0159	Copper washer — oil feed union .. .. .	2
T SS H MX	5	19-7641	Spark plug cover — Champion WC200 .. .. .	1
T SS H	6	19-7616	Spark plug — Champion N4 .. .. .	1
MX	6	19-7606	Spark plug — Champion N3 .. .. .	1
T SS H MX	7	24-0563	Nut — rocker adjusting screw ( $\frac{5}{16}$ " B.S.C.) .. .. .	2
T SS H MX	8	68-0155	Screw — rocker adjusting ( $\frac{5}{16}$ " B.S.C.) .. .. .	2
T SS H MX	9	40-0157	Thrust washer — rocker spindle .. .. .	2
T SS H MX	10	40-0296	Rocker complete — exhaust .. .. .	1
T SS H MX	11	40-0292	Rocker complete — inlet .. .. .	1
T SS H MX	12	40-0158	Thrust washer — rocker spindle .. .. .	2
T SS H MX	13	40-0148	"O" ring — rocker spindle .. .. .	2
T SS H MX	14	14-0302	Nut — cylinder barrel stud ( $\frac{5}{16}$ " UN.F.) .. .. .	2
T SS H MX	15	76-0012	Washer — cylinder barrel stud ( $\cdot 328" \times \cdot 563" \times \cdot 093"$ ) .. .. .	2
T SS H MX	16	21-2034	Stud — cylinder barrel ( $\frac{5}{16}$ " UN.C./UN.F. $\times 3\frac{1}{8}"$ ) .. .. .	2
T SS H MX	17	71-1635	Connecting rod complete .. .. .	1
T SS H MX	18	66-0492	Bush — connecting rod small-end .. .. .	1
T SS H MX	19	71-2747	Gudgeon pin .. .. .	1
T SS H MX	20	71-1616	Crankpin .. .. .	1
T SS H MX	21	41-0588	Nut — crankpin .. .. .	2
T SS H MX	22	71-1199	Bush — connecting rod big-end .. .. .	1
T SS H MX	23	41-0551	Peg — crankpin location .. .. .	1
T SS H MX	24	71-1681	Engine shaft — right .. .. .	1
T SS H MX	25	71-1677	Flywheel complete — right .. .. .	1
T SS H MX	26	71-1678	Flywheel plug .. .. .	1
T SS H MX	27	71-1676	Flywheel complete — left .. .. .	1
T SS H MX	28	71-1632	Engine shaft — left .. .. .	2
T SS H MX	29	71-2970	Circlip — gudgeon pin locating .. .. .	2
T SS H MX	30	71-2745*	Piston complete (standard) .. .. .	1
T SS H MX	31	70-7850	Needle roller — big-end bearing .. .. .	1
T SS H MX	32	71-1624	Gasket — cylinder liner .. .. .	1
T SS H MX	33	71-1219	Cylinder barrel complete .. .. .	1
T SS H MX	34	71-2167*	Piston ring — scraper, lower segment (standard) .. .. .	1
T SS H MX	35	71-2155*	Piston ring — scraper, upper segment (standard) .. .. .	1
T SS H MX	36	71-2152*	Piston ring — taper (standard) .. .. .	2
T SS H M	37	71-2549	Peg — cylinder liner .. .. .	1
T SS H M	38	71-1218	Liner — cylinder barrel .. .. .	1
T SS H MX	39	21-2033	Stud — cylinder head and barrel fixing .. .. .	4
T SS H MX	40	41-0639	Washer — cylinder barrel ( $\cdot 440" \times \cdot 781" \times \cdot 128"$ ) .. .. .	4
T SS H MX	41	14-0304	Nut — cylinder barrel ( $\frac{7}{16}$ " UN.F.) .. .. .	4
T SS H MX	42	71-1625	Gasket — cylinder head .. .. .	1
T SS H MX	43	40-0294	Rocker spindle — inlet and exhaust .. .. .	2
T SS H MX	44	40-0156	Spring washer — rocker spindle .. .. .	2
T SS H MX		71-1675	Flywheel and connecting rod assembly .. .. .	1
T SS H MX		71-2586	Connecting rod and crankpin assembly .. .. .	1

\*See page 6 for piston details







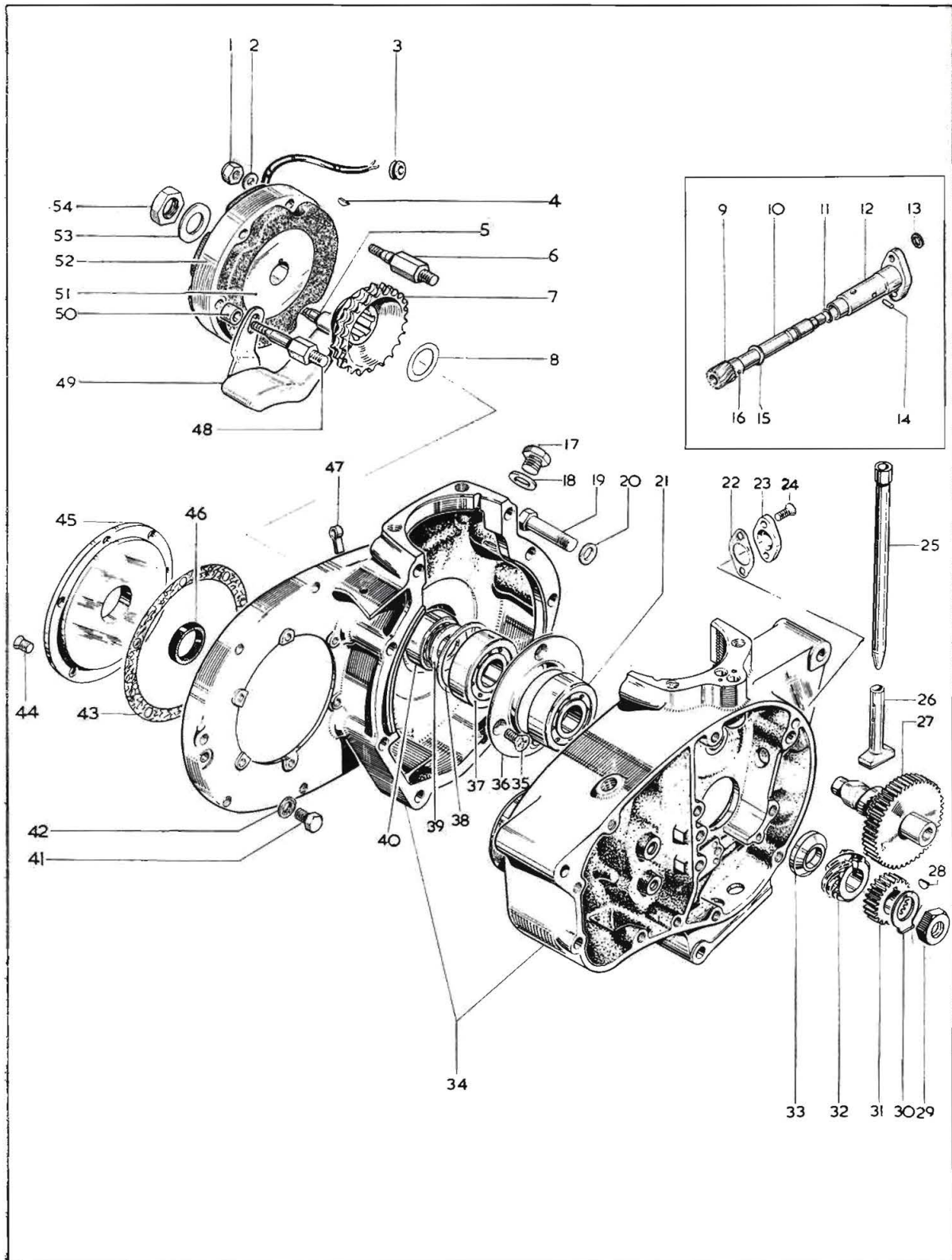
## CRANKCASE

Model	Key No.	Spares No.	Description	Per Set
T SS H MX	1	14-1901	Nut — stator fixing ( $\frac{1}{4}$ " UN.F.) .. .. .	3
T SS H MX	2	02-0525	Washer — stator fixing ( $\cdot 255" \times \cdot 500" \times \cdot 048"$ ) .. .. .	3
T SS H MX	3	40-0705	Grommet — alternator lead .. .. .	1
T SS H MX	4	41-0673	Key — alternator rotor .. .. .	1
T SS H MX	5	21-1896	Stud — stator fixing, bottom .. .. .	1
T SS H MX	6	21-1895	Stud — stator fixing, front .. .. .	1
T SS H MX	7	71-1634	Engine sprocket — 28 teeth .. .. .	1
T SS H MX	8	71-1630	Shim ( $\cdot 015"$ ) — engine sprocket .. .. .	as reqd.
T SS H MX	8	71-1629	Shim ( $\cdot 030"$ ) — engine sprocket .. .. .	as reqd.
T SS H MX		71-5231*	Tachometer drive assembly complete .. .. .	1
T SS H MX	9	70-9382	Gear — tachometer drive shaft .. .. .	1
T SS H MX	10	71-3233	Tachometer drive shaft .. .. .	1
T SS H MX	11	70-9430	"O" ring — drive shaft .. .. .	1
T SS H MX	12	71-3232	Housing — tachometer drive shaft .. .. .	1
T SS H MX	13	24-0036	Sealing washer — drive shaft .. .. .	1
T SS H MX	14	70-9431	Pin — drive shaft locating .. .. .	1
T SS H MX	15	70-9383	Thrust washer — drive shaft .. .. .	1
T SS H MX	16	70-9429	Pin — drive gear retaining .. .. .	1
T SS H MX	17	21-1872	Plug — timing aperture .. .. .	1
T SS H MX	18	70-8896	Washer — timing aperture plug .. .. .	1
T SS H MX	19	14-6219	Bolt — crankcase ( $\frac{5}{16}$ " UN.C. $\times 1\frac{1}{2}"$ ) .. .. .	3
T SS H MX	20	02-0923	Washer — crankcase bolt ( $\cdot 317" \times \cdot 625" \times \cdot 064"$ ) .. .. .	3
T SS H MX	21	24-0724	Bearing — roller, right (Hoffmann R325L) .. .. .	1
T SS H MX	22	71-1422	Gasket — tachometer drive .. .. .	1
T SS H MX	23	70-9384	Plate — tachometer drive cover .. .. .	1
T SS H MX	24	40-0242†	Screw — tachometer drive (2B.A. $\times 27/64"$ countersunk) .. .. .	2
T SS H MX	25	71-1620	Push rod — inlet and exhaust .. .. .	2
T SS H MX	26	71-2513	Tappet — inlet and exhaust .. .. .	2
T SS H	27	71-1680	Camshaft complete .. .. .	1
MX	27	71-2567	Camshaft complete .. .. .	1
T SS H MX	28	41-0560	Key — crankshaft pinion .. .. .	1
T SS H MX	29	21-2039	Nut — crankshaft, right ( $\frac{5}{8}"$ UN.F.) .. .. .	1
T SS H MX	30	40-0455	Lockwasher — crankshaft nut .. .. .	1
T SS H MX	31	41-0569	Pinion — crankshaft .. .. .	1
T SS H MX	32	41-0567	Oil pump drive — crankshaft .. .. .	1
T SS H MX	33	41-0565	Distance piece — oil pump drive .. .. .	1

\*See page 5 for tachometer kit complete.

†Special material: 25—EN8R.

Plate 3—continued

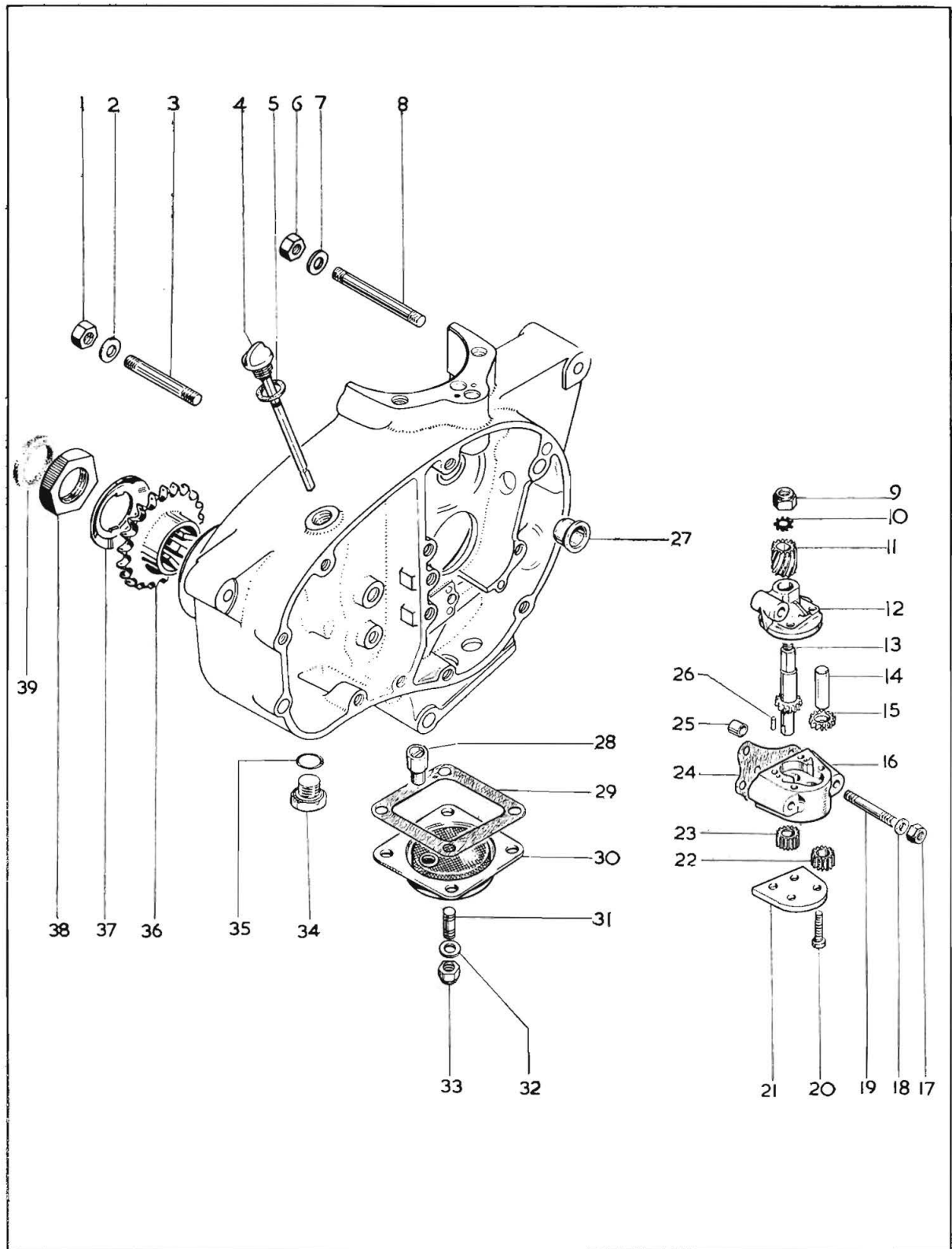


## CRANKCASE

Model	Key No.	Spares No.	Description	Per Set
T SS H MX	34	71-1870	Crankcase complete with fixed fittings .. .. .	1
T SS H MX	35	14-6502	Screw — bearing retaining ring ( $\frac{1}{4}$ " UN.C. $\times$ $\frac{1}{2}$ ") .. .. .	4
T SS H MX	36	71-2649	Retaining ring — left, crankcase bearing .. .. .	1
T SS H MX	37	24-0724	Bearing — roller, left, inner (Hoffmann R325L) .. .. .	1
T SS H MX	38	71-2650	Distance piece — left, crankcase bearings, outer races .. .. .	1
T SS H MX	39	71-1631	Distance piece — left, crankcase bearings, inner races .. .. .	1
T SS H MX	40	65-5883	Bearing — ball, left, outer (Hoffmann LS9) .. .. .	1
T SS H MX	41	14-6102	Bolt — chain oiler blanking ( $\frac{1}{4}$ " UN.C. $\times$ $\frac{5}{8}$ ") .. .. .	1
T SS H MX	42	66-7518	Fibre washer — chain oiler blanking .. .. .	1
T SS H MX	43	71-1419	Gasket — primary chaincase backplate .. .. .	1
T SS H MX	44	40-0246	Screw — primary chaincase backplate (2B.A. $\times$ $\frac{5}{16}$ ") .. .. .	6
T SS H MX	45	70-3789	Backplate — primary chaincase .. .. .	1
T SS H MX	46	40-0243	Oil seal — primary chaincase backplate .. .. .	1
MX	47	40-9190	Clip — alternator lead .. .. .	1
T SS H MX	48	21-1894	Stud — stator fixing, rear .. .. .	1
T SS H MX	49	41-0143	Primary chain tensioner .. .. .	1
T SS H	50	41-0146	Distance piece — chain tensioner .. .. .	1
MX	50	71-2923	Distance piece — chain tensioner .. .. .	1
T SS H MX	51	19-8019	Alternator rotor (Lucas 54213901) .. .. .	1
T SS H	52	19-1262	Alternator stator (Lucas 47205) .. .. .	1
MX	52	19-1259	Alternator stator (Lucas 47226) .. .. .	1
T SS H MX	53	71-1731	Lockwasher — rotor fixing .. .. .	1
T SS H MX	54	21-2066	Nut — rotor fixing ( $\frac{5}{8}$ " UN.F.) .. .. .	1
		60-3921**	Bolt — Tachometer drive fixing .. .. .	2
		60-2426**	Spring Washer — Tachometer drive fixing bolt .. .. .	2

\*\*Not illustrated

Plate 4

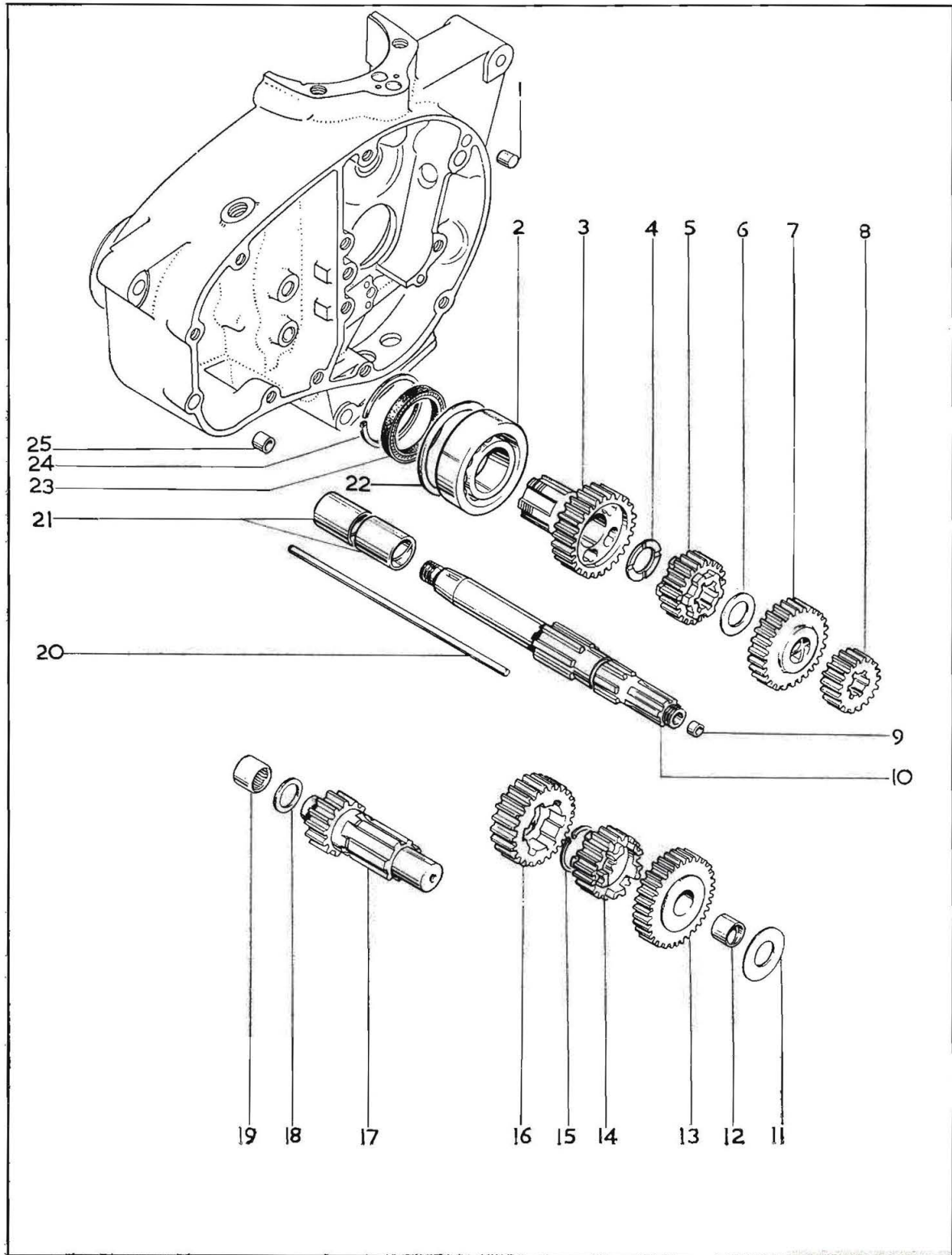




**Plate 4**
**OIL PUMP — SUMP — GEARBOX SPROCKET**

Model	Key No.	Spares No.	Description	Per Set
T SS H MX	1	14-0302	Nut — crankcase stud ( $\frac{5}{16}$ " UN.F.) .. .. .	2
T SS H MX	2	02-0923	Washer — crankcase stud ( $\cdot 317" \times \cdot 625" \times \cdot 064"$ ) .. .. .	2
T SS H MX	3	21-1890	Stud — crankcase, rear ( $\frac{5}{16}$ " UN.F./UN.C. $\times 2\frac{11}{16}"$ ) .. .. .	2
T SS H MX	4	40-1033	Gearbox dipstick .. .. .	1
T SS H MX	5	57-0948	Washer — gearbox dipstick .. .. .	1
T SS H MX	6	14-0302	Nut — crankcase stud ( $\frac{5}{16}$ " UN.F.) .. .. .	2
T SS H MX	7	02-0923	Washer — crankcase stud ( $\cdot 317" \times \cdot 625" \times \cdot 064"$ ) .. .. .	2
T SS H MX	8	21-2042	Stud — crankcase, top .. .. .	2
T SS H MX	9	14-1301	Nut — oil pump drive gear fixing .. .. .	1
T SS H MX	10	29-0541	Washer — oil pump drive gear fixing .. .. .	1
T SS H MX	11	41-0603	Driving gear — oil pump .. .. .	1
T SS H MX	12	71-2119	Spindle housing — oil pump .. .. .	1
T SS H MX	13	71-2123	Driving spindle — oil pump .. .. .	1
T SS H MX	14	71-1147	Spindle — oil pump driven gears .. .. .	1
T SS H MX	15	71-2121	Gear — oil pump feed, driven .. .. .	1
T SS H MX	16	71-3001	Oil pump complete .. .. .	1
T SS H MX	17	14-1901	Nut — oil pump fixing ( $\frac{1}{4}$ " UN.F.) .. .. .	3
T SS H MX	18	68-0938	Washer — oil pump fixing ( $\cdot 266" \times \cdot 625" \times \cdot 056"$ ) .. .. .	3
T SS H MX	19	21-0597	Stud — oil pump fixing ( $\frac{1}{4}$ " UN.F./UN.C. $\times 2\frac{1}{8}"$ ) .. .. .	2
T SS H MX	19	14-1606	Stud — oil pump fixing ( $\frac{1}{4}$ " UN.F./UN.C. $\times 1\frac{3}{4}"$ ) .. .. .	1
T SS H MX	20	41-0609	Screw — oil pump cover plate ( $\frac{3}{16}$ " B.S.C. $\times 1\frac{5}{16}"$ ) .. .. .	4
T SS H MX	21	67-1391	Cover plate — oil pump .. .. .	1
T SS H MX	22	71-2124	Scavenge gear — oil pump, driven .. .. .	1
T SS H MX	23	71-2122	Scavenge gear — oil pump, driving .. .. .	1
T SS H MX	24	71-2115	Gasket — oil pump .. .. .	1
T SS H MX	25	41-0706	Dowel — oil pump locating .. .. .	2
T SS H MX	26	71-1148	Dowel — oil pump body locating .. .. .	2
T SS H MX	27	70-8315	Bush — camshaft, at crankcase .. .. .	1
T SS H MX	28	71-2771	Scavenge valve complete .. .. .	1
T SS H MX	29	71-1424	Gasket — scavenge cover .. .. .	1
T SS H MX	30	71-2933	Sump filter .. .. .	1
T SS H MX	31	14-1401	Stud — scavenge cover fixing ( $\frac{1}{4}$ " UN.F./UN.C. $\times 1"$ ) .. .. .	4
T SS H MX	32	02-0525	Washer — scavenge cover fixing ( $\cdot 255" \times \cdot 500" \times \cdot 048"$ ) .. .. .	4
T SS H MX	33	14-1901	Nut — scavenge cover fixing ( $\frac{1}{4}$ " UN.F.) .. .. .	4
T SS H MX	34	21-2111	Drain plug — gearbox .. .. .	1
T SS H MX	35	60-3530	"O" ring — drain plug .. .. .	1
T	36	41-3094	Gearbox sprocket — 15 teeth .. .. .	1
SS H	36	41-3092	Gearbox sprocket — 17 teeth .. .. .	1
MX	36	57-4306	Gearbox sprocket — 14 teeth .. .. .	1
T SS H MX	37	40-3121	Lockwasher — gearbox sprocket .. .. .	1
T SS H MX	38	40-3051	Nut — gearbox sprocket ( $1\frac{3}{16}" \times 20$ t.p.i., w.f.) .. .. .	1
T SS H MX	39	90-6074	Felt washer — gearbox sprocket .. .. .	1

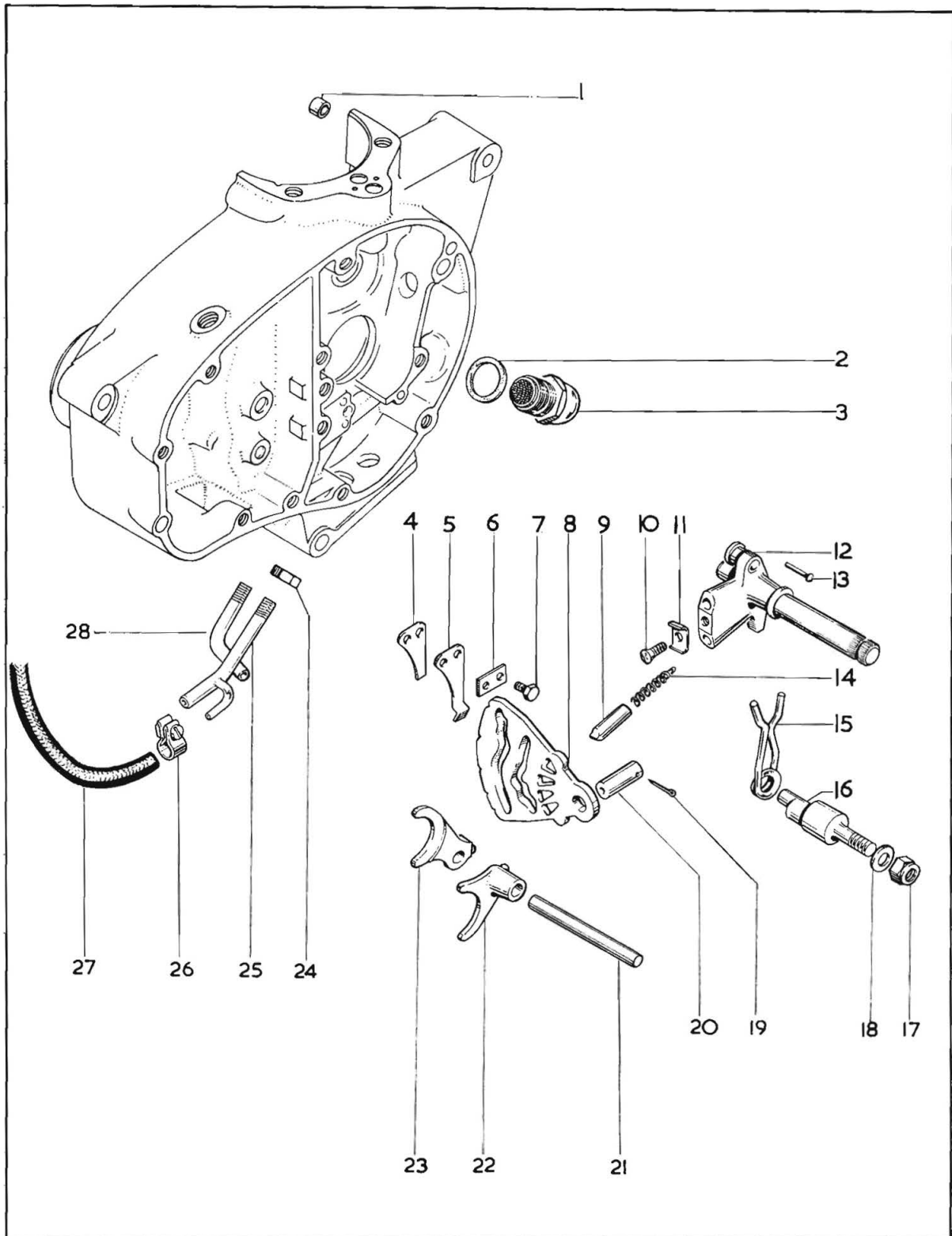
Plate 5



## GEAR CLUSTER

Model	Key No.	Spares No.	Description	Per Set
T SS H MX	1	40-0394	Dowel — inner cover locating, front .. .. .	2
T SS H MX	2	29-3857	Bearing — Hoffmann 130 .. .. .	1
T SS H MX	2	29-3857	Bearing — gearbox mainshaft, left (Hoffmann 130) .. .. .	1
T SS H MX	3	57-3872	Gear — mainshaft top (22 teeth) .. .. .	1
T SS H MX	4	40-3020	Thrust washer (.093—.094") .. .. .	as reqd.
T SS H MX	4	40-3126	Thrust washer (.098—.099") .. .. .	as reqd.
T SS H MX	4	40-3127	Thrust washer (.103—.104") .. .. .	as reqd.
T SS H MX	5	57-3876	Gear — mainshaft second (21 teeth) .. .. .	1
T SS H MX	6	40-3019	Thrust washer (.075—.076") .. .. .	as reqd.
T SS H MX	6	40-3119	Thrust washer (.070—.071") .. .. .	as reqd.
T SS H MX	6	40-3120	Thrust washer (.080—.081") .. .. .	as reqd.
T SS H MX	7	41-3063	Gear — mainshaft third (24 teeth) .. .. .	1
T SS H	8	41-3089	Gear — mainshaft first (16 teeth) .. .. .	1
MX	8	41-3065	Gear — mainshaft first (18 teeth) .. .. .	1
T SS H MX	9	40-3007	Bush — mainshaft, clutch pushrod .. .. .	1
T SS H MX	10	57-4344	Mainshaft complete .. .. .	1
T SS H MX	11	40-3258	Shim — layshaft first gear .. .. .	1
T SS H MX	12	40-3262	Bush — layshaft first gear .. .. .	1
T SS H	13	57-3874	Gear — layshaft first (27 teeth) .. .. .	1
MX	13	41-3073	Gear — layshaft first (25 teeth) .. .. .	1
T SS H MX	14	57-3877	Gear — layshaft third (19 teeth) .. .. .	1
T SS H MX	15	41-3078	Circlip — layshaft second gear .. .. .	1
T SS H MX	16	41-3070	Gear — layshaft second (22 teeth) .. .. .	1
T SS H MX	17	41-3068	Layshaft with top gear (14 teeth) .. .. .	1
T SS H MX	18	41-3074	Thrust washer (.083—.085") .. .. .	as reqd.
T SS H MX	18	41-3072	Thrust washer (.078—.080") .. .. .	as reqd.
T SS H MX	19	40-3292	Bearing — needle roller, layshaft (Torrington B108) .. .. .	1
T SS H MX	20	40-3265	Clutch push rod .. .. .	1
T SS H MX	21	41-3045	Bush — mainshaft top gear .. .. .	2
T SS H MX	22	71-1271	Shield — left gearbox bearing .. .. .	1
T SS H MX	23	41-3054	Oil seal — gearbox .. .. .	1
T SS H MX	24	70-6026	Circlip — gearbox oil seal .. .. .	1
T SS H MX	25	71-2547	Dowel — inner cover locating, rear .. .. .	1

Plate 6



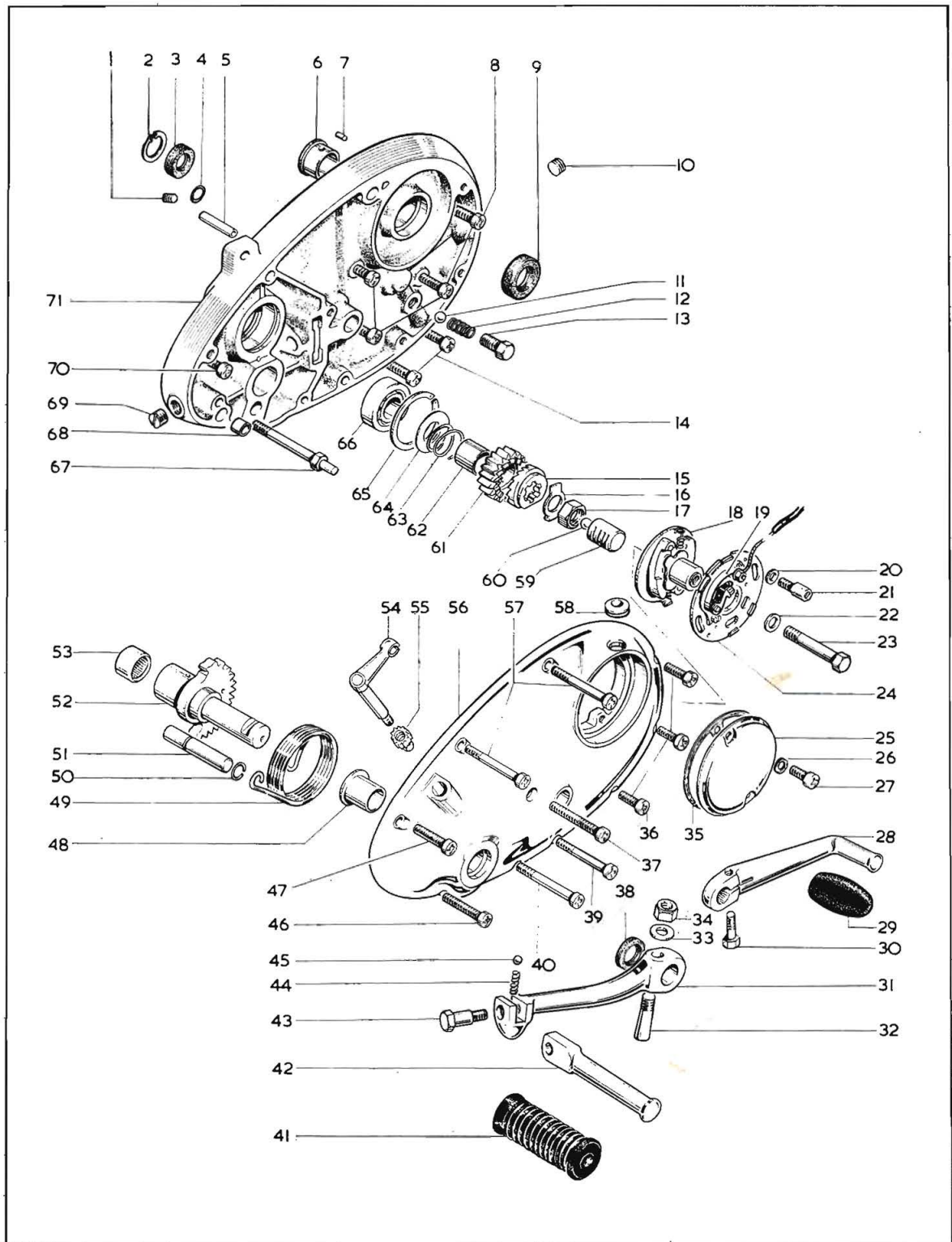


# Plate 6

## GEARCHANGE MECHANISM

Model	Key No.	Spares No.	Description	Per Set
T SS H MX	1	67-1236	Dowel — crankcase locating .. .. .	1
T SS H MX	2	70-1670	Fibre washer — pressure release valve .. .. .	1
T SS H MX	3	71-2370	Pressure release valve complete .. .. .	1
T SS H MX	4	40-3043	Spring plate .. .. .	1
T SS H MX	5	40-3042	Spring — camplate locating .. .. .	1
T SS H MX	6	40-3045	Lockplate — camplate spring .. .. .	1
T SS H MX	7	40-3044	Screw — camplate spring (2B.A. $\times \frac{3}{8}$ " ) .. .. .	2
T SS H MX	8	57-3850	Camplate — gearchange .. .. .	1
T SS H MX	9	40-3193	Plunger — gearchange quadrant .. .. .	2
T SS H MX	10	40-3323	Screw — plunger retaining plate (5B.A. $\times \frac{5}{16}$ " ) .. .. .	1
T SS H MX	11	40-3194	Retaining plate — quadrant plungers .. .. .	1
T SS H MX	12	40-3321	Gearchange quadrant complete .. .. .	1
T SS H MX	13	40-3059	Rivet — plunger spring .. .. .	2
T SS H MX	14	40-3155	Plunger spring .. .. .	2
T SS H MX	15	40-3061	Gearchange return spring .. .. .	1
T SS H MX	16	57-4454	Anchor bolt — return spring .. .. .	1
T SS H MX	17	14-1302	Locknut — footchange return spring anchor ( $\frac{5}{16}$ " UN.F.) .. .. .	1
T SS H MX	18	60-2330	Washer — return spring anchor .. .. .	1
T SS H MX	19	60-2724	Split pin — camplate spindle locating ( $\frac{3}{32}$ " $\times$ 1" ) .. .. .	1
T SS H MX	20	40-3291	Spindle — camplate .. .. .	1
T SS H MX	21	40-3032	Spindle — selector forks .. .. .	1
T SS H MX	22	40-3033	Selector fork — layshaft .. .. .	1
T SS H MX	23	57-3854	Selector fork — mainshaft .. .. .	1
T SS H MX	24	21-2117	Nut — oil feed and return pipes .. .. .	2
T SS H MX	25	71-2656	Oil return pipe .. .. .	1
T SS H MX	26	62-0263	Clamp — rocker feed pipe .. .. .	1
T SS H MX	27	40-1037	Rocker oil feed pipe .. .. .	1
T SS H MX	28	71-2658	Oil feed pipe .. .. .	1

Plate 7



# Plate 7

## KICKSTART — GEARCHANGE

Model	Key No.	Spares No.	Description	Per Set
T SS H MX	1	53-3049	Plug — mainshaft oil feed .. .. .	1
T SS H MX	2	40-0862	Circlip — crankshaft oil seal .. .. .	1
T SS H MX	3	40-0977	Oil seal — crankshaft .. .. .	1
T SS H MX	4	68-0289	“O” ring — inner cover .. .. .	1
T SS H MX	5	75-0257	Breather pipe — inner cover .. .. .	1
T SS H MX	6	40-0222	Bush — camshaft, at inner cover .. .. .	1
T SS H MX	7	40-0028	Peg — camshaft bush locating .. .. .	1
T SS H MX	8	14-6610	Screw — inner cover to crankcase ( $\frac{1}{4}$ " UN.C. $\times$ $1\frac{1}{2}$ ") .. .. .	4
T SS H MX	9	40-0679	Oil seal — camshaft .. .. .	1
T SS H MX	10	70-9526	Sealing plug .. .. .	1
T SS H MX	11	60-2364	Ball — non-return valve ( $\frac{1}{4}$ ") .. .. .	1
T SS H MX	12	40-0385	Spring — non-return valve .. .. .	1
T SS H MX	13	21-2044	Plug — non-return valve .. .. .	1
T SS H MX	14	14-6606	Screw — inner cover, bottom ( $\frac{1}{4}$ " UN.C. $\times$ $\frac{3}{4}$ ") .. .. .	2
T SS H MX	15	57-4339	Kickstart ratchet .. .. .	1
T SS H MX	16	57-4343	Lockwasher — kickstart ratchet nut .. .. .	1
T SS H MX	17	76-0271	Nut — kickstart ratchet .. .. .	1
T SS H	18	19-1922	Auto-advance unit — 15° range (Lucas 54419653) .. .. .	1
MX	18	19-1906	Auto-advance unit — 5° range (Lucas 54419652) .. .. .	1
T SS H MX	19	19-1849	Contact set (Lucas 54419827) .. .. .	1
T SS H MX	20	40-0682	Washer — contact breaker plate fixing ( $\cdot 182$ " $\times$ $\cdot 375$ " $\times$ $\cdot 064$ ") .. .. .	2
T SS H MX	21	40-0683	Pillar bolt — contact breaker plate fixing .. .. .	2
T SS H MX	22	68-0331	Washer — auto-advance unit fixing .. .. .	1
T SS H MX	23	14-0208	Bolt — auto-advance unit fixing ( $\frac{1}{4}$ " UN.F. $\times$ $2\frac{1}{4}$ ") .. .. .	1
T SS H MX	24	19-1852	Contact breaker plate complete (Lucas 54419645) .. .. .	1
T SS H MX	25	70-8737	Cover — contact breaker complete .. .. .	1
T SS H MX	26	54-0042	Fibre washer — contact breaker cover .. .. .	2
T SS H MX	27	70-7354	Screw — contact breaker cover fixing (2B.A. $\times$ $1\frac{1}{2}$ ") .. .. .	2
T SS H MX	28	40-3073	Gearchange pedal .. .. .	1
T SS H MX	29	89-3208	Rubber — gearchange pedal .. .. .	1
T SS H MX	30	21-5403	Bolt — gearchange pedal ( $\frac{1}{4}$ " B.S.C. $\times$ $\frac{3}{4}$ ") .. .. .	1
T SS H MX	31	57-2764	Kickstart lever complete .. .. .	1
T SS H MX	31	57-2652	Crank only — kickstart lever .. .. .	1
T SS H MX	32	57-4357	Cotter — kickstart lever .. .. .	1
T SS H MX	33	60-2320	Washer — kickstart lever cotter ( $\cdot 270$ " $\times$ $\cdot 562$ " $\times$ $\cdot 056$ ") .. .. .	1
T SS H MX	34	14-1301	Nut — kickstart lever cotter ( $\frac{1}{4}$ " UN.F.) .. .. .	1
T SS H MX	35	71-1423	Gasket — contact breaker cover .. .. .	1

Plate 7—continued

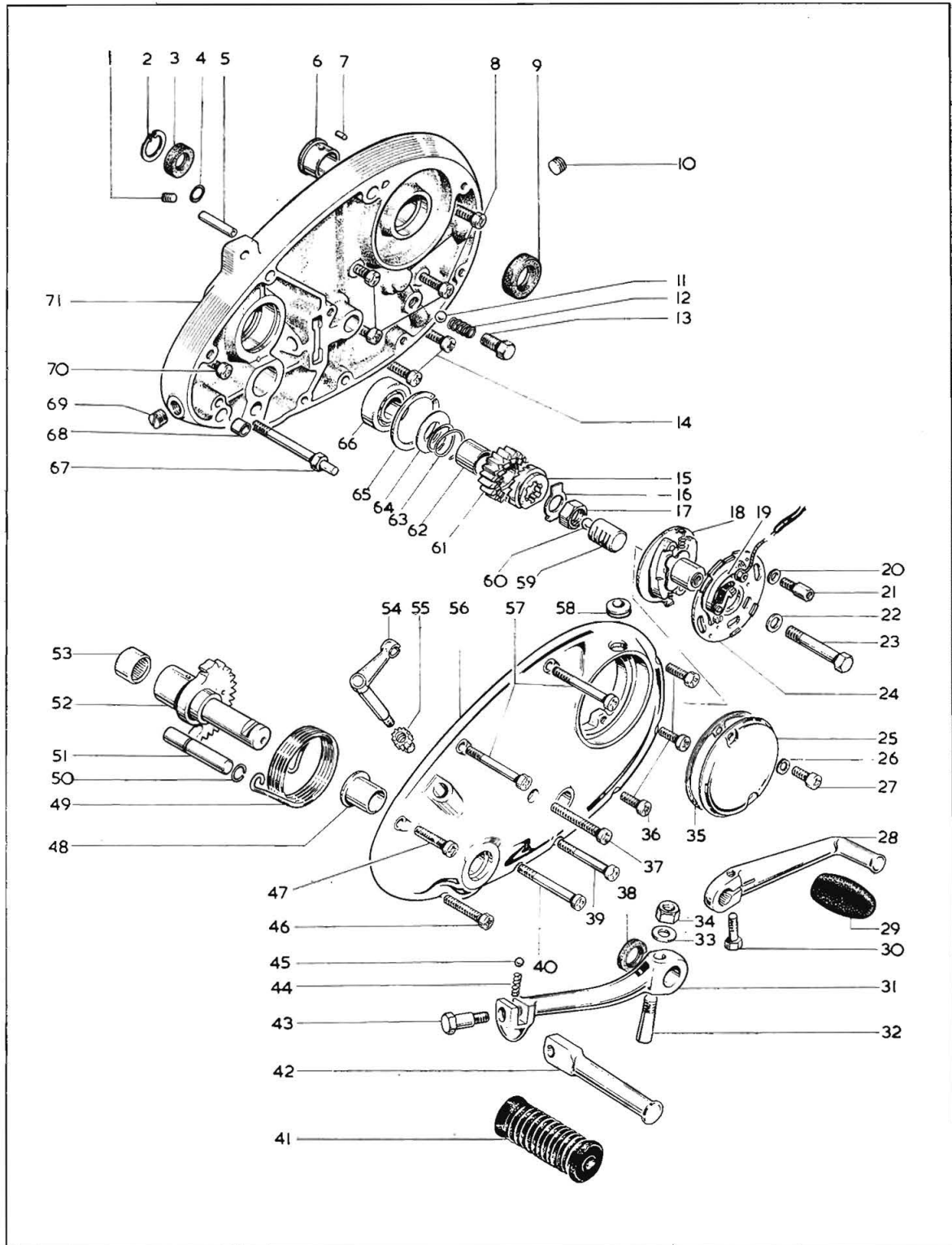


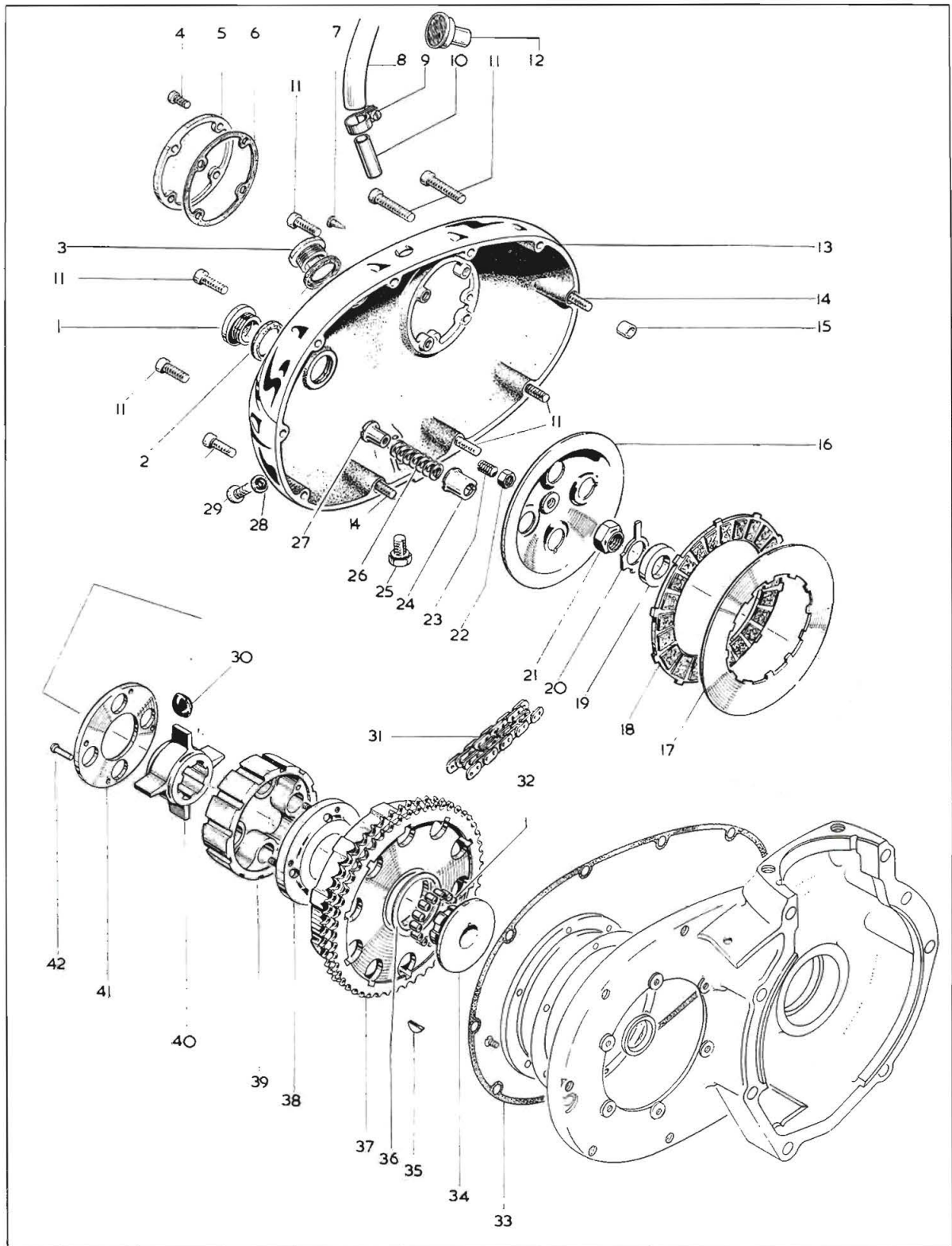


Plate 7—continued

KICKSTART — GEARCHANGE

Model	Key No.	Spares No.	Description	Per Set
T SS H MX	36	40-0236	Screw — outer cover (2B.A. $\times \frac{5}{8}$ " ) .. .. .	3
T SS H MX	37	14-6611	Screw — outer cover ( $\frac{1}{4}$ " UN.C. $\times 1\frac{3}{4}$ " ) .. .. .	1
T SS H MX	38	57-2641	Oil seal — kickstart spindle .. .. .	1
T SS H MX	39	14-6612	Screw — outer cover ( $\frac{1}{4}$ " UN.C. $\times 2$ " ) .. .. .	1
T SS H MX	40	14-6614	Screw — outer cover ( $\frac{1}{4}$ " UN.C. $\times 2\frac{1}{2}$ " ) .. .. .	1
T SS H MX	41	57-2759	Rubber — kickstart lever pedal .. .. .	1
T SS H MX	42	57-2646	Folding pedal — kickstart lever .. .. .	1
T SS H MX	43	40-3084	Bolt — kickstart folding pedal .. .. .	1
T SS H MX	44	40-3085	Spring — kickstart folding pedal .. .. .	1
T SS H MX	45	60-2364	Ball — kickstart folding pedal ( $\frac{1}{4}$ " ) .. .. .	1
T SS H MX	46	14-6610	Screw — outer cover ( $\frac{1}{4}$ " UN.C. $\times 1\frac{1}{2}$ " ) .. .. .	1
T SS H MX	47	14-6606	Screw — outer cover ( $\frac{1}{4}$ " UN.C. $\times \frac{3}{4}$ " ) .. .. .	1
T SS H MX	48	57-2642	Bush — kickstart spindle .. .. .	1
T SS H MX	49	57-4338	Spring — kickstart lever return .. .. .	1
T SS H MX	50	40-3277	Circlip — kickstart quadrant stop locating .. .. .	1
T SS H MX	51	57-4342	Stop — kickstart quadrant .. .. .	1
T SS H MX	52	57-4341	Kickstart spindle and quadrant assembly .. .. .	1
T SS H MX	53	40-3292	Bearing — layshaft, kickstart spindle (Torrington B108) .. .. .	1
T SS H MX	54	57-2750	Clutch lever .. .. .	1
T SS H MX	55	40-3283	Pinion — clutch operating lever .. .. .	1
T SS H MX	56	71-2946	Outer timing cover complete .. .. .	1
T SS H MX	57	14-6612	Screw — outer cover ( $\frac{1}{4}$ " UN.C. $\times 2$ " ) .. .. .	2
T SS H MX	58	60-3755	Grommet — contact breaker lead .. .. .	1
T SS H MX	59	40-3282	Rack — clutch operating .. .. .	1
T SS H MX	60	60-2363	Ball — clutch push rod ( $\frac{3}{32}$ " ) .. .. .	1
T SS H MX	61	57-4336	Kickstart ratchet pinion .. .. .	1
T SS H MX	62	40-3272	Bush — kickstart ratchet pinion .. .. .	1
T SS H MX	63	40-3273	Spring — kickstart ratchet .. .. .	1
T SS H MX	64	57-4452	Washer — kickstart ratchet spring .. .. .	1
T SS H MX	65	76-0528	Circlip — gearbox mainshaft bearing .. .. .	1
T SS H MX	66	90-0011	Bearing — gearbox mainshaft, at inner cover (Hoffmann LS7) .. .. .	1
T SS H MX	67	57-3764	Anchor — kickstart return spring .. .. .	1
T SS H MX	68	66-3074	Dowel — outer to inner cover .. .. .	2
T SS H MX	69	21-1899	Screw plug — inner cover .. .. .	1
T SS H MX	70	14-6608	Screw — inner cover ( $\frac{1}{4}$ " UN.C. $\times 1$ " ) .. .. .	1
T SS H MX	71	71-2652	Inner cover complete .. .. .	1

Plate 8



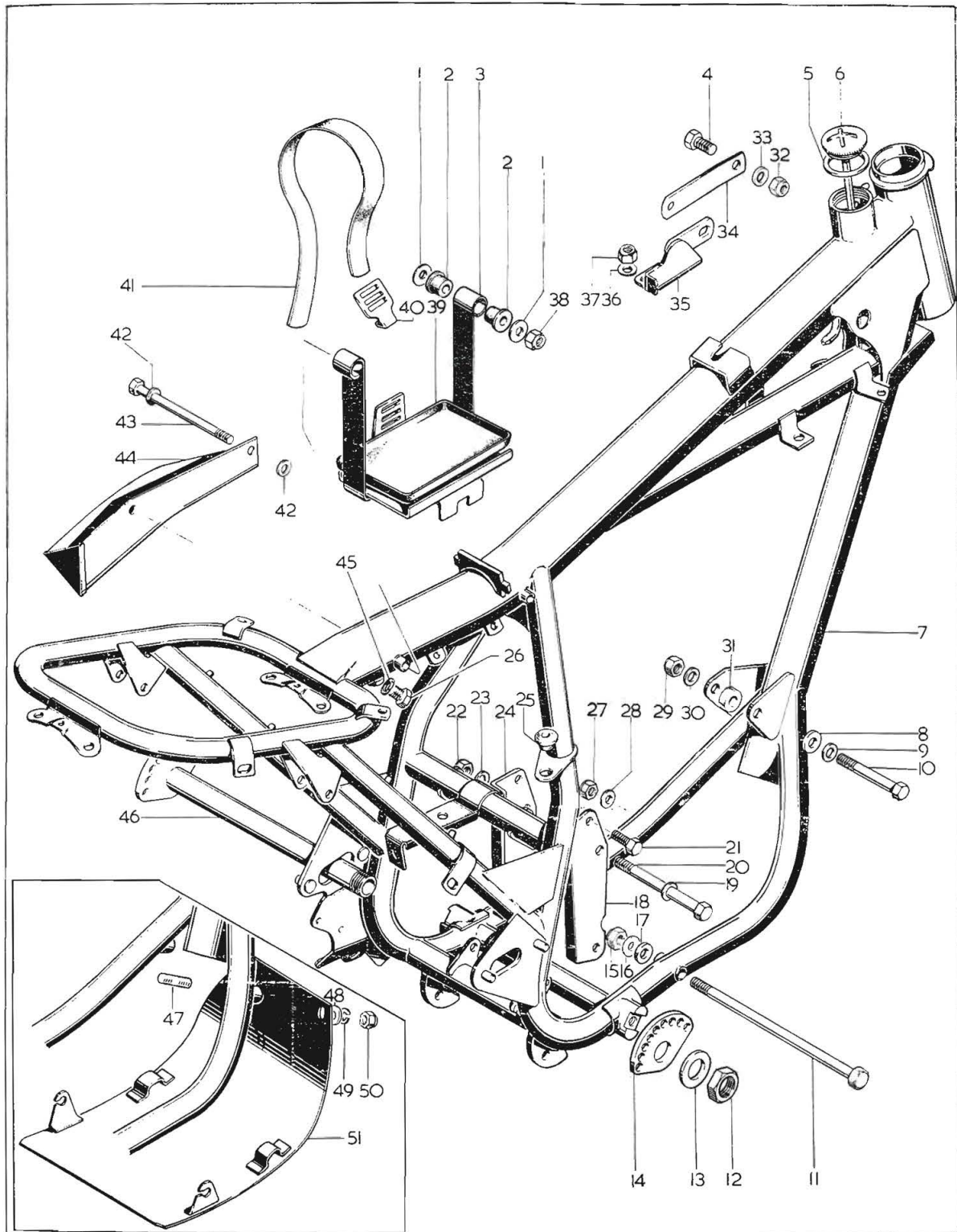
# Plate 8

## CLUTCH — PRIMARY COVER

Model	Key No.	Spares No.	Description	Per Set
T SS H MX		57-4302	Clutch assembly complete .. .. .	1
T SS H MX	1	57-2166	Inspection plug — primary cover .. .. .	1
T SS H MX	2	70-8782	Washer — inspection plugs .. .. .	2
T SS H MX	3	70-9800	Inspection plug — primary cover, vented .. .. .	1
T SS H MX	4	76-4116	Screw — inspection cover (2B.A. $\times \frac{3}{8}$ ") .. .. .	4
T SS H MX	5	68-0839	Cover — timing inspection .. .. .	1
T SS H MX	6	71-1420	Gasket — inspection cover .. .. .	1
T SS H MX	7	71-1619	Ignition timing pointer .. .. .	1
T SS H MX	8	83-4122	Breather pipe .. .. .	1
T SS H MX	9	60-2252	Clip --- breather pipe .. .. .	1
T SS H MX	10	71-2927	Stub — breather outlet .. .. .	1
T SS H MX	11	14-6610	Screw — primary cover ( $\frac{1}{4}$ " UN.C. $\times 1\frac{1}{2}$ ") .. .. .	8
T SS H MX	12	60-3745	Filter — breather pipe .. .. .	1
T SS H MX	13	71-2932	Primary cover complete .. .. .	1
T SS H MX	14	21-2153	Screw — primary cover, at dowel holes ( $\frac{1}{4}$ " UN.C. $\times 1-39/64$ ") .. .. .	2
T SS H MX	15	66-3074	Dowel — primary cover locating .. .. .	2
T SS H MX	16	57-4019	Pressure plate .. .. .	1
T SS H MX	17	40-3220	Driven plate .. .. .	5
T SS H MX	18	40-3233	Driving plate .. .. .	5
T SS H MX	19	40-3234	Distance piece — clutch retaining nut .. .. .	1
T SS H MX	20	40-3221	Lockwasher — clutch retaining nut .. .. .	1
T SS H MX	21	40-3227	Nut — clutch centre retaining ( $\frac{1}{2}$ " B.S.C.) .. .. .	1
T SS H MX	22	14-0401	Nut — clutch push rod adjusting screw ( $\frac{1}{4}$ " UN.F.) .. .. .	1
T SS H MX	23	57-4189	Screw — clutch push rod adjuster .. .. .	1
T SS H MX	24	57-4121	Cup — pressure plate spring .. .. .	4
T SS H MX	25	21-1943	Drain plug — primary case .. .. .	1
T SS H MX	26	41-3091	Spring — pressure plate .. .. .	4
T SS H MX	27	41-3215	Nut — pressure plate spring adjuster .. .. .	4
T SS H MX	28	71-1065	Washer — oil level screw .. .. .	1
T SS H MX	29	14-7804	Screw — oil level .. .. .	1
T SS H MX	31	41-3212	Rubber — shock absorber .. .. .	8
T SS H MX	32	19-8683	Primary chain — endless (72 pitches) .. .. .	1
T SS H MX	33	40-3206	Roller ( $\frac{3}{16}$ " $\times \frac{3}{16}$ ") .. .. .	25
T SS H MX	34	71-1418	Gasket — primary cover .. .. .	1
T SS H MX	35	57-4200	Clutch hub .. .. .	1
T SS H MX	36	40-3150	Key — clutch hub .. .. .	1
T SS H MX	37	57-3931	Thrust washer .. .. .	1
T SS H MX	38	57-4303	Clutch chainwheel .. .. .	1
T SS H MX	39	57-4508	Retaining plate — inner .. .. .	1
T SS H MX	40	57-4511	Clutch centre .. .. .	1
T SS H MX	41	41-3209	Clutch spider .. .. .	1
T SS H MX	42	57-4510	Retaining plate — outer .. .. .	1
T SS H MX	43	57-4507	Rivet — inner and outer retaining plates .. .. .	4



Plate 9



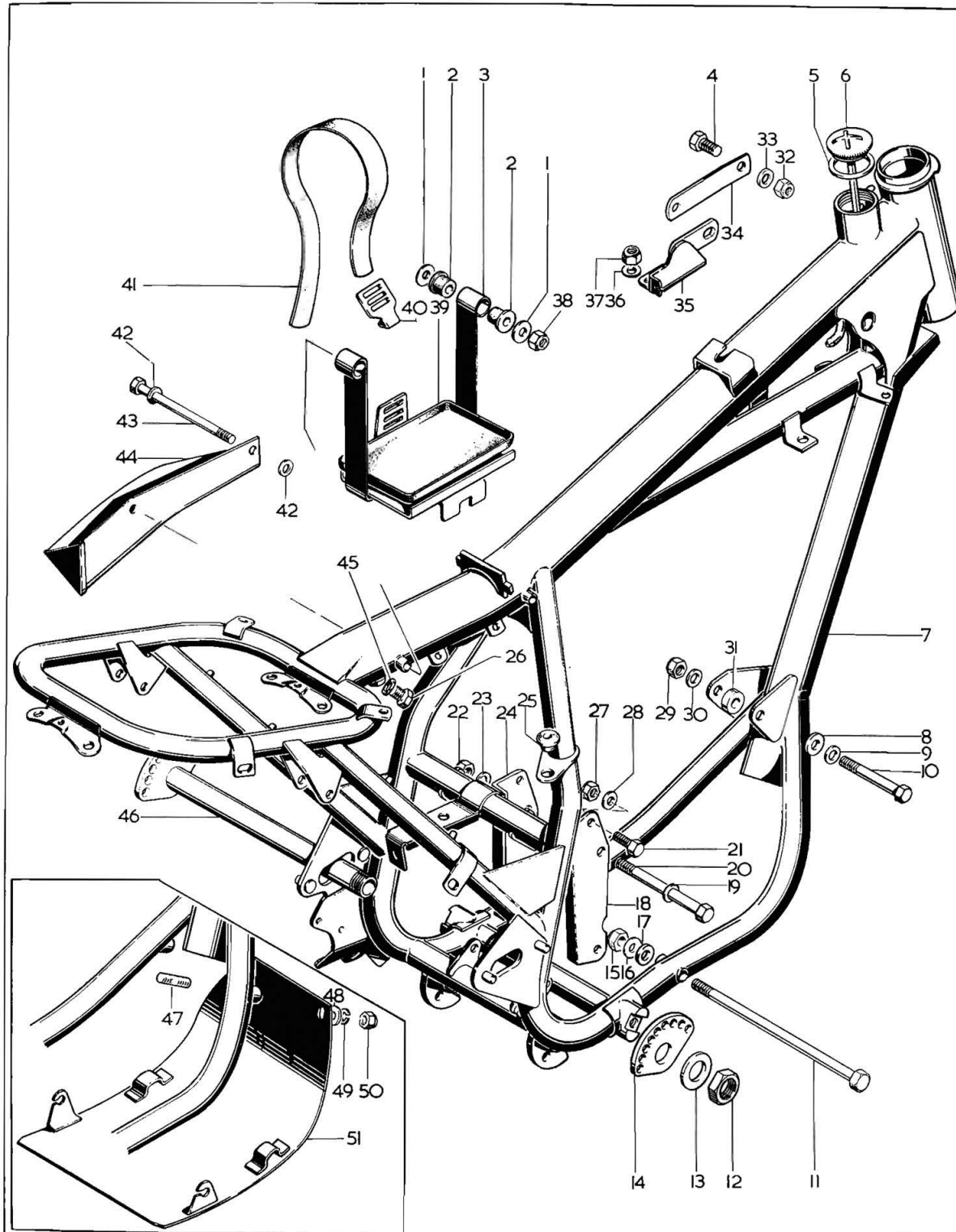


# Plate 9

## FRAME — BATTERY CARRIER — TOOL TRAY — ENGINE SHIELD

Model	Key No.	Spares No.	Description	Per Set
T SS H	1	76-0101	Washer — battery carrier mounting (.266" × .750" × .080") ..	4
T SS H	2	83-2204	Bush — battery carrier mounting .. .. .	4
T SS H	3	83-2018	Battery carrier .. .. .	1
T SS H MX	4	14-0126	Bolt — engine steady stay fixing ( $\frac{3}{8}$ " UN.F. × $\frac{3}{4}$ ") ..	2
T SS H MX	5	70-3751	Washer — oil filler cap .. .. .	1
T SS H MX	6	83-3046	Oil filler cap and dipstick .. .. .	1
MX	7	83-2984	Frame complete .. .. .	1
T SS H	7	83-3996	Frame complete .. .. .	1
T SS H MX	8	68-4925	Distance piece — exhaust pipe mounting .. .. .	1
T SS H MX	9	60-2332	Washer — engine mounting, front (.458" × .875" × .048") ..	1
T SS H MX	10	14-0252	Bolt — engine mounting, front ( $\frac{7}{16}$ " UN.F. × 3") ..	1
T SS H MX	11	21-2160	Bolt — engine mounting, bottom ( $\frac{3}{8}$ " UN.F. × $8\frac{3}{8}$ ") ..	1
T SS H MX	12	21-0755	Nut — swinging arm pivot ( $\frac{13}{16}$ " UN.C.) .. .. .	1
T SS H MX	13	37-2085	Washer — swinging arm pivot .. .. .	1
T SS H MX	14	83-3556	Adjuster — swinging arm pivot, right .. .. .	1
T SS H MX	15	21-2160	Bolt — engine mounting, bottom ( $\frac{3}{8}$ " × 8") .. .. .	2
T SS H MX	16	70-8770	Washer — engine mounting, bottom .. .. .	2
T SS H MX	17	83-2005	Distance piece — engine mounting, bottom .. .. .	1
T SS MX	18	83-2015	Engine mounting plate — rear, right .. .. .	1
H	18	83-3937	Engine plate and silencer bracket .. .. .	1
T SS H MX	19	70-8770	Washer — engine mounting, rear .. .. .	2
T SS H MX	20	21-0671	Bolt — engine mounting, rear ( $\frac{3}{8}$ " UN.F. × $3\frac{7}{8}$ ") .. .. .	1
T SS H MX	21	14-0114	Bolt — engine plate mounting, rear ( $\frac{5}{16}$ " UN.F. × $\frac{3}{4}$ ") ..	4
T SS H MX	22	14-1303	Locknut — engine mounting, rear ( $\frac{3}{8}$ " UN.F.) .. .. .	1
T SS H MX	23	70-8770	Washer — engine mounting, rear .. .. .	2
T SS H MX	24	83-2014	Engine mounting plate — rear, left .. .. .	1
T SS H	25	83-2006	Grommet — battery carrier mounting .. .. .	1
T SS H MX	26	21-2015	Oil drain plug .. .. .	1
T SS H MX	27	14-1302	Nut — engine mounting plate bolt, rear ( $\frac{5}{16}$ " UN.F.) .. .. .	4
T SS H MX	28	75-0176	Washer — engine mounting plate bolt, rear (.328" × .531" × .048")	8
T SS H MX	29	14-1304	Nut — engine mounting, front ( $\frac{7}{16}$ " UN.F.) .. .. .	1
T SS H MX	30	60-2332	Washer — engine mounting, front (.458" × .875" × .048") ..	1
T SS H MX	31	83-3998	Distance piece — engine mounting, front .. .. .	1
T SS H MX	32	14-1303	Nut — engine steady ( $\frac{3}{8}$ " UN.F.) .. .. .	2
T SS H MX	33	60-2331	Washer — engine steady ( $\frac{3}{8}$ " × $\frac{3}{4}$ " × $5/64$ ") .. .. .	2
T SS H MX	34	83-3840	Engine steady stay .. .. .	1
T SS H MX	35	83-3838	Engine steady bracket .. .. .	1

Plate 9—continued



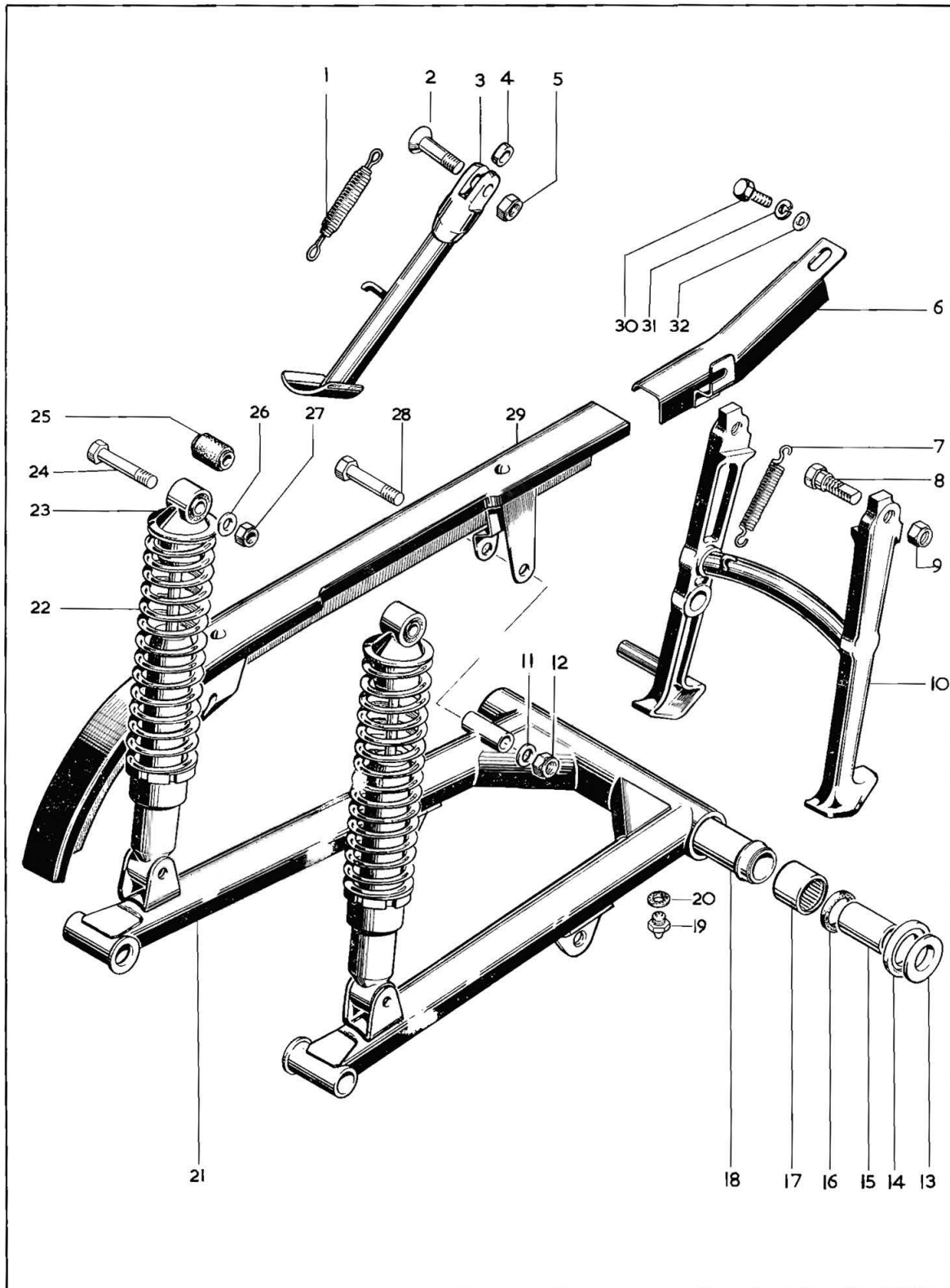
**Plate 9—continued**

**FRAME — BATTERY CARRIER — TOOL TRAY — ENGINE SHIELD**

Model	Key No.	Spares No.	Description	Per Set
T SS H MX	36	60-2330	Washer — engine steady fixing ( $\cdot 333'' \times \cdot 625'' \times \cdot 040''$ ) .. ..	2
T SS H MX	37	14-1302	Nut — engine steady fixing ( $\frac{5}{16}''$ UN.F.) .. ..	2
T SS H	38	14-1301	Nut — battery carrier mounting ( $\frac{1}{4}''$ UN.F.) .. ..	2
T SS H	39	68-4597	Battery tray .. ..	1
T SS H	40	82-9004	Hook — battery strap .. ..	1
T SS H	41	68-4577	Battery strap .. ..	1
T SS H	42	60-2347	Washer — tool tray mounting ( $\cdot 270'' \times \cdot 625'' \times \cdot 040''$ ) .. ..	4
T SS H	43	21-2060	Bolt — tool tray and battery carrier mounting ( $\frac{1}{4}''$ UN.F. $\times 4\frac{3}{4}''$ ) ..	2
T SS H	44	83-2671	Tool tray .. ..	1
T SS H MX	45	54-8006	Washer — drain plug .. ..	1
T SS H MX	46	83-3554	Spindle assembly — swinging arm .. ..	1
T SS H	47	21-2137	Stud — engine shield fixing ( $\frac{1}{4}''$ UN.F. $\times 57/64''$ ) .. ..	2
T SS H	48	60-2329	Washer — engine shield fixing ( $\cdot 270'' \times \cdot 562'' \times \cdot 036''$ ) .. ..	2
T SS H	49	60-2427	Spring washer — engine shield fixing ( $\cdot 281'' \times \cdot 465'' \times \cdot 092''$ ) ..	2
T SS H	50	14-1301	Nut — engine shield fixing ( $\frac{1}{4}''$ UN.F.) .. ..	2
T SS H	51	83-2228	Engine shield .. ..	1

For colour finish codes refer to page 3

Plate 10



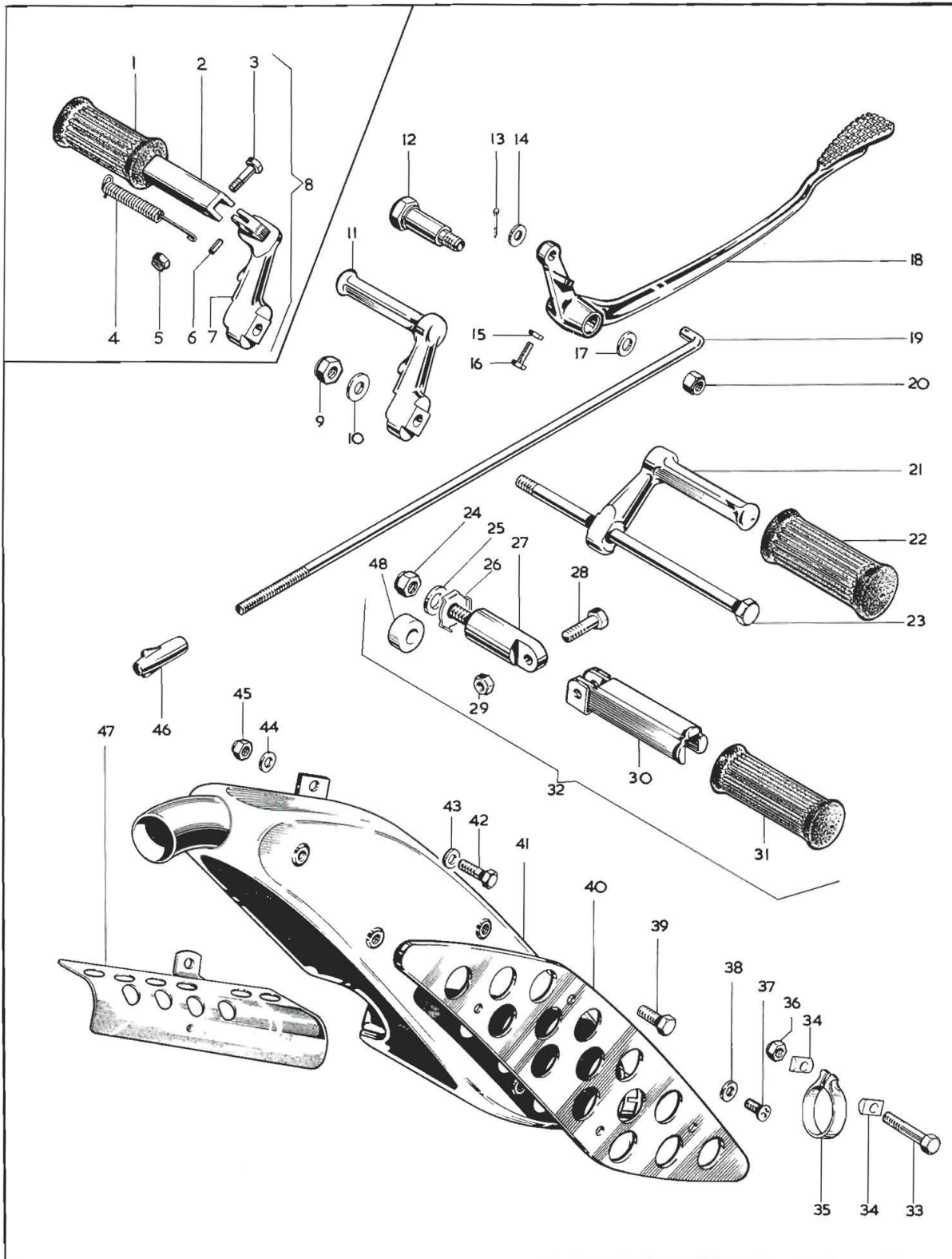


# Plate 10

## SWINGING ARM — REAR SUSPENSION — CHAIN GUARD

Model	Key No.	Spares No.	Description	Per Set
T SS H	1	68-4708	Spring — prop stand .. .. .	1
T SS H		21-2105	Screw — prop stand .. .. .	1
T SS H	3	83-4278	Prop stand .. .. .	1
T SS H	4	83-3165	Distance piece — prop stand mounting .. .. .	1
T SS H	5	14-1303	Locknut — prop stand screw ( $\frac{3}{8}$ " UN.F.) .. .. .	1
T SS H	6	83-2674	Chainguard extension .. .. .	1
H	7	83-3793	Spring — centre stand .. .. .	1
H	8	21-2077	Bolt — centre stand fixing .. .. .	2
H	9	14-1304	Locknut — centre stand fixing ( $\frac{7}{16}$ " UN.F.) .. .. .	2
H	10	83-3170	Centre stand .. .. .	1
T SS H	11	60-2339	Washer — chainguard to swinging arm ( $\cdot 333"$ $\times$ $\cdot 750"$ $\times$ $\cdot 072"$ )	1
T SS H	12	14-1302	Nut — chainguard to swinging arm ( $\frac{5}{16}$ " UN.F.) .. .. .	1
T SS H MX	13	83-2233	Thrust washer — swinging arm .. .. .	2
T SS H MX	14	83-3014	Seal — thrust washer .. .. .	2
T SS H MX	15	83-2012	Sleeve — inner .. .. .	2
T SS H MX	16	83-2244	Oil seal — swinging arm .. .. .	2
T SS H MX	17	83-2245	Needle roller bearing — swinging arm (Torrington B1616) .. .. .	2
T SS H MX	18	83-1969	Distance tube — swinging arm bearing .. .. .	1
T SS H MX	19	60-1841	Grease nipple — swinging arm .. .. .	2
T SS H MX	20	24-1088	Fibre washer — grease nipple .. .. .	2
T SS H MX	21	83-2212	Swinging arm complete .. .. .	1
T SS H	22	19-7458	Suspension unit spring (Girling 64543708) .. .. .	2
MX	22	19-7460	Suspension unit spring (Girling 64543626) .. .. .	2
T SS H	23	19-7474	Suspension unit complete (Girling 64052453) .. .. .	2
MX	23	19-7456	Suspension unit complete (Girling 64052487) .. .. .	2
T SS H MX	24	14-0234	Bolt — suspension unit fixing, top and bottom ( $\frac{3}{8}$ " UN.F. $\times$ $1\frac{3}{4}"$ )	4
T SS H MX	25	19-5305	Bush — suspension unit (Girling 64533645) .. .. .	4
T SS H MX	26	60-2322	Washer — suspension unit fixing, top and bottom ( $\cdot 395"$ $\times$ $\cdot 750"$ $\times$ $\cdot 072"$ ) .. .. .	4
T SS H MX	27	14-1303	Nut — suspension unit fixing, top and bottom ( $\frac{3}{8}$ " UN.F.) .. .. .	4
T SS H	28	14-0221	Bolt — chainguard to swinging arm ( $\frac{5}{16}$ " UN.F. $\times$ $2"$ ) .. .. .	1
T SS H	29	83-2224	Chainguard .. .. .	1
T SS H	30	14-6101	Screw — chainguard extension fixing ( $\frac{1}{4}"$ UN.C. $\times$ $\frac{1}{2}"$ ) .. .. .	1
T SS H	31	60-2417	Spring washer — chainguard extension fixing .. .. .	1
T SS H	32	60-2329	Washer — chainguard extension fixing ( $\cdot 270"$ $\times$ $\cdot 562"$ $\times$ $\cdot 036"$ ) .. .. .	1

For colour finish code refer to page 3



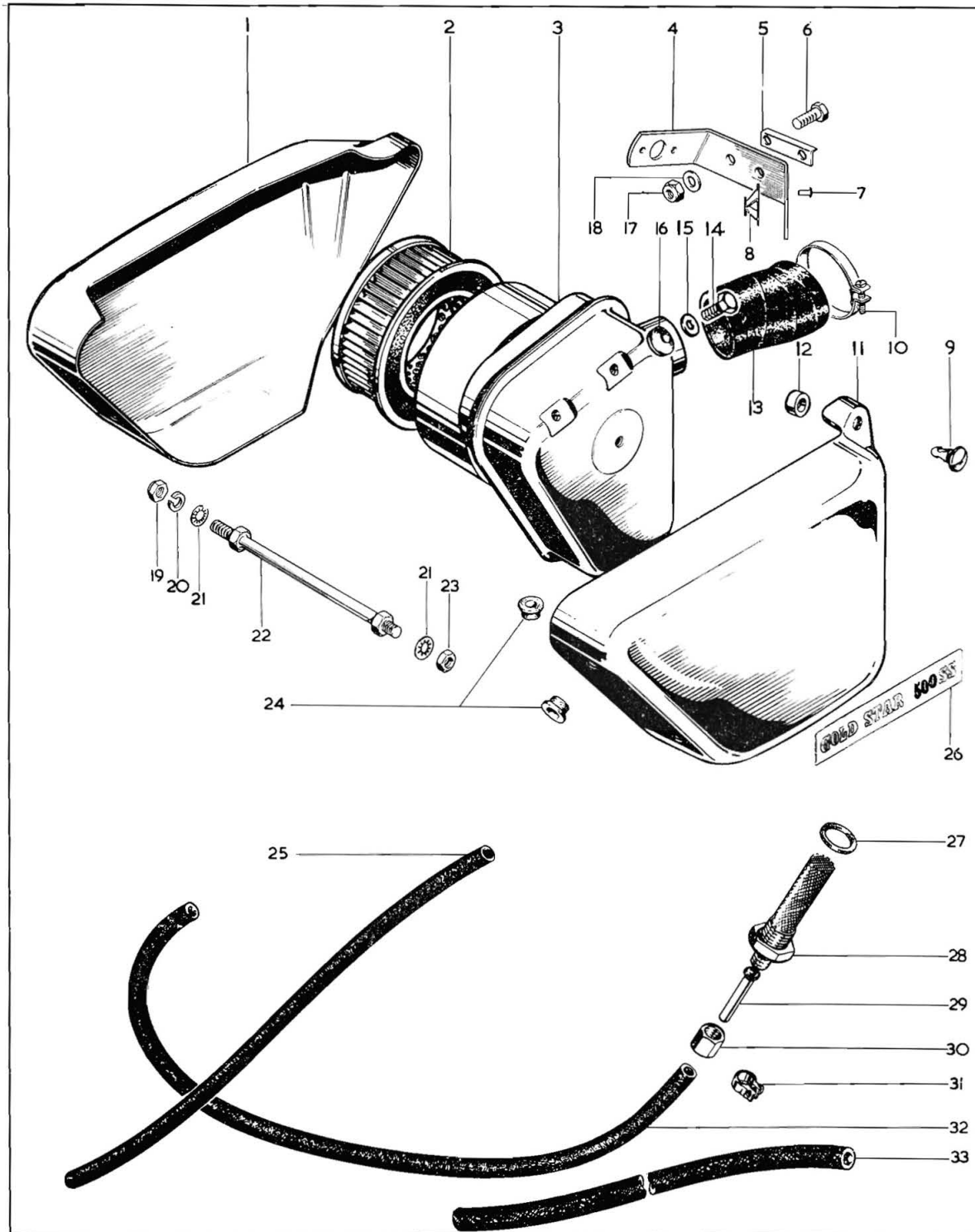
# Plate 11

## REAR BRAKE CONTROL — FOOTREST — SILENCER

Model	Key No.	Spares No.	Description	Per Set
T MX	1	42-4925	Rubber — folding footrest .. .. .	2
T MX	2	83-3092	Folding footrest .. .. .	2
T MX	3	14-0216	Bolt — folding footrest pivot ( $\frac{5}{16}$ " UN.F. $\times$ $1\frac{1}{8}$ ") .. .. .	2
T MX	4	83-3095	Spring — folding footrest return .. .. .	2
T MX	5	14-1302	Nut — folding footrest pivot ( $\frac{5}{16}$ " UN.F.) .. .. .	2
T MX	6	83-3094	Peg — return spring anchor .. .. .	2
T MX	7	83-2218	Bracket — folding footrest, left .. .. .	1
T MX	7	83-2220	Bracket — folding footrest, right .. .. .	1
T MX	8	83-2781	Folding footrest complete — left .. .. .	1
T MX	8	83-3013	Folding footrest complete — right .. .. .	1
T SS H MX	9	14-1303	Nut — footrest bolt ( $\frac{3}{8}$ " UN.F.) .. .. .	1
T SS H MX	10	02-2138	Washer — footrest bolt ( $\cdot 380" \times \cdot 750" \times \cdot 064"$ ) .. .. .	1
SS H	11	83-3015	Footrest — left .. .. .	1
T SS H MX	12	21-2045	Pivot — rear brake pedal .. .. .	1
T SS H MX	13	60-2683	Split pin — brake rod ( $\frac{1}{16}" \times \frac{3}{8}"$ ) .. .. .	1
T SS H MX	14	83-4277	Washer — brake rod ( $\cdot 256" \times \cdot 500" \times \cdot 040"$ ) .. .. .	1
T SS H MX	15	14-1301	Locknut — brake pedal adjuster ( $\frac{1}{4}$ " UN.F.) .. .. .	1
T SS H MX	16	14-0103	Screw — brake pedal adjuster ( $\frac{1}{4}$ " UN.F. $\times$ $\frac{3}{4}"$ ) .. .. .	1
T SS H MX	17	02-2138	Washer — brake pedal pivot ( $\cdot 380" \times \cdot 750" \times \cdot 064"$ ) .. .. .	1
T SS H MX	18	83-2040	Brake pedal .. .. .	1
T SS H MX	19	83-2616	Brake rod .. .. .	1
T SS H MX	20	14-1303	Locknut — brake pedal pivot ( $\frac{3}{8}$ " UN.F.) .. .. .	1
SS H	21	83-3017	Footrest — right .. .. .	1
SS H	22	40-4850	Footrest rubber .. .. .	2
T SS H MX	23	21-2094	Footrest bolt .. .. .	1
T SS H	24	14-1303	Nut — rear footrest anchor bolt ( $\frac{3}{8}$ " UN.F.) .. .. .	2
T SS H	25	40-0157	Washer — rear footrest anchor bolt ( $\cdot 391" \times \cdot 781" \times \cdot 031"$ ) .. .. .	2
T SS H	26	83-3638	Lockwasher — rear footrest, right .. .. .	1
T SS H	27	83-4133	Anchor bolt — rear footrest .. .. .	2
T SS H	28	14-0216	Bolt — rear footrest pivot ( $\frac{5}{16}$ " UN.F. $\times$ $1\frac{1}{8}"$ ) .. .. .	2
T SS H	29	14-1302	Locknut — rear footrest pivot ( $\frac{5}{16}$ " UN.F.) .. .. .	2
T SS H	30	68-4835	Rear footrest .. .. .	2
T SS H	31	29-7583	Rubber — rear footrest .. .. .	2
T SS H	32	83-3032	Rear footrest complete — left and right .. .. .	2
T SS H MX	33	14-0218	Bolt — silencer clamp .. .. .	1
T SS MX	34	71-2894	"D" washer — clamp bolt .. .. .	2
H	34	75-2519	"D" washer — clamp bolt .. .. .	2



Plate 12





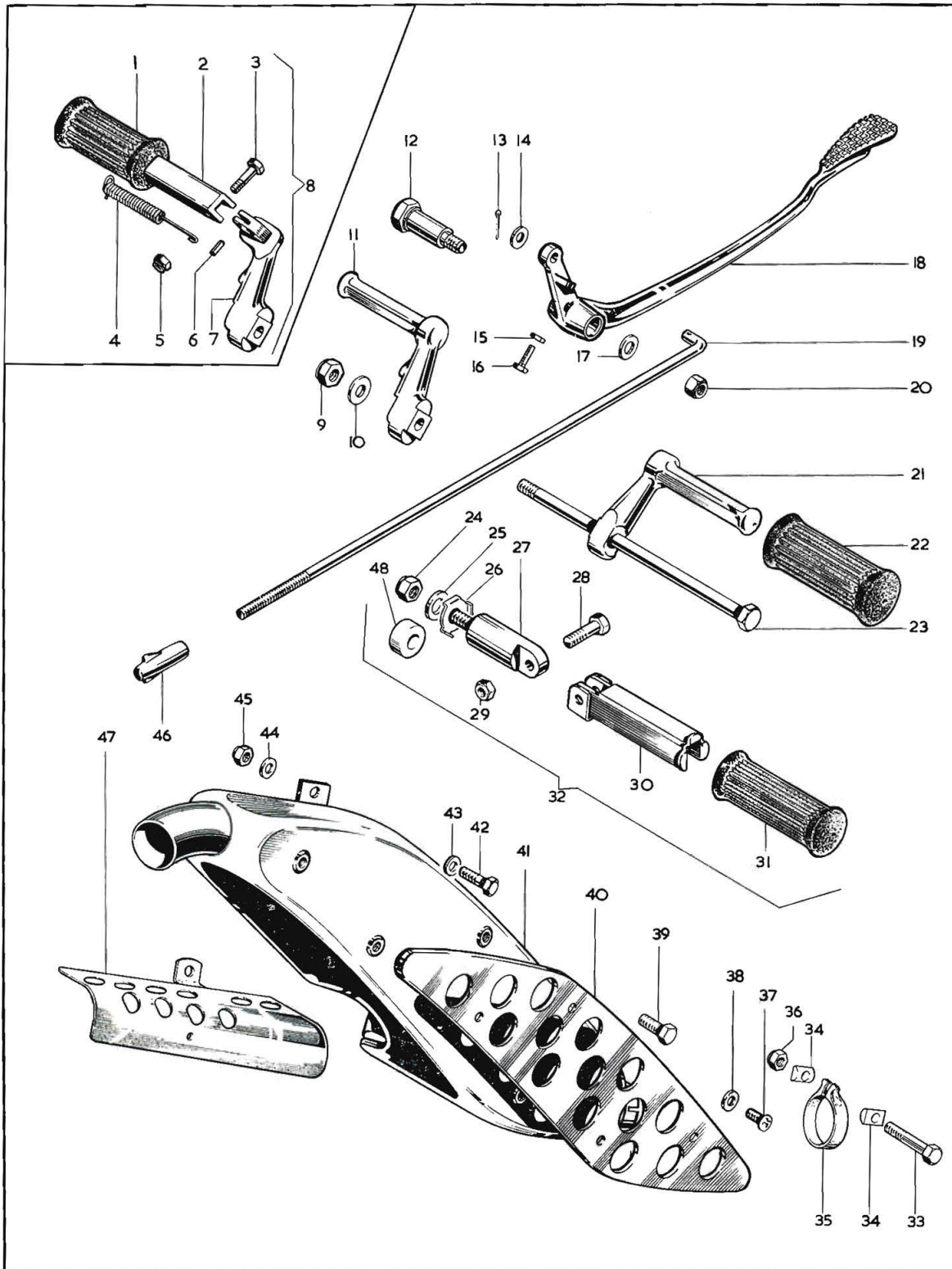
**Plate 12**
**AIR FILTER — SIDECOVERS — OIL PIPES**

Model	Key No.	Spares No.	Description	Per Set
T SS H	1	83-2937	Sidecover — left .. .. .	1
T SS H MX	2	60-2601	Element — air cleaner .. .. .	1
T SS H	3	83-3541	Air filter box .. .. .	1
MX	3	83-3299	Air filter box .. .. .	1
MX		83-3305*	Air filter fixing plate .. .. .	1
MX		40-2705*	Washer — air filter element fixing ( $\cdot 266'' \times \cdot 469'' \times \cdot 064''$ ) .. .. .	1
MX		14-0101*	Bolt — air filter element fixing ( $\frac{1}{4}''$ UN.F. $\times \frac{1}{2}''$ ) .. .. .	1
MX		14-0102*	Bolt — air filter box top fixing ( $\frac{1}{4}''$ UN.F. $\times \frac{3}{8}''$ ) .. .. .	2
MX		60-2427*	Spring washer — top fixing bolt ( $\cdot 281'' \times \cdot 465'' \times \cdot 064''$ ) .. .. .	2
MX		14-0102*	Bolt — bottom fixing ( $\frac{1}{4}''$ UN.F. $\times \frac{5}{8}''$ ) .. .. .	1
MX		14-1301*	Nut — bottom fixing bolt ( $\frac{1}{4}''$ UN.F.) .. .. .	1
MX		76-0101*	Washer — bottom fixing bolt ( $\cdot 266'' \times \cdot 750'' \times \cdot 080''$ ) .. .. .	1
MX		60-3483*	Connecting hose — air filter to carburetter .. .. .	1
MX	4	83-3035	Bracket — sidecover fixing .. .. .	1
T SS H	4	83-3721	Bracket — sidecover fixing .. .. .	1
T SS H	5	83-3632	Tab washer — front fixing bracket .. .. .	1
T SS H	6	14-0102	Bolt — front fixing bracket ( $\frac{1}{4}''$ UN.F. $\times \frac{5}{8}''$ ) .. .. .	2
T SS H	7	83-2785	Rivet — “Oddie” clip fixing .. .. .	4
T SS H	8	68-9115	“Oddie” clip — sidecover fixing .. .. .	2
T SS H	9	60-3159	“Oddie” fastener .. .. .	2
T SS H	10	60-3536	Clamp — carburetter hose .. .. .	1
T SS H	11	83-2938	Sidecover — right .. .. .	1
T SS H	12	60-3160	Rubber washer — “Oddie” fastener .. .. .	2
T SS H	13	83-2507	Connecting hose — air filter to carburetter .. .. .	1
T SS H	14	14-0103	Bolt — air filter box mounting ( $\frac{1}{4}''$ UN.F. $\times \frac{3}{4}''$ ) .. .. .	2
T SS H	15	40-2705	Washer — air filter box mounting ( $\cdot 266'' \times \cdot 469'' \times \cdot 064''$ ) .. .. .	4
T SS H	16	60-3161	Grommet — air filter box mounting, top .. .. .	2
T SS H	17	14-1301	Nut — front fixing bracket ( $\frac{1}{4}''$ UN.F.) .. .. .	2
T SS H	18	27-8560	Washer — front fixing bracket ( $\cdot 255'' \times \cdot 625'' \times \cdot 048''$ ) .. .. .	2
T SS H	19	14-1901*	Nut — air filter element fixing ( $\frac{1}{4}''$ UN.F.) .. .. .	1
T SS H	20	60-2427*	Spring washer — air filter element fixing ( $\cdot 281'' \times \cdot 465'' \times \cdot 092''$ ) .. .. .	1
T SS H	21	29-6541*	Serrated washer — stud and element fixing .. .. .	2
T SS H	22	83-3605	Stud assembly — air filter element fixing .. .. .	1
T SS H	23	14-0401*	Nut — air filter stud fixing ( $\frac{1}{4}''$ UN.F.) .. .. .	1
T SS H	24	83-2006	Grommet — air filter box mounting, lower .. .. .	1
T SS H	24	83-2006	Grommet — sidecover mounting .. .. .	4
T SS H	25	83-3077	Breather pipe — oil reservoir .. .. .	1
T	26	60-3732	Transfer — sidecover .. .. .	2
SS H	26	60-3734	Transfer — sidecover .. .. .	2
T SS H MX	27	40-8331	Fibre washer — frame oil filter .. .. .	1
T SS H MX	28	82-9430	Oil filter — frame .. .. .	1
T SS H MX	29	40-8322	Oil feed pipe .. .. .	1
T SS H MX	30	40-8323	Nut — oil pipe union .. .. .	1
T SS H MX	31	68-8343	Clamp — oil pipe .. .. .	4
T SS H MX	32	83-3078	Oil feed pipe — frame to engine .. .. .	1
T SS H MX	33	83-3076	Oil return pipe — engine to frame .. .. .	1
MX		83-3473*	Number plate — left .. .. .	1
MX		83-3474*	Number plate — right .. .. .	1
MX		83-3475*†	Number plate — left .. .. .	1
MX		83-3476*†	Number plate — right .. .. .	1

\*Not illustrated

†Home and General Export

Plate 11—continued

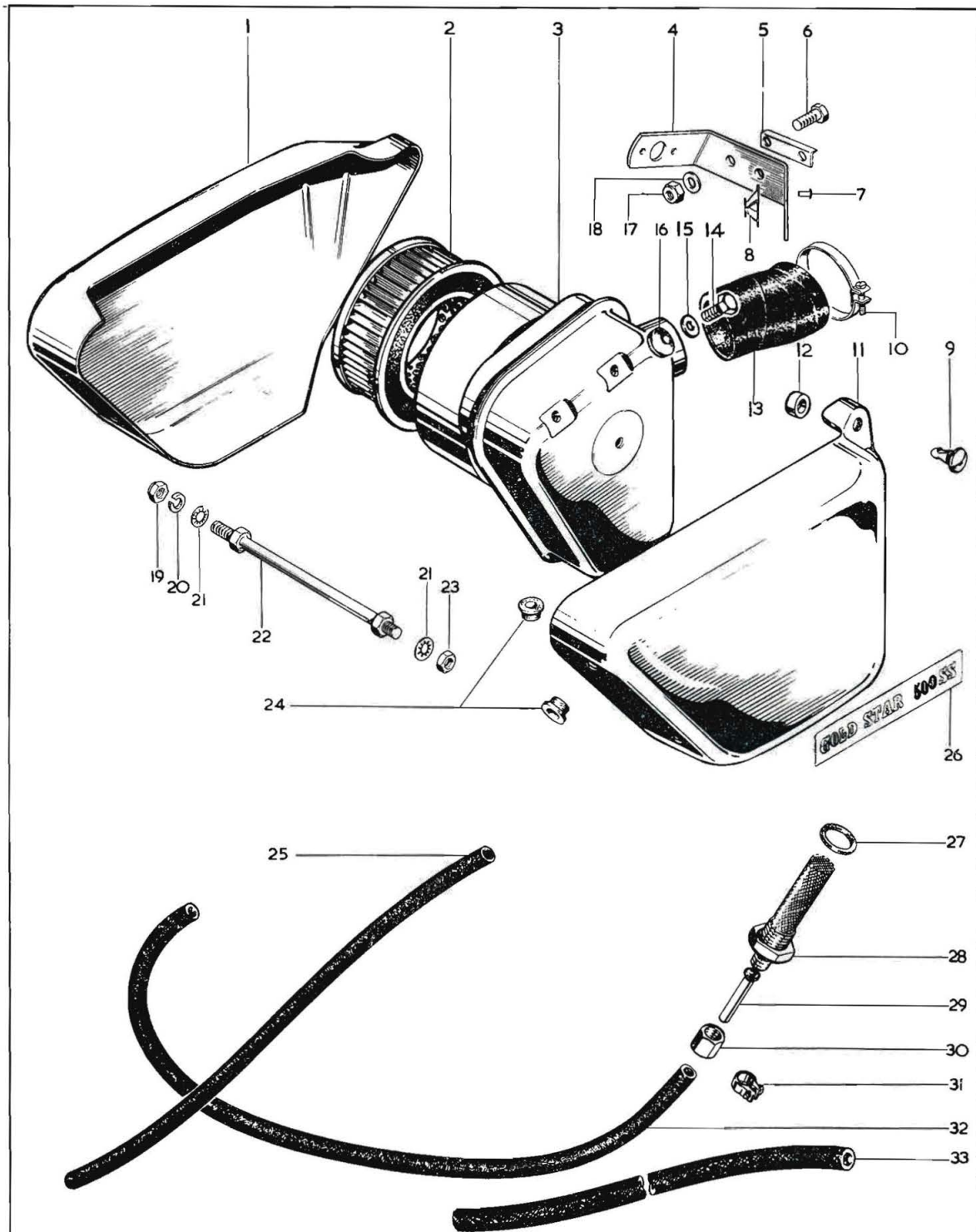


**Plate 11—continued**
**REAR BRAKE CONTROL — FOOTREST — SILENCER**

Model	Key No.	Spares No.	Description	Per Set
T SS MX	35	71-2895	Clamp — silencer to exhaust pipe .. .. .	1
H	35	71-2725	Clamp — silencer to exhaust pipe .. .. .	1
T SS MX	36	21-1908	Nut — silencer clamp bolt .. .. .	1
H	36	14-1302	Nut — silencer clamp bolt .. .. .	1
T SS MX		54-8003*	Washer — silencer clamp bolt .. .. .	1
T SS	37	14-2203	Screw — heat shield fixing ( $\frac{1}{4}$ " UN.F. $\times \frac{3}{8}$ ") .. .. .	5
T SS	38	68-0331	Washer — heat shield fixing ( $\cdot 265" \times \cdot 500" \times \cdot 064"$ ) .. .. .	5
T SS H	39	14-0113	Bolt — silencer fixing, lower ( $\frac{5}{16}$ " UN.F. $\times \frac{5}{8}$ ") .. .. .	1
T SS	40	71-2114	Heat shield .. .. .	1
H	41	71-1710	Silencer .. .. .	1
T SS	41	71-2401	Silencer .. .. .	1
MX		71-2901*	Megaphone .. .. .	1
MX		14-0115*	Bolt — megaphone bracket to frame ( $\frac{5}{16}$ " UN.F. $\times \frac{7}{8}$ ") .. .. .	1
MX		02-0370*	Distance piece — megaphone bracket to frame .. .. .	1
MX		14-1302*	Nut — megaphone fixing ( $\frac{5}{16}$ " UN.F.) .. .. .	1
T SS	42	14-0116	Bolt — silencer fixing, top ( $\frac{5}{16}$ " UN.F. $\times 1"$ ) .. .. .	1
T SS	43	15-5155	Washer — silencer fixing ( $\cdot 328" \times \cdot 505" \times \cdot 048"$ ) .. .. .	4
T SS	44	83-4322	Distance piece — silencer top fixing .. .. .	1
T SS	45	14-1302	Nut — silencer fixing ( $\frac{5}{16}$ " UN.F.) .. .. .	2
H		14-0101*	Bolt — silencer to bracket .. .. .	2
H		14-1381*	Locknut — silencer bracket bolt .. .. .	2
T SS H MX	46	82-7387	Adjuster nut — brake rod .. .. .	1
T SS H	47	71-2402	Heat shield — tail pipe .. .. .	1
T SS H	48	40-4080	Distance piece — rear footrest, right .. .. .	1

\*Not illustrated

Plate 12





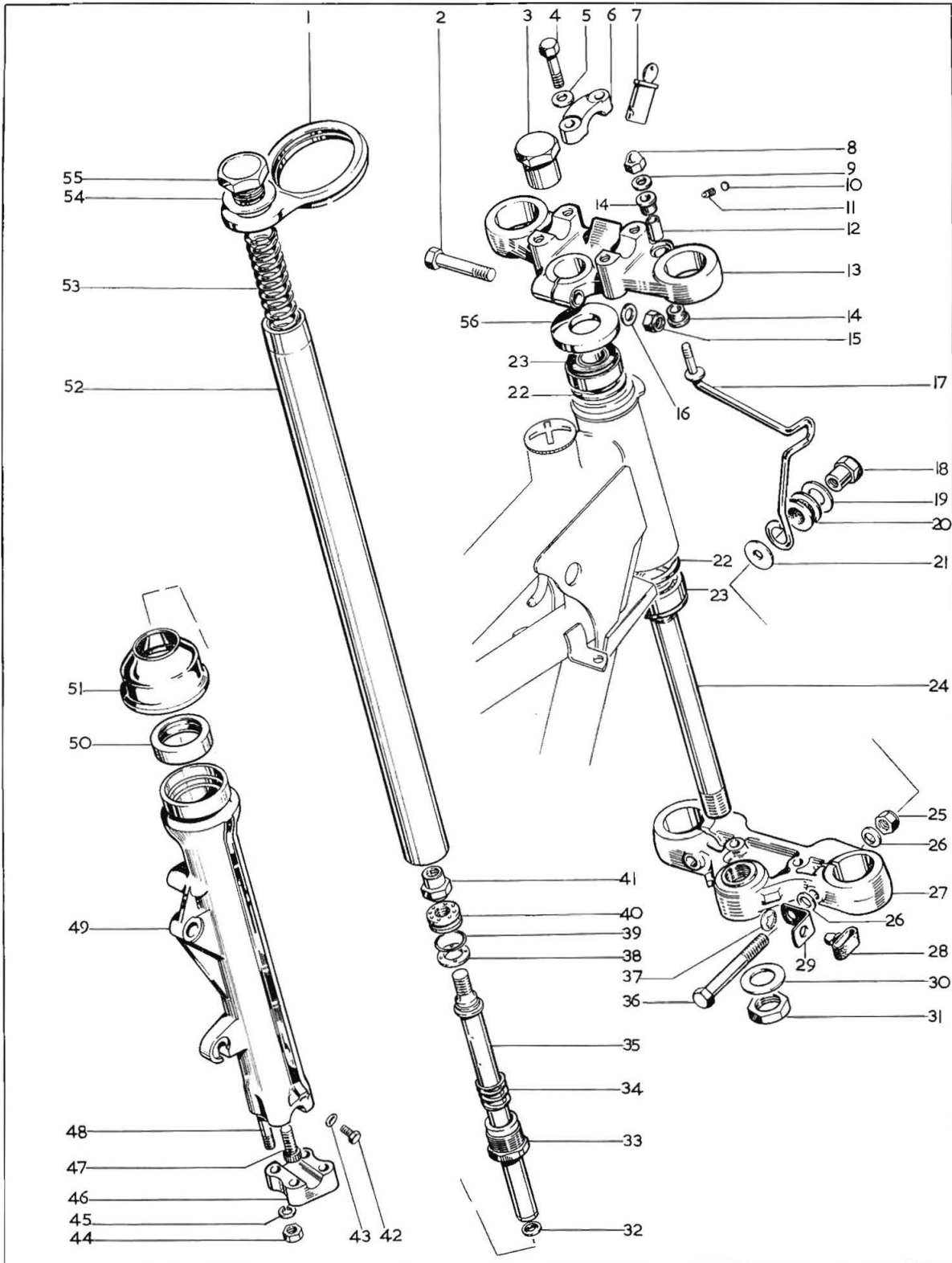
**Plate 12**
**AIR FILTER — SIDECOVERS — OIL PIPES**

Model	Key No.	Spares No.	Description	Per Set
T SS H	1	83-2937	Sidecover — left .. .. .	1
T SS H MX	2	60-2601	Element — air cleaner .. .. .	1
T SS H	3	83-3541	Air filter box .. .. .	1
MX	3	83-3299	Air filter box .. .. .	1
MX		83-3305*	Air filter fixing plate .. .. .	1
MX		40-2705*	Washer — air filter element fixing ( $\cdot 266'' \times \cdot 469'' \times \cdot 064''$ ) .. .. .	1
MX		14-0101*	Bolt — air filter element fixing ( $\frac{1}{4}''$ UN.F. $\times \frac{1}{2}''$ ) .. .. .	1
MX		14-0102*	Bolt — air filter box top fixing ( $\frac{1}{4}''$ UN.F. $\times \frac{5}{8}''$ ) .. .. .	2
MX		60-2427*	Spring washer — top fixing bolt ( $\cdot 281'' \times \cdot 465'' \times \cdot 064''$ ) .. .. .	2
MX		14-0102*	Bolt — bottom fixing ( $\frac{1}{4}''$ UN.F. $\times \frac{5}{8}''$ ) .. .. .	1
MX		14-1301*	Nut — bottom fixing bolt ( $\frac{1}{4}''$ UN.F.) .. .. .	1
MX		76-0101*	Washer — bottom fixing bolt ( $\cdot 266'' \times \cdot 750'' \times \cdot 080''$ ) .. .. .	1
MX		60-3483*	Connecting hose — air filter to carburetter .. .. .	1
MX	4	83-3035	Bracket -- sidecover fixing .. .. .	1
T SS H	4	83-3721	Bracket — sidecover fixing .. .. .	1
T SS H	5	83-3632	Tab washer — front fixing bracket .. .. .	1
T SS H	6	14-0102	Bolt — front fixing bracket ( $\frac{1}{4}''$ UN.F. $\times \frac{5}{8}''$ ) .. .. .	2
T SS H	7	83-2785	Rivet — “Oddie” clip fixing .. .. .	4
T SS H	8	68-9115	“Oddie” clip — sidecover fixing .. .. .	2
T SS H	9	60-3159	“Oddie” fastener .. .. .	2
T SS H	10	60-3536	Clamp -- carburetter hose .. .. .	1
T SS H	11	83-2938	Sidecover — right .. .. .	1
T SS H	12	60-3160	Rubber washer — “Oddie” fastener .. .. .	2
T SS H	13	83-2507	Connecting hose -- air filter to carburetter .. .. .	1
T SS H	14	14-0103	Bolt — air filter box mounting ( $\frac{1}{4}''$ UN.F. $\times \frac{3}{4}''$ ) .. .. .	2
T SS H	15	40-2705	Washer — air filter box mounting ( $\cdot 266'' \times \cdot 469'' \times \cdot 064''$ ) .. .. .	4
T SS H	16	60-3161	Grommet — air filter box mounting, top .. .. .	2
T SS H	17	14-1301	Nut — front fixing bracket ( $\frac{1}{4}''$ UN.F.) .. .. .	2
T SS H	18	27-8560	Washer — front fixing bracket ( $\cdot 255'' \times \cdot 625'' \times \cdot 048''$ ) .. .. .	2
T SS H	19	14-1901*	Nut — air filter element fixing ( $\frac{1}{4}''$ UN.F.) .. .. .	1
T SS H	20	60-2427*	Spring washer — air filter element fixing ( $\cdot 281'' \times \cdot 465'' \times \cdot 092''$ ) .. .. .	1
T SS H	21	29-0541*	Serrated washer — stud and element fixing .. .. .	2
T SS H	22	83-3605	Stud assembly — air filter element fixing .. .. .	1
T SS H	23	14-0401*	Nut — air filter stud fixing ( $\frac{1}{4}''$ UN.F.) .. .. .	1
T SS H	24	83-2006	Grommet — air filter box mounting, lower .. .. .	1
T SS H	24	83-2006	Grommet — sidecover mounting .. .. .	4
T SS H	25	83-3077	Breather pipe — oil reservoir .. .. .	1
T	26	60-3732	Transfer — sidecover .. .. .	2
SS H	26	60-3734	Transfer — sidecover .. .. .	2
T SS H MX	27	40-8331	Fibre washer — frame oil filter .. .. .	1
T SS H MX	28	82-9430	Oil filter -- frame .. .. .	1
T SS H MX	29	40-8322	Oil feed pipe .. .. .	1
T SS H MX	30	40-8323	Nut — oil pipe union .. .. .	1
T SS H MX	31	68-8343	Clamp -- oil pipe .. .. .	4
T SS H MX	32	83-3078	Oil feed pipe — frame to engine .. .. .	1
T SS H MX	33	83-3076	Oil return pipe — engine to frame .. .. .	1
MX		83-3473*	Number plate — left .. .. .	1
MX		83-3474*	Number plate — right .. .. .	1
MX		83-3475*†	Number plate — left .. .. .	1
MX		83-3476*†	Number plate — right .. .. .	1

\*Not illustrated

†Home and General Export

Plate 13



# Plate 13

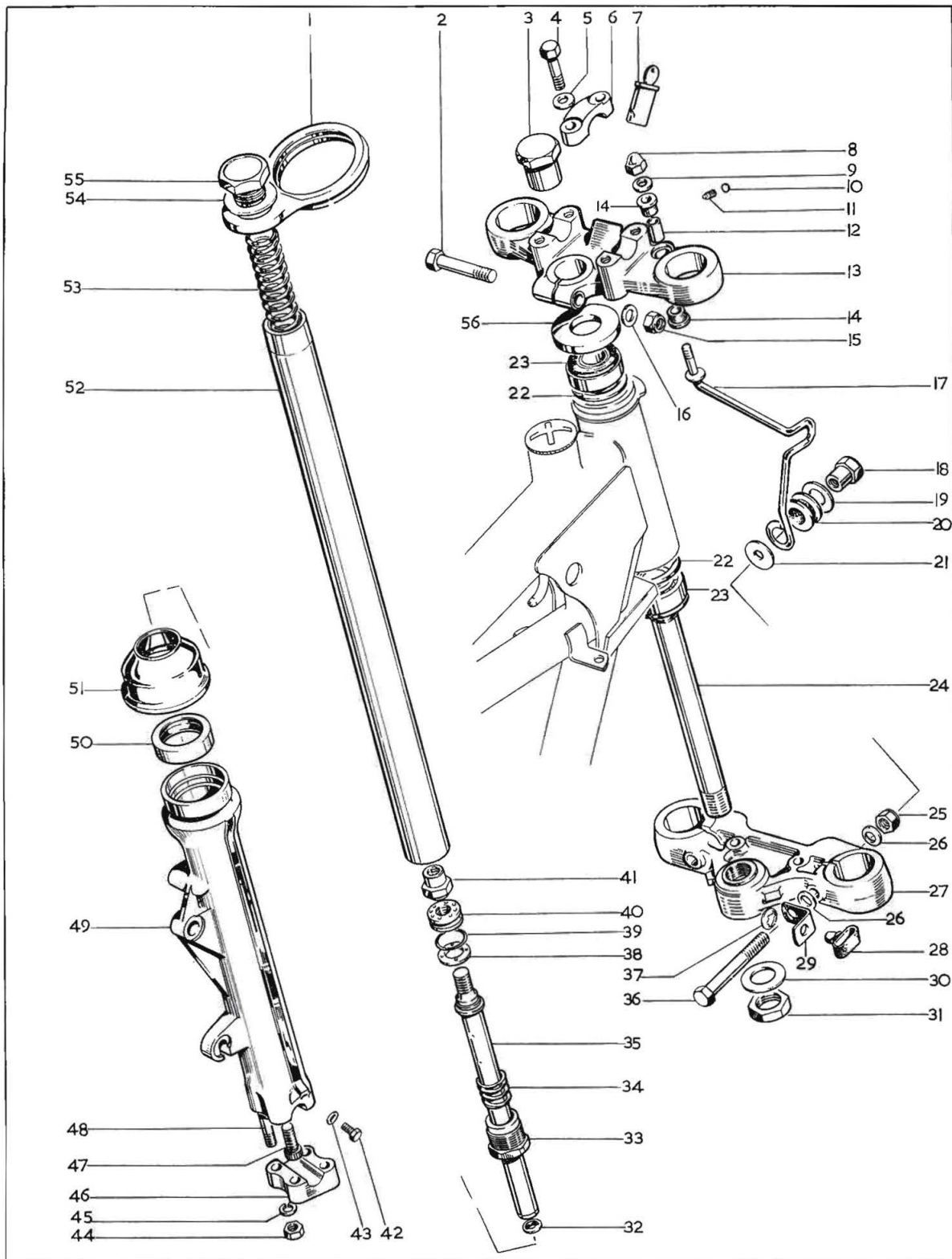
## FRONT FORKS

Model	Key No.	Spares No.	Description	Per Set
T SS H		97-4335	Front fork complete .. .. .	1
MX		97-4336	Front fork complete .. .. .	1
T SS H	1	97-4026	Bracket — speedometer mounting .. .. .	1
T SS H MX	2	14-0236	Pinch bolt — top yoke ( $\frac{3}{8}$ " UN.F. $\times$ 2 $\frac{1}{4}$ ") .. .. .	1
T SS H MX	3	97-4317	Nut — steering stem adjuster .. .. .	1
T SS H MX	4	14-6219	Bolt — handlebar clamp ( $\frac{5}{16}$ " UN.C. $\times$ 1 $\frac{1}{2}$ ") .. .. .	4
T SS H MX	5	42-0157	Washer — handlebar clamp (.330" $\times$ .580" $\times$ .047") .. .. .	4
T SS H MX	6	97-0722	Handlebar clamp .. .. .	2
T SS H	7	68-5050*	Steering lock and key .. .. .	1
T SS H	8	21-1809	Nut — headlamp mounting, top (domed $\frac{1}{4}$ " UN.F.) .. .. .	2
T SS H	9	60-2338	Washer — headlamp mounting, top (.278" $\times$ .625" $\times$ .056") .. .. .	2
T SS H	10	97-2266	Sealing washer — steering lock grub-screw .. .. .	1
T SS H	11	21-0578	Grub screw — steering lock locating .. .. .	1
T SS H	12	83-2211	Distance piece — headlamp mounting bushes .. .. .	2
T SS H	13	97-4115	Top yoke complete with lock and key .. .. .	1
MX	13	97-3985	Top yoke .. .. .	1
T SS H	14	83-2209	Rubber bush — headlamp mounting .. .. .	4
T SS H MX	15	14-1303	Nut — top yoke pinch bolt ( $\frac{3}{8}$ " UN.F.) .. .. .	1
T SS H MX	16	02-2138	Washer — top yoke pinch bolt (.280" $\times$ .750" $\times$ .064") .. .. .	1
T SS H	17	97-4048	Bracket — headlamp mounting, left .. .. .	1
T SS H	17	97-4050	Bracket — headlamp mounting, right .. .. .	1
T SS H	18	21-2062	Sleeve nut — headlamp mounting bracket .. .. .	2
T SS H	19	60-2333	Washer — sleeve nut (.520" $\times$ 1.00" $\times$ .056") .. .. .	2
T SS H	20	60-2630	Grommet — sleeve nut, headlamp mounting bracket .. .. .	2
T SS H	21	82-9046	Washer — sleeve nut (.375" $\times$ 1.00" $\times$ .064") .. .. .	2
T SS H MX	22	83-2007	Abutment ring — steering head bearing .. .. .	2
T SS H MX	23	97-4031	Taper roller bearing — steering head (Timken LM11949L) .. .. .	2
T SS H MX	24	97-4319	Steering stem .. .. .	1
T SS H MX	25	14-1203	Nut — bottom yoke pinch bolt ( $\frac{3}{8}$ " UN.F.) .. .. .	2
T SS H MX	26	02-2138	Washer — bottom yoke pinch bolt (.280" $\times$ .750" $\times$ .064") .. .. .	4
T SS H MX	27	97-3987	Bottom yoke .. .. .	1
T SS H MX	28	97-2270	Retainer — brake cable .. .. .	1 or 2
T SS H MX	29	97-3682	Bracket — brake cable retainer .. .. .	1 or 2
SS H	30	60-2336	Washer — steering stem (.781" $\times$ 1.50" $\times$ .072") .. .. .	1
T SS H MX	31	14-7308	Locknut — steering stem ( $\frac{3}{4}$ " UN.C.) .. .. .	1

\*See page 2 for details of replacement keys



Plate 13—continued

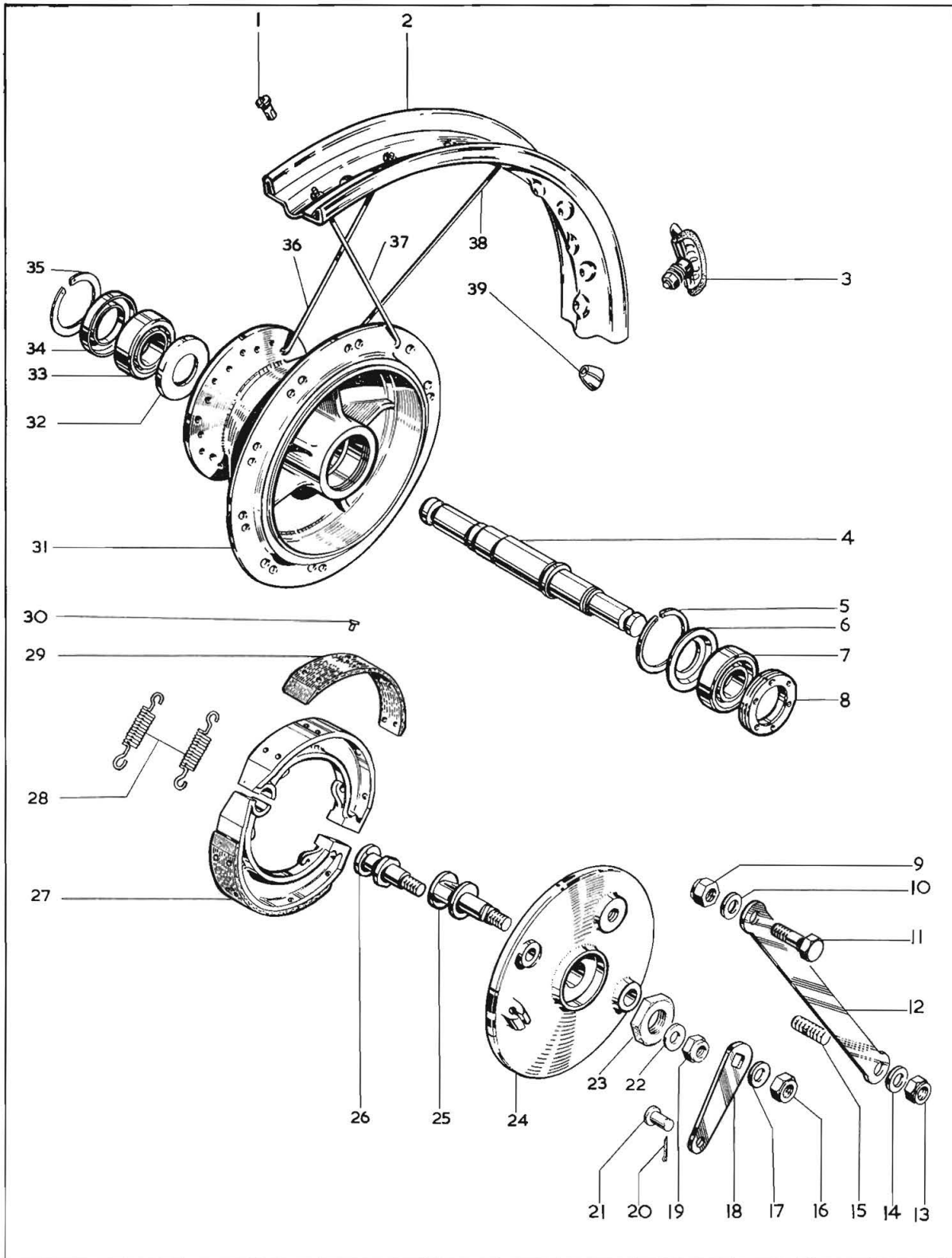




# Plate 13—continued

## FRONT FORKS

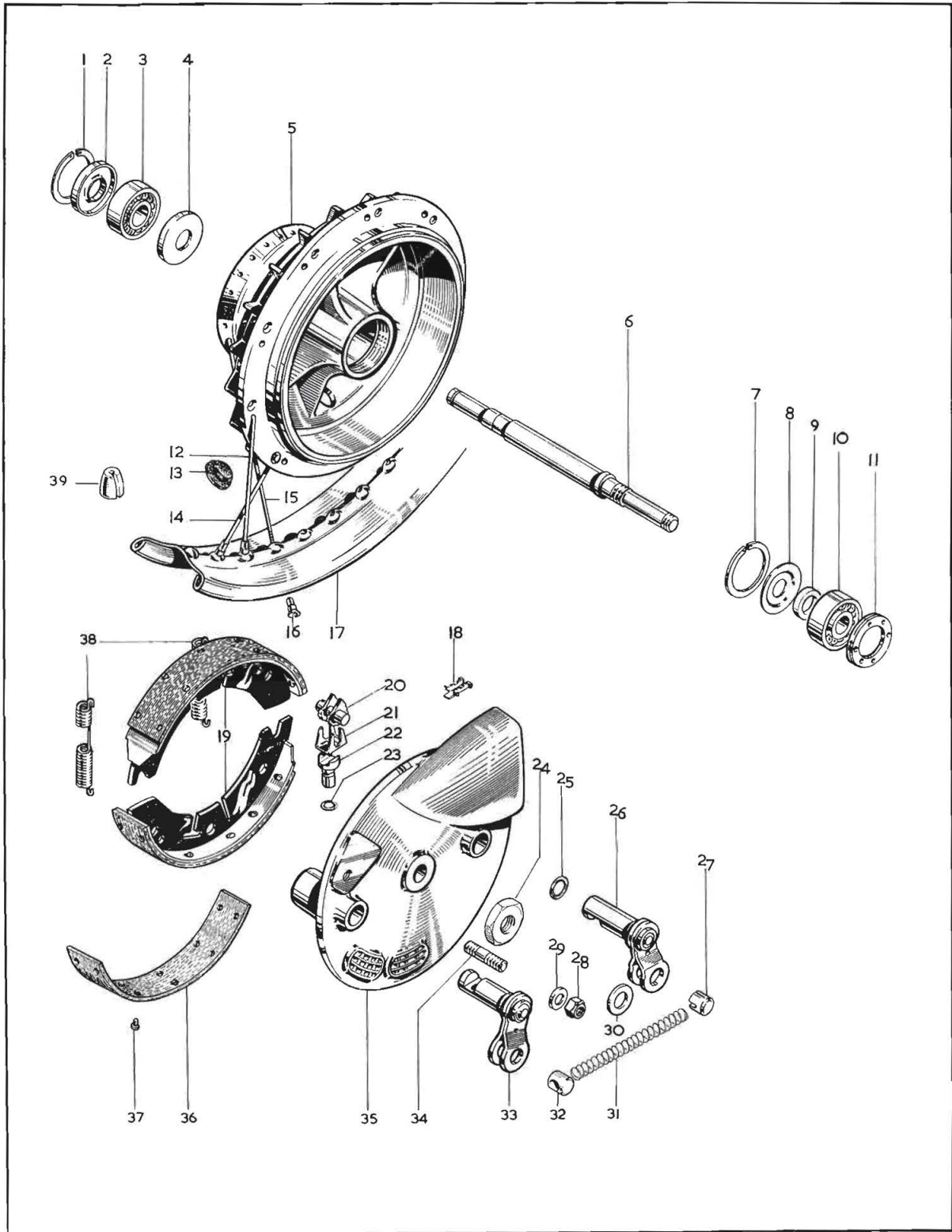
Model	Key No.	Spares No.	Description	Per Set
T SS H MX	32	97-4004	Washer — damper tube (Dowty) .. .. .	2
T SS H MX	33	97-4076	Stanchion end plug complete .. .. .	2
T SS H MX	34	97-4009	Recoil spring .. .. .	2
T SS H MX	35	97-3996	Damper tube complete .. .. .	2
T SS H	36	14-0240	Bolt — bottom yoke pinch bolt ( $\frac{3}{8}$ " UN.F. $\times$ $3\frac{1}{4}$ ") .. .. .	2
MX	36	14-0239	Bolt — bottom yoke pinch bolt ( $\frac{3}{8}$ " UN.F. $\times$ 3") .. .. .	2
T SS H	37	82-8245	Star lockwasher — brake cable retainer .. .. .	1 or 2
T SS H MX	38	97-4010	Washer — damper .. .. .	2
T SS H MX	39	97-4003	"O" ring — damper valve .. .. .	2
T SS H MX	40	97-4020	Valve — damper .. .. .	2
T SS H MX	41	97-4012	Nut — damper valve .. .. .	2
T SS H MX	42	97-3894	Drain screw — outer member .. .. .	2
T SS H MX	43	97-3893	Fibre washer — drain screw .. .. .	2
T SS H MX	44	14-0302	Nut — fork end cap ( $\frac{5}{16}$ " UN.F.) .. .. .	8
T SS H MX	45	60-2428	Spring washer — fork end cap ( $\cdot 344$ " $\times$ $\cdot 600$ " $\times$ $\cdot 064$ ") .. .. .	8
T SS H MX	46	97-3947	Fork end cap .. .. .	2
T SS H MX	47	14-1019	Allen screw — damper tube ( $\frac{5}{16}$ " UN.F. $\times$ $\frac{7}{8}$ ") .. .. .	2
T SS H MX	48	21-2102	Stud — fork end cap ( $\frac{5}{16}$ " UN.F./UN.C. $\times$ $1\frac{7}{8}$ ") .. .. .	8
T SS H MX	49	97-4032	Outer member complete — right .. .. .	1
T SS H MX	49	97-4033	Outer member complete — left .. .. .	1
T SS H MX	50	97-4001	Oil seal — outer member .. .. .	2
T SS H MX	51	97-4002	Scraper sleeve — outer member .. .. .	2
T SS H MX	52	97-4007	Fork stanchion .. .. .	2
T SS H MX	53	97-4011	Main spring .. .. .	2
T SS H MX	54	97-4166	Washer — top cap nut .. .. .	2
T SS H MX	55	97-4258	Nut — top cap .. .. .	2
T SS H MX	56	97-4028	Dust cover — steering head .. .. .	1



## FRONT WHEEL (6" Brake)

Model	Key No.	Spares No.	Description	Per Set
T	MX	37-3791	Front wheel, less brake	1
T	MX	37-3792	Front wheel, with brake	1
T	MX	1 27-6810	Spoke nipple	40
T	MX	2 37-3795	Wheel rim (WM1 × 20)	1
T	MX	3 37-3584	Security bolt	1
T	MX	4 37-3796	Wheel spindle	1
T	MX	5 60-2632	Circlip — grease retainer, right	1
T	MX	6 37-3797	Grease retainer — right	1
T	MX	7 37-0653	Bearing (Hoffmann 120)	1
T	MX	8 37-3759	Lock ring — bearing, right	1
T	MX	9 14-1304	Locknut — anchor strap, at fork leg ( $\frac{7}{16}$ " UN.F.)	1
T	MX	10 60-2332	Washer — anchor strap, at fork leg ( $\cdot 458"$ × $\cdot 875"$ × $\cdot 048"$ )	1
T	MX	11 14-0134	Bolt — anchor strap, at fork leg ( $\frac{7}{16}$ " UN.F. × $1\frac{1}{4}"$ )	1
T	MX	12 83-2660	Anchor strap	1
T	MX	13 14-1304	Locknut — anchor strap, at brake plate ( $\frac{7}{16}$ " UN.F.)	1
T	MX	14 60-2332	Washer — nut, anchor strap, at brake plate ( $\cdot 458"$ × $\cdot 875"$ × $\cdot 048"$ )	1
T	MX	15 21-2063	Stud — anchor strap, at brake plate	1
T	MX	16 14-1303	Locknut — brake lever ( $\frac{3}{8}$ " UN.F.)	1
T	MX	17 60-2331	Washer — nut, brake lever ( $\cdot 395"$ × $\cdot 750"$ × $\cdot 048"$ )	1
T	MX	18 37-3694	Brake lever	1
T	MX	19 14-1303	Locknut — fulcrum pin ( $\frac{3}{8}$ " UN.F.)	1
T	MX	20 60-2683	Split pin — brake cable pivot	1
T	MX	21 42-5836	Pivot pin — front brake cable	1
T	MX	22 60-2331	Washer — nut, fulcrum pin ( $\cdot 395"$ × $\cdot 750"$ × $\cdot 048"$ )	1
T	MX	23 37-2058	Locknut — brake anchor plate	1
T	MX	24 37-3704	Brake anchor plate	1
T	MX	25 37-3799	Brake cam	1
T	MX	26 37-3798	Fulcrum pin	1
T	MX	27 37-3804	Brake shoe complete	2
T	MX	28 65-5904	Spring — brake shoe return	2
T	MX	29 19-7707	Lining — brake shoe	2
T	MX	30 29-5853	Rivet — brake shoe lining	16
T	MX	31 37-3793	Hub complete with spindle and bearings	1
T	MX	32 37-1481	Grease retainer — left, inner	1
T	MX	33 37-0653	Bearing (Hoffmann 120)	1
T	MX	34 37-1237	Grease retainer — left, outer	1
T	MX	35 57-0280	Circlip — grease retainer, left	1
T	MX	36 37-3697	Spoke — left	20
T	MX	37 37-3696	Spoke — outer, right	10
T	MX	38 37-3695	Spoke — inner, right	10
T	MX	39 37-3969	Balance weight — short	as reqd.
T	MX	39 37-3970	Balance weight — long	as reqd.

Plate 15

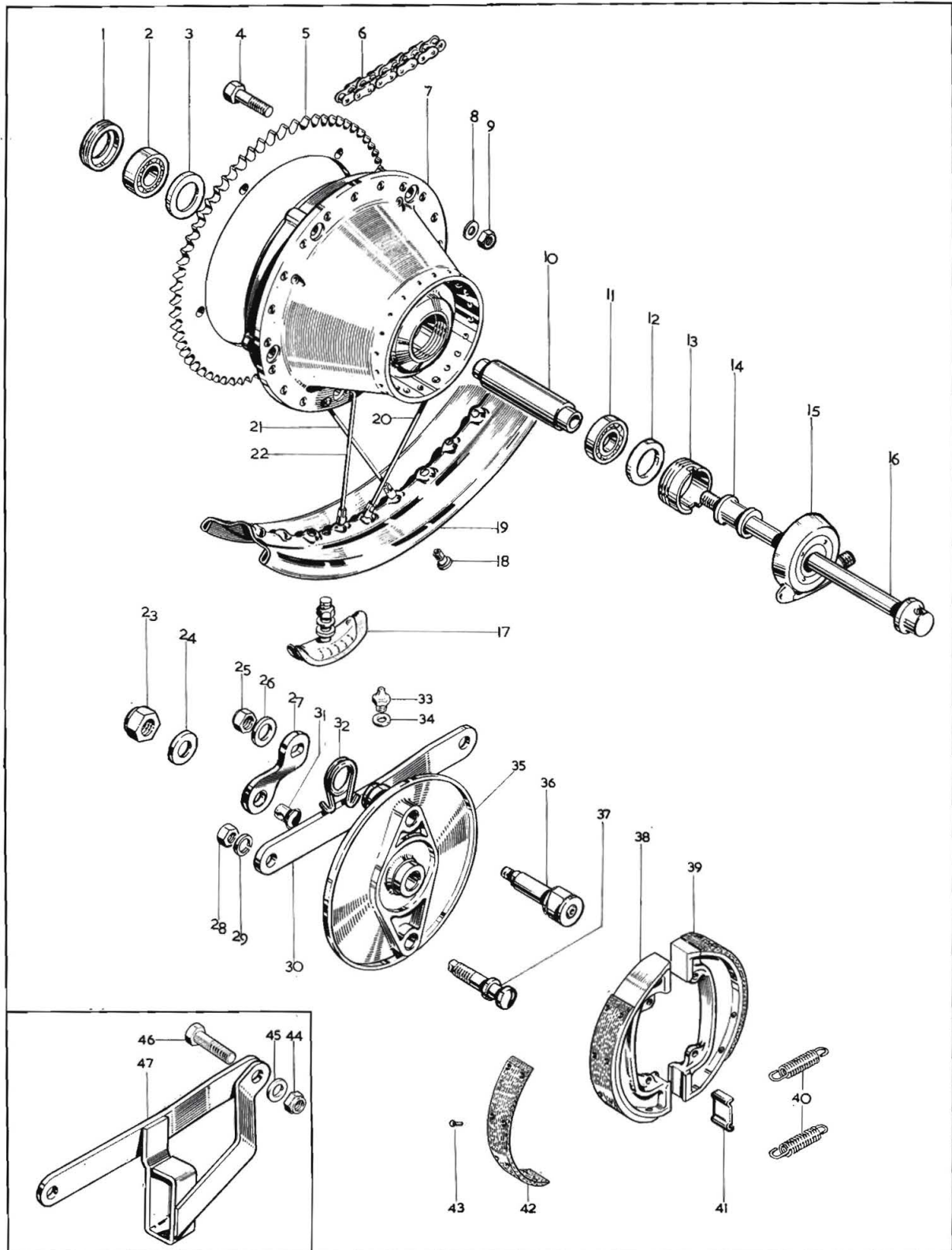




**Plate 15**
**FRONT WHEEL (8" Brake)**

Model	Key No.	Spares No.	Description	Per Set
SS H		37-3735	Front wheel, less brake .. .. .	1
SS H	1	57-0280	Circlip — grease retainer, left .. .. .	1
SS H	2	37-1237	Grease retainer — left, outer .. .. .	1
SS H	3	37-0653	Bearing (Hoffmann 120) .. .. .	1
SS H	4	37-1481	Grease retainer — left, inner .. .. .	1
SS H	5	37-3848	Hub complete with spindle and bearings .. .. .	1
SS H	6	37-3796	Wheel spindle .. .. .	1
SS H	7	60-2632	Circlip — grease retainer, right .. .. .	1
SS H	8	37-3797	Grease retainer — right .. .. .	1
SS H	9	37-3932	Distance piece — wheel spindle, right bearing, inner .. .. .	1
SS H	10	37-0653	Bearing (Hoffmann 120) .. .. .	1
SS H	11	37-3759	Lockring — bearing .. .. .	1
SS H	12	37-3817	Spoke — right, outer .. .. .	10
SS H	13	60-3669	Grommet — brake drum .. .. .	1
SS H	14	37-3816	Spoke — right, inner .. .. .	10
SS H	15	37-3726	Spoke — left .. .. .	20
SS H	16	27-6810	Spoke nipple .. .. .	40
SS H	17	37-3785	Wheel rim (WM2×18) .. .. .	1
SS H	18	19-7743	Abutment — Micram adjuster (Lockheed 25241) .. .. .	2
SS H	19	19-7744	Brake shoe complete (Lockheed 4523-166) .. .. .	2
SS H	20	19-7742	Micram adjuster (Lockheed 3135-514) .. .. .	2
SS H	21	19-7741	Cage — brake adjuster (Lockheed 25253) .. .. .	2
SS H	22	37-3762	Tappet — brake cam .. .. .	2
SS H	23	37-3761	“O” ring — brake tappet .. .. .	2
SS H	24	37-2058	Locknut — wheel spindle .. .. .	1
SS H	25	60-2639	“O” ring — brake cam .. .. .	2
SS H	26	37-3987	Brake lever — front .. .. .	1
SS H	27	37-3996	Bush — cable to levers, front .. .. .	1
SS H	28	14-1303	Nut — anchor plate to fork ( $\frac{3}{8}$ " UN.F.) .. .. .	1
SS H	29	60-2340	Washer — anchor plate to fork ( $\cdot 395" \times \cdot 875" \times \cdot 048"$ ) .. .. .	1
SS H	30	67-0645	Washer — cable to lever bush ( $\cdot 578" \times \cdot 875" \times \cdot 064"$ ) .. .. .	2
SS H	31	37-4014	Return spring — brake levers .. .. .	1
SS H	32	37-3986	Brake lever — rear .. .. .	1
SS H	33	14-1635	Stud — anchor plate to fork leg ( $\frac{3}{8}$ " UN.C./UN.F. $\times 1\frac{3}{4}"$ ) .. .. .	1
SS H	34	37-3655	Brake anchor plate .. .. .	1
SS H	35	19-7466	Lining — brake shoe .. .. .	2
SS H	36	19-7467	Rivet — brake shoe .. .. .	10
SS H	37	37-3997	Bush — cable to lever, rear .. .. .	1
SS H	38	19-7745	Spring — brake shoe return .. .. .	2
SS H	39	37-3969	Balance weight — short .. .. .	as reqd.
SS H	39	37-3970	Balance weight — long .. .. .	as reqd.

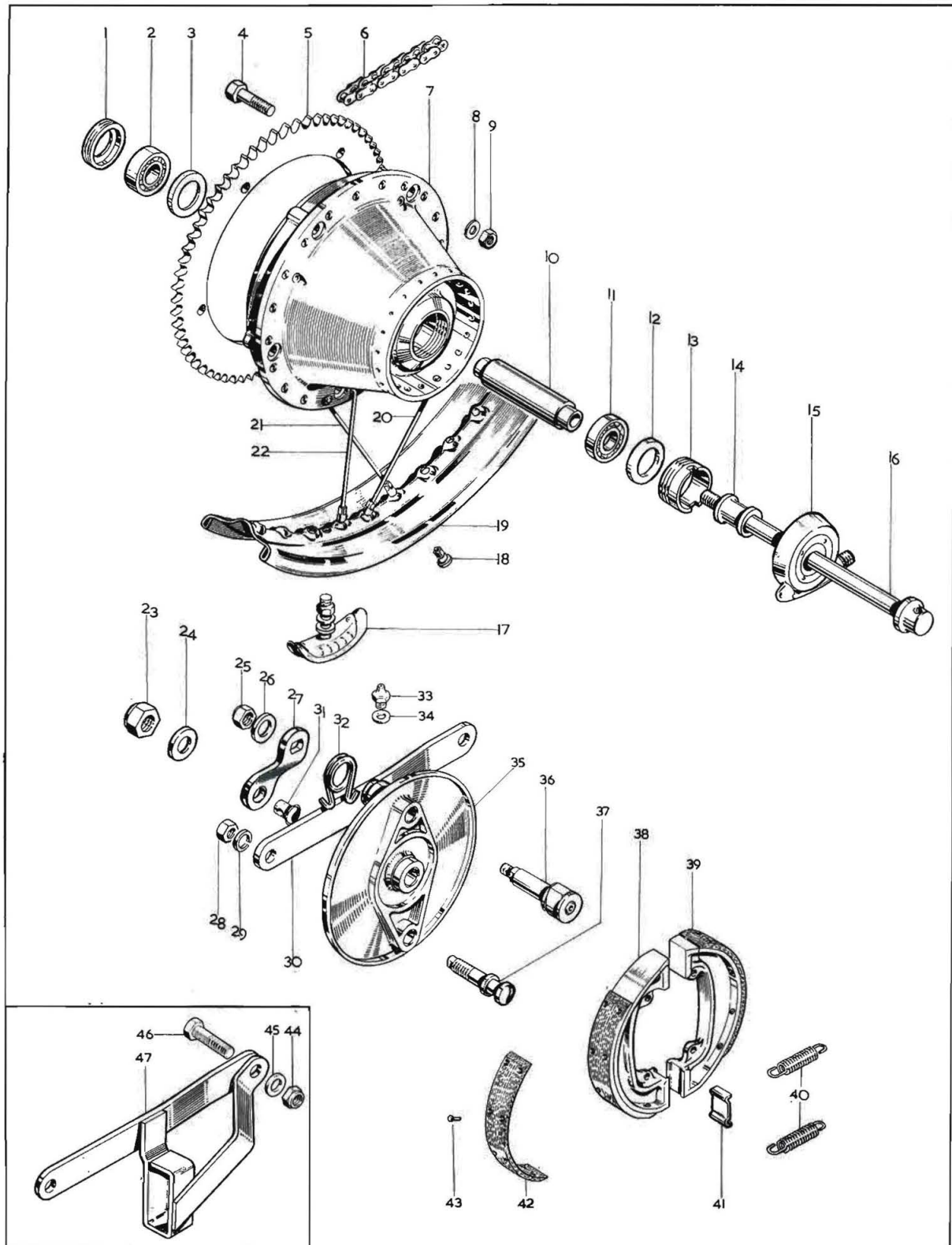
Plate 16



Model	Key No.	Spares No.	Description	Per Set
T		37-3958	Rear wheel, less brake .. .. .	1
SS H		37-3957	Rear wheel, less brake .. .. .	1
MX		37-3959	Rear wheel, less brake .. .. .	1
T		37-3780	Rear wheel, with brake .. .. .	1
SS H		37-3991	Rear wheel, with brake .. .. .	1
MX		37-3960	Rear wheel, with brake .. .. .	1
T SS H MX	1	37-3752	Lockring — left bearing .. .. .	1
T SS H	2	37-0653	Bearing — left (Hoffmann 120) .. .. .	1
MX	2	37-1340	Bearing — left (Hoffmann 120RS) .. .. .	1
T SS H MX	3	37-3749	Support ring — left .. .. .	1
T SS H MX	4	14-0207	Bolt — sprocket fixing ( $\frac{1}{4}$ " UN.F. $\times$ 2") .. .. .	5
SS H	5	37-3992	Sprocket — 47 teeth .. .. .	1
T MX	5	37-3741	Sprocket — 52 teeth .. .. .	1
T	6	19-8701	Chain — rear ( $\frac{5}{8}$ " $\times$ $\frac{1}{4}$ " $\times$ 107 pitches) .. .. .	1
SS H	6	19-8711	Chain — rear ( $\frac{5}{8}$ " $\times$ $\frac{1}{4}$ " $\times$ 105 pitches) .. .. .	1
MX	6	19-8698	Chain — rear ( $\frac{5}{8}$ " $\times$ $\frac{1}{4}$ " $\times$ 106 pitches) .. .. .	1
T SS H	7	37-3907	Hub complete with spindle and bearings .. .. .	1
MX	7	37-3908	Hub complete with spindle and bearings .. .. .	1
T SS H MX	8	60-2320	Washer — sprocket fixing ( $\cdot 270$ " $\times$ $\cdot 562$ " $\times$ $\cdot 056$ ") .. .. .	5
T SS H MX	9	14-1301	Nut — sprocket fixing ( $\frac{1}{4}$ " UN.F.) .. .. .	5
T SS H MX	10	37-3753	Spacer — bearing .. .. .	1
T SS H	11	37-0653	Bearing — right (Hoffmann 120) .. .. .	1
MX	11	37-1340	Bearing — right (Hoffmann 120RS) .. .. .	1
T SS H	12	37-1654	Grease retainer — right .. .. .	1
MX	12	37-3909	Grease retainer assembly — right .. .. .	1
T SS H MX	13	37-3751	Ring — speedometer drive .. .. .	1
T SS H	14	37-3750	Distance piece — speedometer drive .. .. .	1
T	15	19-9224	Speedometer drive gearbox 21/10 (BG5330/104) .. .. .	1
SS H	15	19-9223	Speedometer drive gearbox 2/1 (BG5330/24) .. .. .	1
T SS H MX	16	37-3977	Spindle — rear wheel .. .. .	1
T MX	17	37-3468	Security bolt .. .. .	2
T SS H MX	18	27-6810	Spoke nipple .. .. .	40
T MX	19	37-3784	Rim (WM3 $\times$ 18) .. .. .	1
SS H	19	37-3785	Rim (WM2 $\times$ 18) .. .. .	1
T SS H MX	20	37-3726	Spoke — right .. .. .	20
T SS H MX	21	37-3725	Spoke — left, outer .. .. .	10



Plate 16—continued

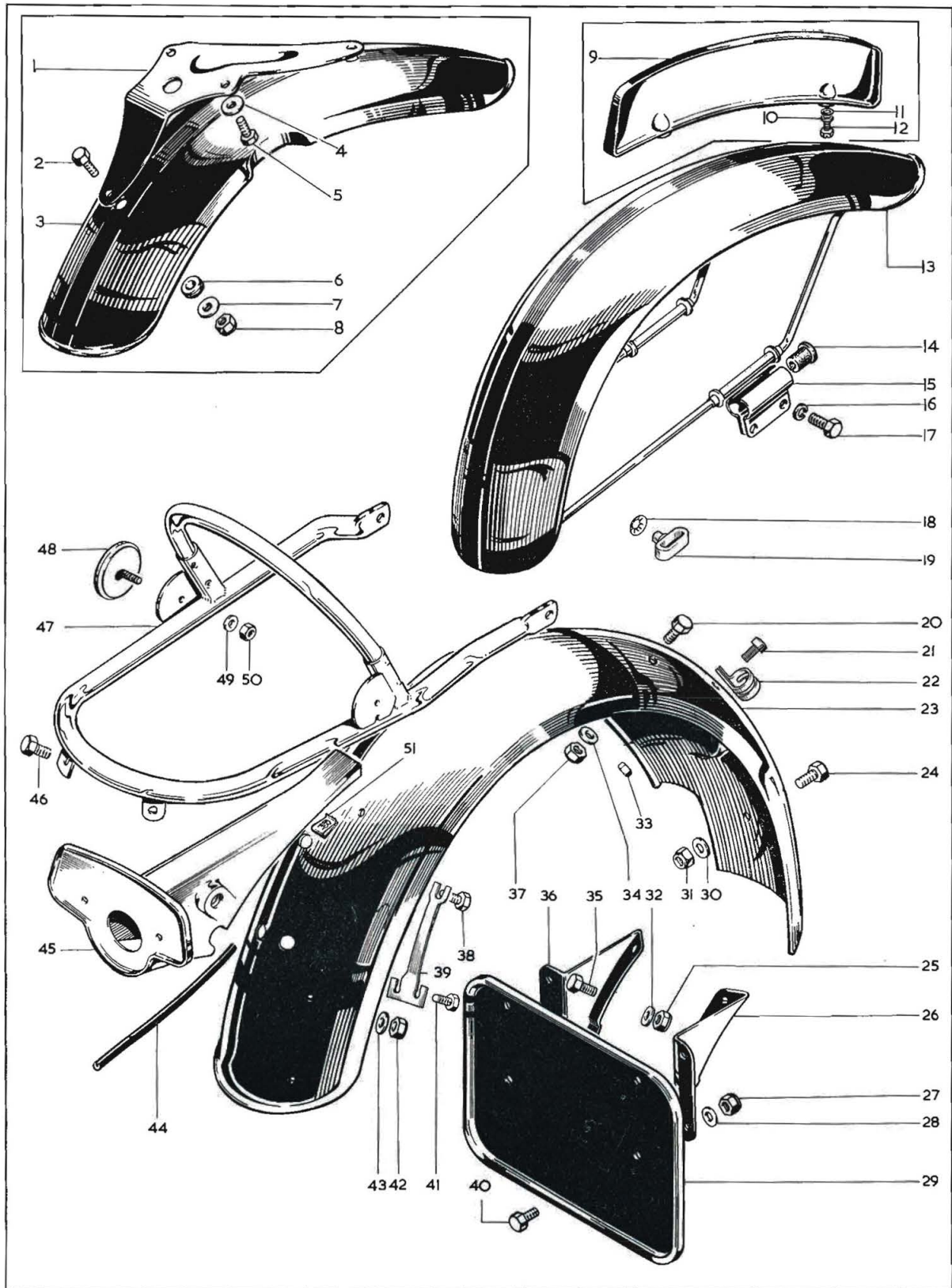




## REAR WHEEL — CHAIN GUIDE

Model	Key No.	Spares No.	Description	Per Set
T SS H MX	22	37-3724	Spoke — left, inner .. .. .	10
T SS H MX	23	14-1307	Nut — wheel spindle ( $\frac{5}{8}$ " UN.F.) .. .. .	1
T SS H MX	24	83-2266	Washer — wheel spindle .. .. .	1
T SS H MX	25	14-1303	Nut — brake lever ( $\frac{3}{8}$ " UN.F.) .. .. .	1
T SS H MX	26	60-2331	Washer — brake lever ( $\cdot 395" \times \cdot 750" \times \cdot 048"$ ) .. .. .	1
T MX	27	37-3877	Brake lever .. .. .	1
SS H	27	37-4034	Brake lever .. .. .	1
T SS H MX	28	14-0305	Nut — torque arm to brake pivot ( $\frac{1}{2}$ " UN.F.) .. .. .	1
T SS H MX	29	60-2431	Spring washer — torque arm to brake pivot ( $\cdot 531" \times \cdot 851" \times \cdot 092"$ ) .. .. .	1
H	30	83-3523	Torque arm .. .. .	1
T SS H MX	31	37-1467	Pivot pin — brake rod .. .. .	1
T MX	32	37-3880	Spring — brake lever return .. .. .	1
SS H	32	37-4049	Spring — brake lever return .. .. .	1
T SS H MX	33	60-1841	Grease nipple — brake anchor plate .. .. .	1
T SS H MX	34	24-1088	Fibre washer — grease nipple .. .. .	1
T SS H MX	35	37-3857	Brake anchor plate .. .. .	1
T SS H MX	36	37-3872	Brake cam .. .. .	1
T SS H MX	37	37-3870	Brake pivot .. .. .	1
T SS H MX	38	37-3925	Brake shoe complete — leading .. .. .	1
T SS H MX	39	37-3926	Brake shoe complete — trailing .. .. .	1
T SS H MX	40	37-2328	Spring — brake shoe .. .. .	2
T SS H MX	41	37-4071	Brake pivot pad .. .. .	2
T SS H MX	42	19-7740	Brake shoe lining .. .. .	2
T SS H MX	43	42-5840	Rivet — brake shoe .. .. .	16
MX	44	14-1303	Nut — torque arm fixing ( $\frac{3}{8}$ " UN.F.) .. .. .	1
MX	45	40-0157	Washer — torque arm fixing ( $\cdot 391" \times \cdot 781" \times \cdot 031"$ ) .. .. .	1
MX	46	14-0126	Bolt — torque arm fixing ( $\frac{3}{8}$ " UN.F. $\times \frac{3}{4}$ ") .. .. .	1
T SS MX	47	83-4218	Torque arm and chain guide assembly .. .. .	1

Plate 17

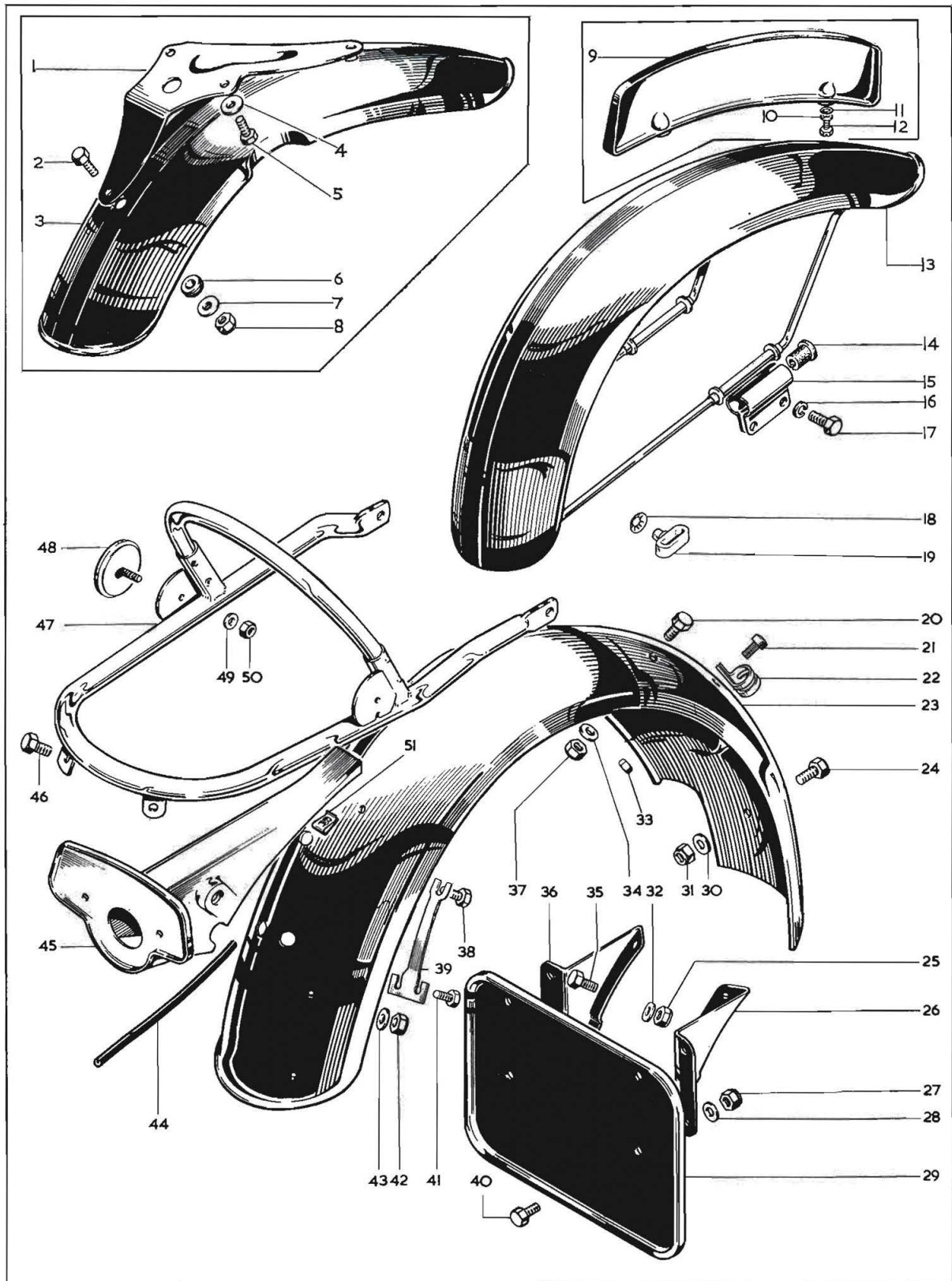


## MUDGUARDS — HANDRAIL

Model	Key No.	Spares No.	Description	Per Set
T	MX	1	97-4075 Bracket — front mudguard .. .. .	1
T	MX	2	14-0114 Bolt — front mudguard fixing ( $\frac{5}{16}$ " UN.F. $\times \frac{3}{4}$ ") .. .. .	2
T		3	97-4333 Front mudguard .. .. .	1
	MX	3	97-4072 Front mudguard .. .. .	1
T	MX	4	60-2348 Washer — front mudguard bracket mounting ( $\cdot 333$ " $\times \cdot 750$ " $\times \cdot 048$ ") .. .. .	2
T	MX	5	14-6114 Bolt — front mudguard bracket mounting ( $\frac{5}{16}$ " UN.C. $\times \frac{3}{4}$ ") .. .. .	2
T	MX	6	60-3242 Grommet — front mudguard fixing .. .. .	2
T	MX	7	60-2348 Washer — front mudguard fixing ( $\cdot 333$ " $\times \cdot 750$ " $\times \cdot 048$ ") .. .. .	2
T	MX	8	14-1302 Locknut — front mudguard fixing ( $\frac{5}{16}$ " UN.F.) .. .. .	2
	H	9	83-2834 Front number plate .. .. .	1
	H	10	90-6219 Washer — front number plate fixing .. .. .	2
	H	11	68-0597 "O" ring — front number plate fixing .. .. .	2
	H	12	40-3044 Screw — front number plate fixing .. .. .	2
	H	13	97-4127 Front mudguard .. .. .	1
SS		13	97-4052 Front mudguard .. .. .	1
SS H		14	97-4021 Rubber bush — front mudguard mounting .. .. .	4
SS H		15	97-4022 Bracket — front mudguard mounting .. .. .	4
SS H		16	60-2427 Washer — front mudguard mounting .. .. .	4
SS H		17	14-0103 Bolt — front mudguard mounting ( $\frac{1}{4}$ " UN.F. $\times \frac{3}{4}$ ") .. .. .	4
SS H		18	82-8245 Star lockwasher .. .. .	1
SS H		19	97-2270 Retainer — front brake cable .. .. .	1
T SS H		20	14-0101 Bolt — rear mudguard to frame ( $\frac{1}{4}$ " UN.F. $\times \frac{1}{2}$ ") .. .. .	4
T SS H MX		21	97-3894 Screw — breather pipe clip (2 B.A. $\times 21/64$ ") .. .. .	1
T SS H MX		22	83-4123 "P" clip — breather pipe .. .. .	1
T		23	83-4318 Rear mudguard .. .. .	1
	SS H	23	83-4092 Rear mudguard .. .. .	1
	MX	23	83-2934 Rear mudguard .. .. .	1
T SS H MX		24	14-0101 Bolt — rear mudguard fixing ( $\frac{1}{4}$ " UN.F. $\times \frac{1}{2}$ ") .. .. .	1
T SS H		25	14-1301 Nut — bracket to rear mudguard, lower ( $\frac{1}{4}$ " UN.F.) .. .. .	2
	H	26	83-2728 Bracket — rear number plate mounting, right .. .. .	1
	H	27	14-1301 Nut — rear number plate mounting ( $\frac{1}{4}$ " UN.F.) .. .. .	4
	H	28	60-2329 Washer — rear number plate mounting ( $\cdot 270$ " $\times \cdot 562$ " $\times \cdot 036$ ") .. .. .	4
	H	29	83-2726 Rear number plate .. .. .	1
T SS H MX		30	27-8560 Washer — rear mudguard fixing ( $\cdot 255$ " $\times \cdot 625$ " $\times \cdot 048$ ") .. .. .	1
T SS H MX		31	14-1301 Nut — rear mudguard fixing ( $\frac{1}{4}$ " UN.F.) .. .. .	1
T SS H		32	60-2329 Washer — rear number plate bracket fixing, lower ( $\cdot 270$ " $\times \cdot 562$ " $\times \cdot 036$ ") .. .. .	2



Plate 17—continued



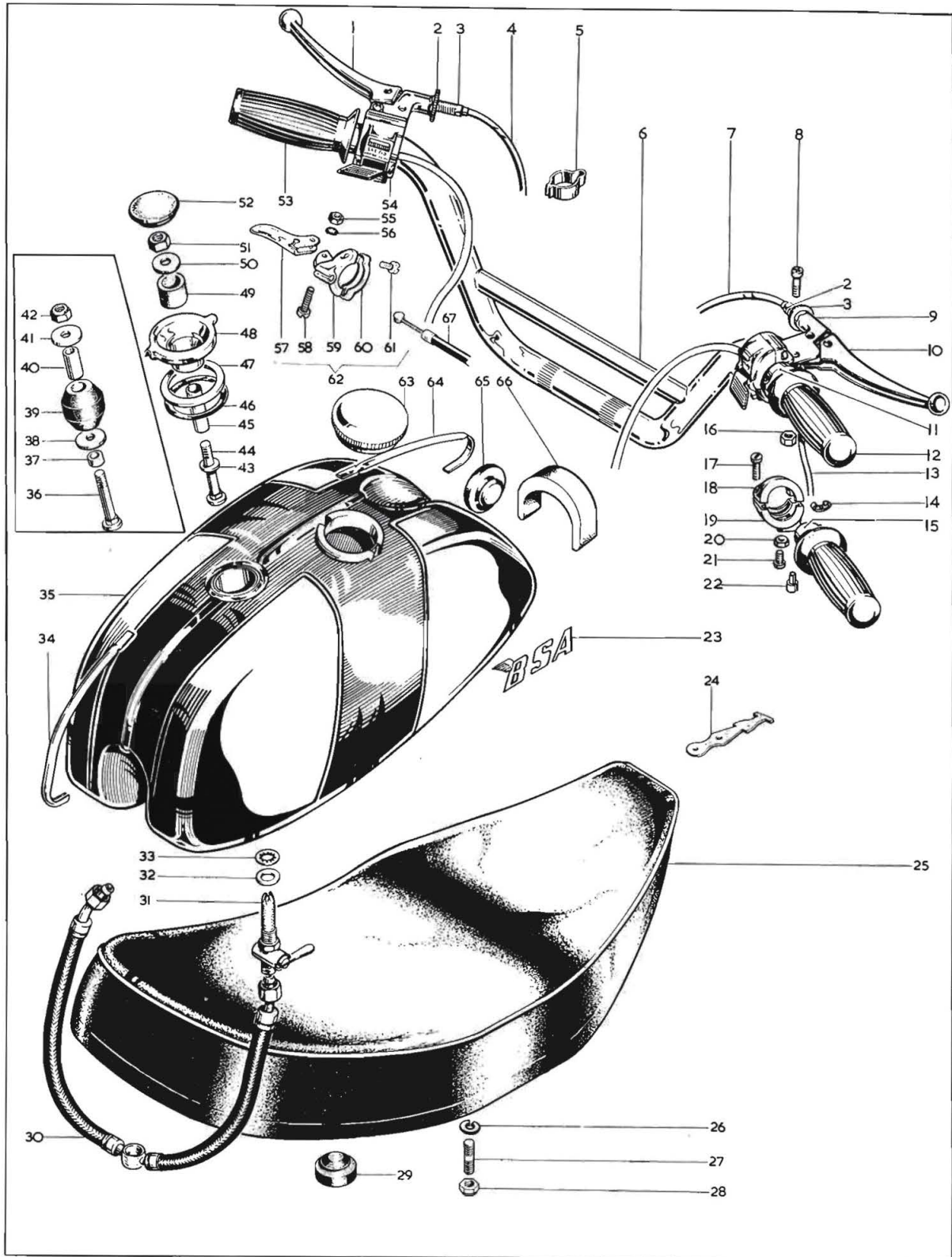
## MUDGUARDS — HANDRAIL

Model	Key No.	Spares No.	Description	Per Set
MX		60-3370*	Grommet — rear mudguard .. .. .	5
MX		14-0103*	Bolt — mudguard fixing ( $\frac{1}{4}$ " UN.F. $\times$ $\frac{3}{4}$ ") .. .. .	5
MX		60-2347*	Washer — mudguard fixing ( $\cdot 270$ " $\times$ $\cdot 625$ " $\times$ $\cdot 040$ ") .. .. .	5
MX		14-1301*	Nut — mudguard fixing ( $\frac{1}{4}$ " UN.F.) .. .. .	5
T SS H MX	33	82-4717	Nut — breather pipe clip (2 B.A.) .. .. .	1
T SS H	34	27-8560	Washer — rear mudguard mounting ( $\cdot 255$ " $\times$ $\cdot 625$ " $\times$ $\cdot 048$ ") .. .. .	4
T SS H	35	14-0101	Bolt — rear number plate fixing, lower ( $\frac{1}{4}$ " UN.F. $\times$ $\frac{1}{2}$ ") .. .. .	2
T SS H	36	83-2727	Bracket — rear number plate mounting, left .. .. .	1
T SS H	37	14-1301	Nut — mudguard mounting ( $\frac{1}{4}$ " UN.F.) .. .. .	4
T SS H	38	14-6101	Bolt — rear lamp mounting, front fixing ( $\frac{1}{4}$ " UN.C. $\times$ $\frac{1}{2}$ ") .. .. .	1
T SS H	39	83-3254	Triple "C" washer — rear lamp mounting .. .. .	1
H	40	14-0101	Bolt — rear number plate fixing ( $\frac{1}{4}$ " UN.F. $\times$ $\frac{1}{2}$ ") .. .. .	4
T SS H	41	14-0101	Bolt — rear lamp mounting, rear fixing ( $\frac{1}{4}$ " UN.F. $\times$ $\frac{1}{2}$ ") .. .. .	2
T SS H	42	14-1301	Nut — support rail and number plate bracket fixing ( $\frac{1}{4}$ " UN.F.) .. .. .	2
T SS H	43	27-8560	Washer — support rail and rear number plate bracket fixing ( $\cdot 255$ " $\times$ $\cdot 625$ " $\times$ $\cdot 048$ ") .. .. .	2
T SS H	44	83-3212	Rubber beading — rear lamp mounting .. .. .	2
T SS H	45	83-2693	Rear lamp mounting .. .. .	1
T SS H	46	14-0102	Bolt — support rail and rear number plate bracket fixing ( $\frac{1}{4}$ " UN.F. $\times$ $\frac{5}{8}$ ") .. .. .	2
T SS H	47	83-3174	Support rail — rear mudguard .. .. .	1
T SS H	48	19-1339	Reflector — rear, side (Lucas 57079) .. .. .	2
T SS H	49	60-2391	Washer — reflector fixing ( $\cdot 202$ " $\times$ $\cdot 391$ " $\times$ $\cdot 032$ ") .. .. .	2
T SS H	50	54-9017	Nut — reflector fixing (2 B.A.) .. .. .	2
T SS H	51	60-3313	Spire nut — rear lamp mounting .. .. .	1

\*Not illustrated

For colour finish codes refer to page 5

Plate 18—continued



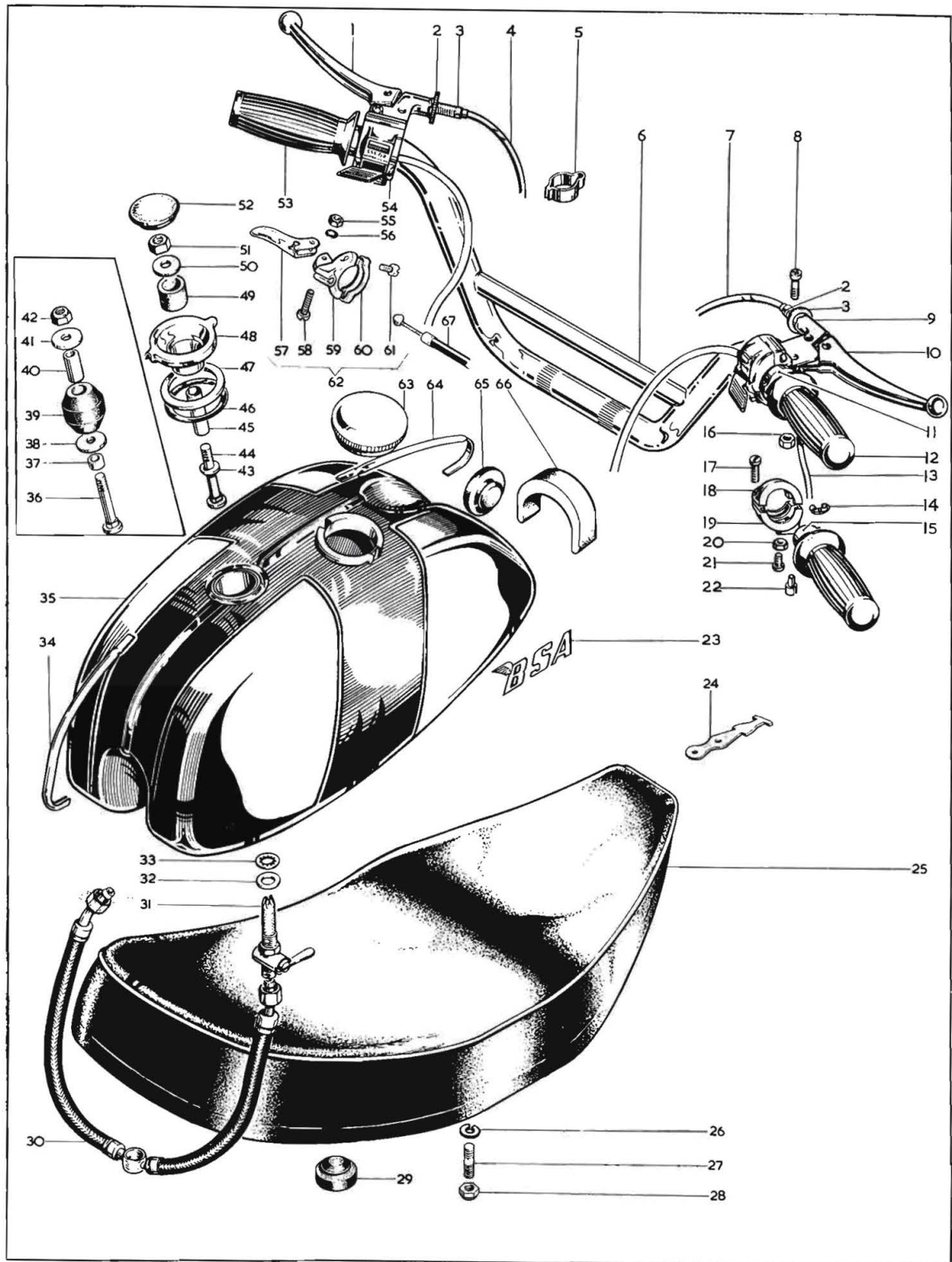


# Plate 18

## FUEL TANK — TWINSEAT — CONTROLS

Model	Key No.	Spares Number		Description	Per Set
		B.S.A. No.	Makers No.		
T SS H	1	60-3657		Lever — clutch control .. .. .	1
MX	1	60-2242	19-952M	Lever — clutch control complete .. .. .	1
T SS H	2	60-3586		Adjuster nut — control cables .. .. .	2
T SS H	3	60-3585		Adjuster sleeve — control cables .. .. .	2
T SS H MX	4	60-2083		Clutch cable .. .. .	1
T SS H	5	97-4112		Clutch clip — handlebar .. .. .	4
T MX	6	97-4062		Handlebar .. .. .	1
SS H	6	97-4173		Handlebar .. .. .	1
SS H	7	60-3817		Cable — front brake .. .. .	1
T MX	7	60-3535		Cable — front brake .. .. .	1
T SS H	8	21-2048		Pivot screw — control levers .. .. .	2
T SS H	9	19-1332*	35956	Switch assembly — direction indicator .. .. .	1
T SS H	10	60-3583		Lever — front brake .. .. .	1
MX	10	60-2243	19-1098M	Front brake control lever complete .. .. .	1
T SS H	11	19-7223	16/364	Throttle control .. .. .	1
MX	11	19-7240		Throttle control .. .. .	1
T SS H	12	19-7222		Rubber grip — right handlebar .. .. .	1
MX	12	19-9526		Rubber grip — right handlebar .. .. .	1
T SS H	13	40-8657		Cable — throttle control .. .. .	1
MX	13	60-3499		Cable — throttle control .. .. .	1
T SS H	14		16/008	Friction spring .. .. .	1
T SS H	15		16/091	Rotor — throttle control .. .. .	1
T SS H	16	14-1301		Nut — pivot screw .. .. .	2
T SS H	17		11/013	Clamp screw .. .. .	2
T SS H	18		16/328	Body — top half .. .. .	1
T SS H	19		16/329	Body — bottom half .. .. .	1
T SS H	20		16/010	Nut — friction screw .. .. .	1
T SS H	21		16/009	Screw — friction spring .. .. .	1
T SS H	22		16/011	Cable stop — throttle control .. .. .	1
T SS MX	23	60-3158		Transfer — fuel tank .. .. .	2
MX	23	60-3736		Transfer — fuel tank .. .. .	2
H	23	60-2568		Tank badge .. .. .	2
H		21-2064		Screw — tank badge to tank .. .. .	4
T SS H	24	90-9024		Cable clip — rubber, short .. .. .	6

Plate 18—continued



## FUEL TANK — TWINSEAT — CONTROLS

Model	Key No.	Spares No.	Description	Per Set
T SS H	24	97-4297	Cable clip — frame .. .. .	6
T SS H	24	66-9049	Cable clip — rubber, long .. .. .	12
MX		14-1302	Nut — front bracket to seat ( $\frac{5}{16}$ " UN.F.) .. .. .	2
T SS	25	83-2621	Twinseat complete .. .. .	1
T SS		19-6060	Twinseat cover .. .. .	1
H	25	83-3866	Twinseat complete .. .. .	1
H		19-6061	Twinseat cover .. .. .	1
MX	25	83-2746	Seat complete .. .. .	1
MX		19-6062	Seat cover .. .. .	1
T SS H	26	60-2428	Spring washer — seat bolt ( $\cdot 344" \times \cdot 600" \times \cdot 064"$ ) .. .. .	2
T SS H	27	21-2109	Stud — seat fixing .. .. .	2
	28	14-0302	Nut — seat fixing .. .. .	2
MX		83-2742*	Front bracket — seat fixing ( $\frac{5}{16}$ " UN.F.) .. .. .	1
MX		21-2166*	Stud — rear bracket to seat .. .. .	2
MX		14-0113*	Bolt — front fixing ( $\frac{5}{16}$ " UN.F. $\times \frac{5}{8}$ ") .. .. .	2
MX		83-2745*	Distance piece — rear fixing .. .. .	2
MX		60-2428*	Spring washer ( $\cdot 344" \times \cdot 600" \times \cdot 064"$ ) .. .. .	4
T SS H	29	76-9110	Buffer — twinseat mounting .. .. .	2
T SS H	30	83-3040	Fuel pipe .. .. .	1
MX	30	83-3208	Fuel pipe .. .. .	1
T SS H	31	83-2800	Fuel tap .. .. .	1
MX	31	83-2800	Fuel tap .. .. .	2
T SS H	31	83-2801	Fuel tap — reserve .. .. .	1
T SS H MX	32	83-0002	Washer — fuel tap .. .. .	2
T SS H MX	33	70-7351	Sealing washer — fuel tap .. .. .	2
H	34	83-3180	Trim strip — fuel tank, rear .. .. .	1
T	35	83-3946	Fuel tank — aluminium (2 gallon) .. .. .	1
MX	35	83-2721	Fuel tank — aluminium (1 gallon) .. .. .	1
SS	35	83-3945	Fuel tank — steel (2 gallon) .. .. .	1
H	35	83-4320	Fuel tank — steel (3 gallon) .. .. .	1
T SS MX	36	83-2776	Bolt — fuel tank, centre fixing .. .. .	1
T SS MX	37	82-7071	Distance collar — fuel tank, centre bolt .. .. .	1
T MX	38	03-0101	Washer — fuel tank, centre bolt ( $\cdot 328" \times 1 \cdot 125" \times \cdot 092"$ ) .. .. .	1
T SS MX	39	40-8085	Mounting rubber — fuel tank, centre bolt .. .. .	2
T SS MX	40	76-4120	Distance tube — fuel tank, centre bolt .. .. .	1
T MX	41	03-0101	Washer — fuel tank, centre bolt ( $\cdot 328" \times 1 \cdot 125" \times \cdot 092"$ ) .. .. .	1



Plate 18—continued

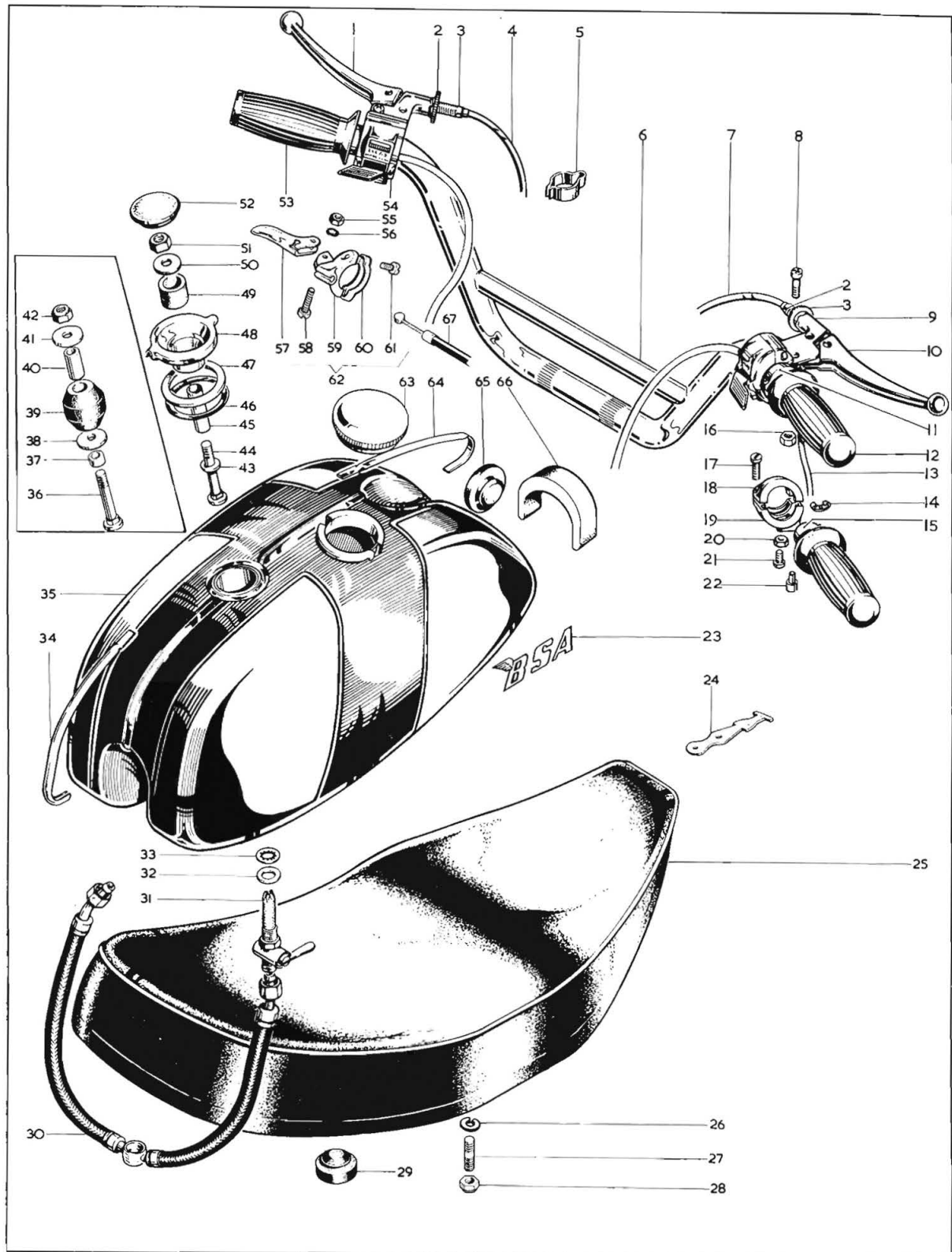
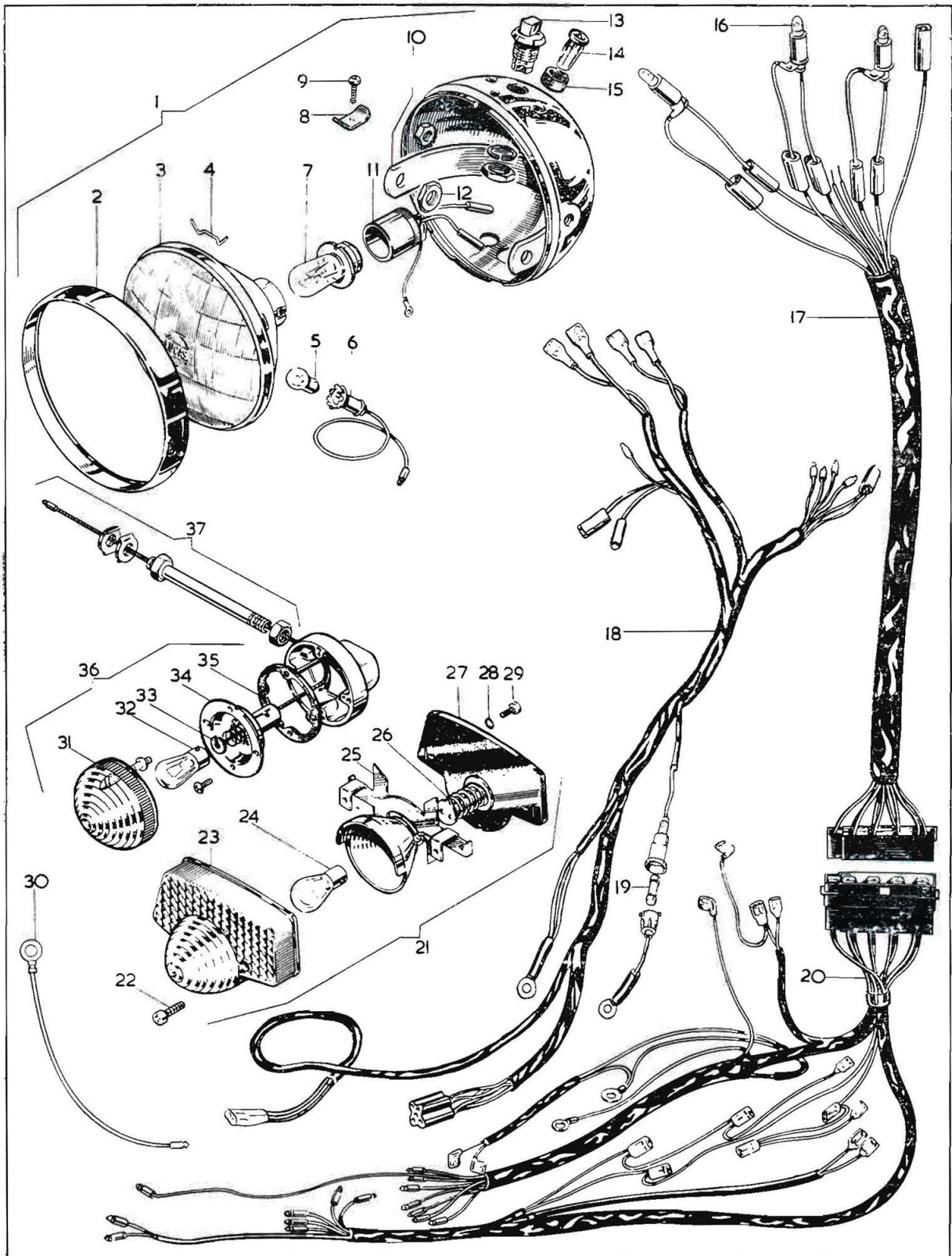


Plate 18—continued

FUEL TANK — TWINSEAT — CONTROLS

Model	Key No.	Spares Number		Description	Per Set
		B.S.A. No.	Makers No.		
T SS MX	42	14-0302		Nut — fuel tank, centre bolt ( $\frac{5}{16}$ " UN.F.)	1
H	43	68-8016		Washer — fuel tank, centre bolt	1
H	44	83-3042		Bolt — fuel tank, centre fixing	1
H	45	41-8011		Distance tube — fuel tank, centre bolt	1
H	46	68-8013		Rubber ring — fuel tank mounting	1
H	47	68-8019		Mounting ring — fuel tank	1
H	48	82-9782		Trim strip holder	1
H	49	42-8017		Mounting rubber — fuel tank, centre bolt	1
SS	50	03-0101		Washer — fuel tank, centre bolt	1
H	51	21-1999		Nut — fuel tank, centre bolt	1
H	52	83-3068		Grommet — fuel tank, centre	1
T SS MX	52	83-3069		Grommet — fuel tank, centre	1
T SS H	53	19-7221		Rubber grip — left handlebar	1
MX	53	19-7241		Rubber grip — left handlebar	1
T SS H	54	19-1333	39595	Switch assembly — dip switch	1
T SS H MX	55	19-2763	18/060	Nut — exhaust lifter fulcrum screw	1
T SS H MX	56	19-3087		Washer — exhaust lifter fulcrum pin	1
T SS H MX	57	19-3085	18/871	Lever — exhaust lifter	1
T SS H MX	58	19-3084	11/014	Fulcrum screw — exhaust lifter lever	1
T SS H MX	59	19-3086	18/869	Bracket — exhaust lifter	1
T SS H MX	60	19-3083	12/064	Clamp — exhaust lifter	1
T SS H MX	61	19-3082	376/079	Screw — exhaust lifter clamp	1
T SS H MX	62	42-8611	18/864	Exhaust lifter control complete	1
SS H	63	83-3875		Filler cap — fuel tank	1
T MX	63	83-1547		Filler cap — fuel tank	1
H	64	83-3179		Trim strip — front	1
T SS H MX	65	82-9222		Rubber — fuel tank steady	2
T SS H MX	66	83-2980		Rubber — fuel tank mounting, front	1
T SS H MX	66	83-3563		Rubber — fuel tank mounting, rear	1
T SS H MX	67	60-3752		Cable — exhaust lifter control	1

\*See page 65 for handlebar switch details





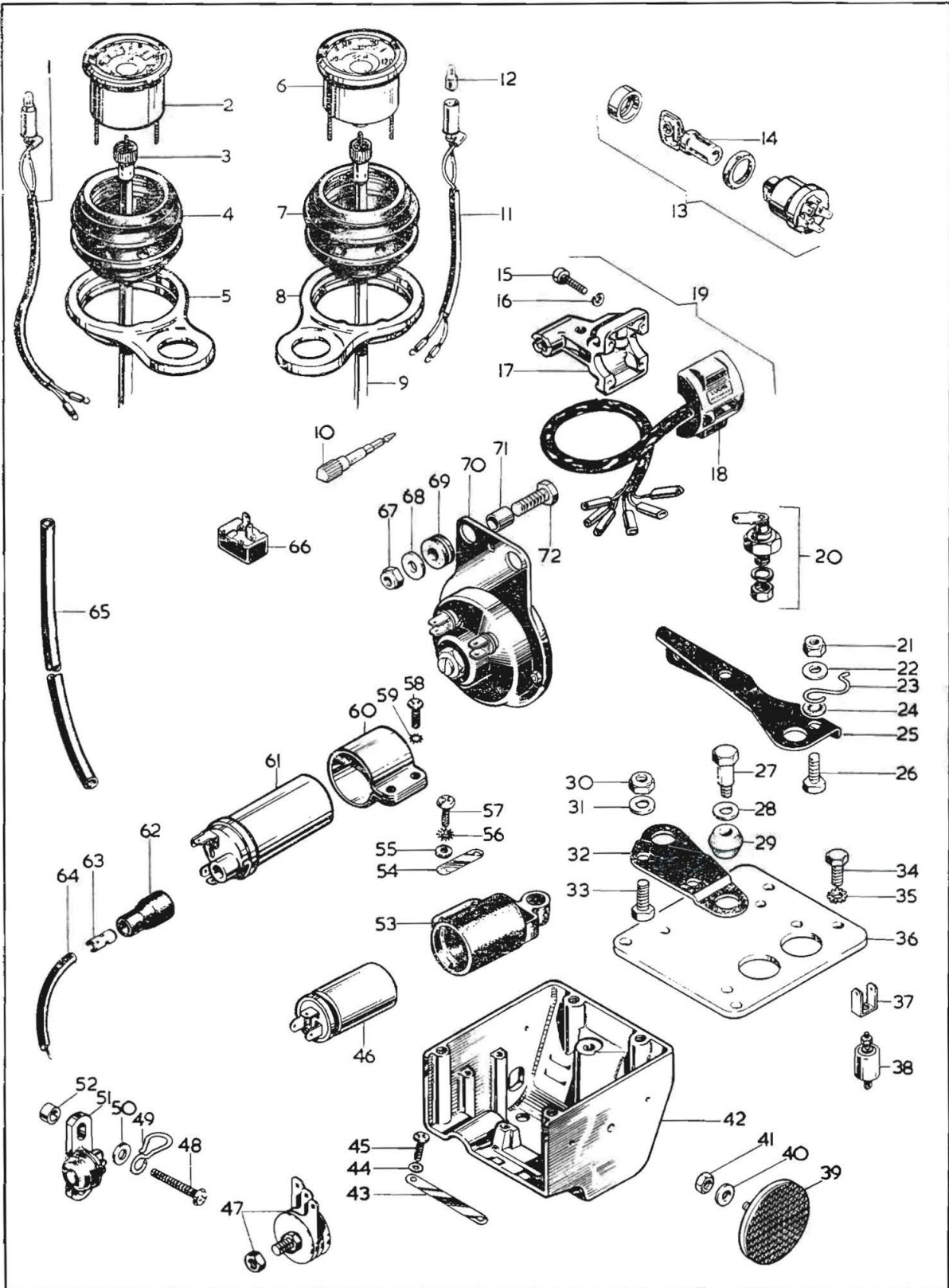
# Plate 19

## ELECTRICAL EQUIPMENT (PART 1)

Model	Key No.	Spares Number		Description	Per Set
		BSA No.	Makers No.		
T SS H	1	19-1054	60262	Headlamp complete .. .. .	1
T SS H	1	19-1275	60334	Headlamp complete — France .. .. .	1
T SS H	2		553343	Headlamp rim .. .. .	1
T SS H	3	19-1088	54525272	Light unit .. .. .	1
T SS H	3	19-1276	54523659	Light unit — France .. .. .	1
T SS H	4		504665	Clip — light unit fixing .. .. .	6
T SS H	5		989	Bulb — pilot .. .. .	1
T SS H	6		54573590	Bulb holder — pilot .. .. .	1
T SS H	7		370	Bulb — main .. .. .	1
T SS H	7		371	Bulb — main, for France .. .. .	1
T SS H	8		534296	Plate — headlamp rim fixing .. .. .	1
T SS H	9		144921	Screw — headlamp rim fixing .. .. .	1
T SS H	10	97-4247		Bracket — headlamp interior support .. .. .	1
T SS H	11		554602	Bulb holder — main .. .. .	1
T SS H	12	14-0404		Nut — headlamp interior support fixing ( $\frac{7}{16}$ " UN.F.) .. .. .	2
T SS H	13	19-1095	31276	Switch — headlight .. .. .	1
T SS H	14		54363453	Direction indicator warning light — amber .. .. .	1
T SS H	14		54363455	Main beam warning light — green .. .. .	1
T SS H	15		54525212	Rubber cup — warning lights .. .. .	2
T SS H	16		281	Bulb — warning lights .. .. .	3
T SS H	17	19-1096	54960713	Harness — headlamp to electrical box .. .. .	1
T SS H	18	19-1270	54960721	Main harness .. .. .	1
MX	18	19-1340	54959649	Ignition harness .. .. .	1
T SS H	19	19-1249	188218	Fuse — main harness, 35 amp. .. .. .	1
T SS H	20	19-1271	54960720	Harness — electrical box .. .. .	1
T SS H	21	19-1245	53973	Rear lamp complete .. .. .	1
T SS H	22		144921	Screw — rear lamp lens fixing .. .. .	2
T SS H	23		54577109	Lens — rear lamp .. .. .	1
T SS H	24		380	Bulb — rear lamp .. .. .	1
T SS H	25		54525286	Base plate — rear lamp .. .. .	1
T SS H	26		573828	Interior bulb holder — rear lamp .. .. .	1
T SS H	27		54571677	Gasket — rear lamp lens backing .. .. .	1
T SS H	28		188330	Washer — rear lamp fixing screw .. .. .	2
T SS H	29		110714	Screw — rear lamp fixing .. .. .	2
T SS H	30			Earth lead (included in main harness) .. .. .	1
T SS H	31	19-1068	54581638	Lens assembly — direction indicator .. .. .	4
T SS H	32		382	Bulb — direction indicator .. .. .	4
T SS H	33		573832	Interior assembly — direction indicator .. .. .	4
T SS H	34		554548	Bulb holder — direction indicator .. .. .	4
T SS H	35		54580300	Gasket — direction indicator .. .. .	4
T SS H	36	19-1067	56147	Direction indicator lamp complete .. .. .	4
T SS H	37	97-4248		Stanchion — direction indicators, front .. .. .	2
T SS H	37	83-3525		Stanchion — direction indicators, rear .. .. .	2

Note:—Where no B.S.A. part number is quoted, that part is available only from the manufacturer.

Plate 20

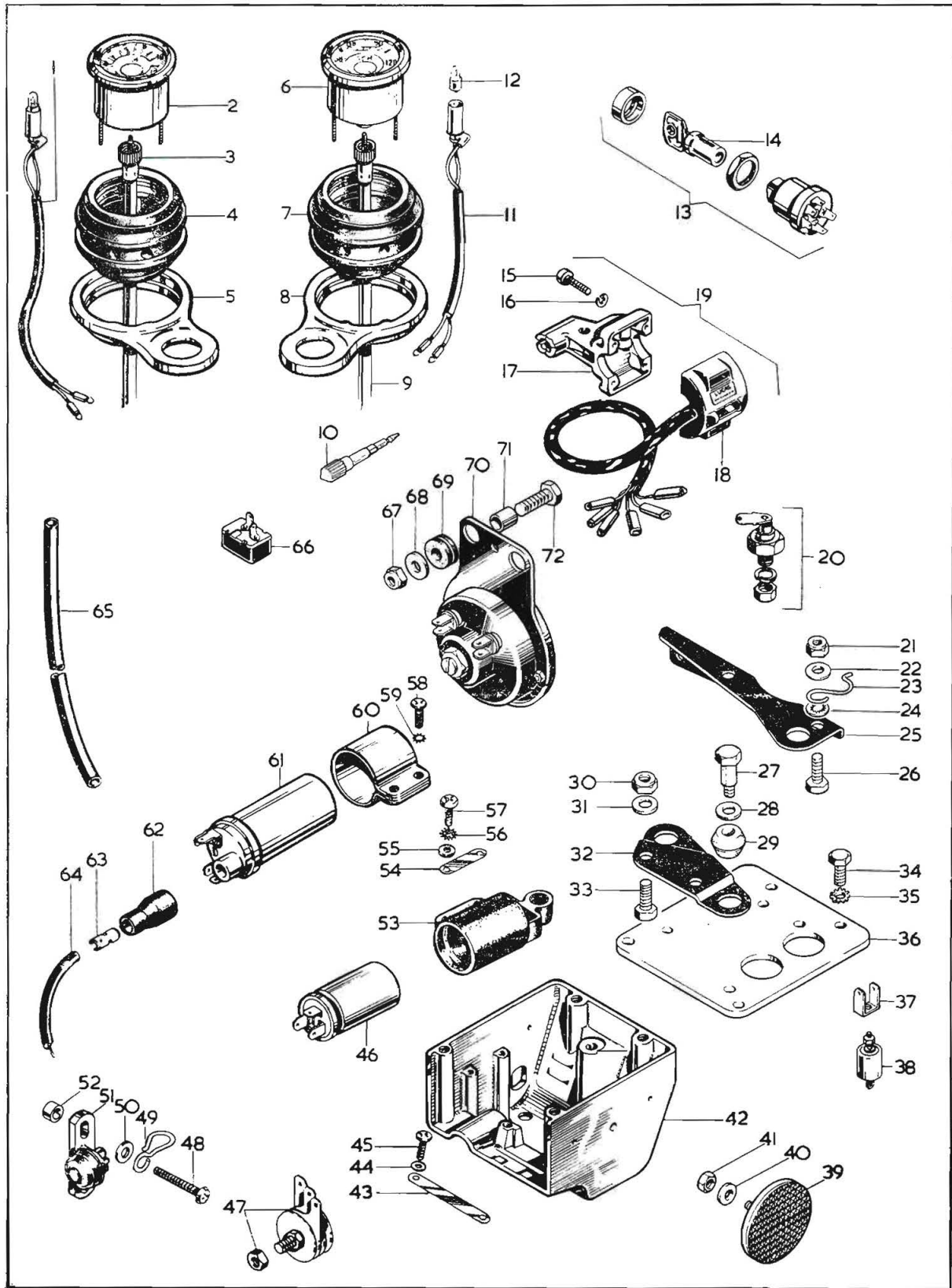


**Plate 20**
**ELECTRICAL EQUIPMENT (PART 2)**

Model	Key No.	Spares Number		Description	Per Set
		BSA No.	Makers No.		
T SS H	1	19-9101	54959626	Light lead — tachometer .. .. }	1
T SS H	2	19-8953	RSM3003/13	Tachometer .. .. }	1
T SS H	3	19-9110		Cable — tachometer drive .. .. }	1
T SS H	4	60-2600		Rubber cup — tachometer .. .. }	1
T SS H	5	97-4026		Mounting bracket — tachometer .. .. }	1
T SS H	6	19-8952	SSM5007/03	Speedometer — k.p.h. .. ..	1
SS H	6	19-8955	SSM5007/02	Speedometer — m.p.h. .. ..	1
T	6	19-8958		Speedometer — m.p.h., with reversible trip .. ..	1
T SS H	7	60-2600		Rubber cup — speedometer .. ..	1
T SS H	8	97-4026		Mounting bracket — speedometer .. ..	1
T SS H	9	19-9098		Cable — speedometer drive .. ..	1
T SS H	10	19-9080		Trip shaft — speedometer .. ..	1
T SS H	11	19-9101	54959626	Light lead — speedometer .. ..	1
T SS H	12		643	Bulb — speedometer and tachometer .. ..	1
T SS H	13	19-1269	39784	Switch — ignition and lights .. ..	1
T SS H	14	82-6981	1-6280	Lock and key — ignition and lights switch .. ..	1
T SS H	15		54115246	Screw — handlebar switch clamping .. ..	8
T SS H	16		185022	Washer — handlebar switch clamping .. ..	8
T SS H	17	19-1363	54340883	Lever half — switch assembly, left .. ..	1
T SS H	17	19-1364	54340882	Lever half — switch assembly, right .. ..	1
T SS H	18	19-1337	54033667	Switch half — switch assembly, direction indicator .. ..	1
T SS H	18	19-1334	54033666	Switch half — switch assembly, dip .. ..	1
T SS H	19	19-1332	39596	Switch assembly — direction indicator .. ..	1
T SS H	19	19-1333	39595	Switch assembly — dip .. ..	1
T SS H	20	19-1735	49345	Zener diode (ZD715) .. ..	1
T SS H	21	14-1301		Nut — bracket to frame, front ( $\frac{1}{4}$ " UN.F.) .. ..	2
T SS H	22	60-2329		Washer — bracket to frame, front ( $\cdot 270" \times \cdot 562" \times \cdot 036"$ ) .. ..	2
T SS H	23	83-3543		Clip — speedometer and clutch cables .. ..	2
T SS H	24	29-0541		Shakeproof washer — earth lead fixing .. ..	1
T SS H	25	83-3814		Bracket — electrical box mounting, front .. ..	1
T SS H	26	14-0102		Bolt — bracket to frame, front ( $\frac{1}{4}$ " UN.F. $\times \frac{5}{8}$ " ) .. ..	2
T SS H	27	21-2128		Shouldered bolt — electrical box mounting .. ..	3
T SS H	28	02-0923		Washer — electrical box mounting ( $\cdot 317" \times \cdot 625" \times \cdot 064"$ ) .. ..	3
T SS H	29	60-3627		Grommet — electrical box mounting .. ..	3
T SS H	30	14-1301		Nut — bracket to frame, rear ( $\frac{1}{4}$ " UN.F.) .. ..	2
T SS H	31	60-2329		Washer — bracket to frame, rear ( $\cdot 270" \times \cdot 562" \times \cdot 036"$ ) .. ..	2



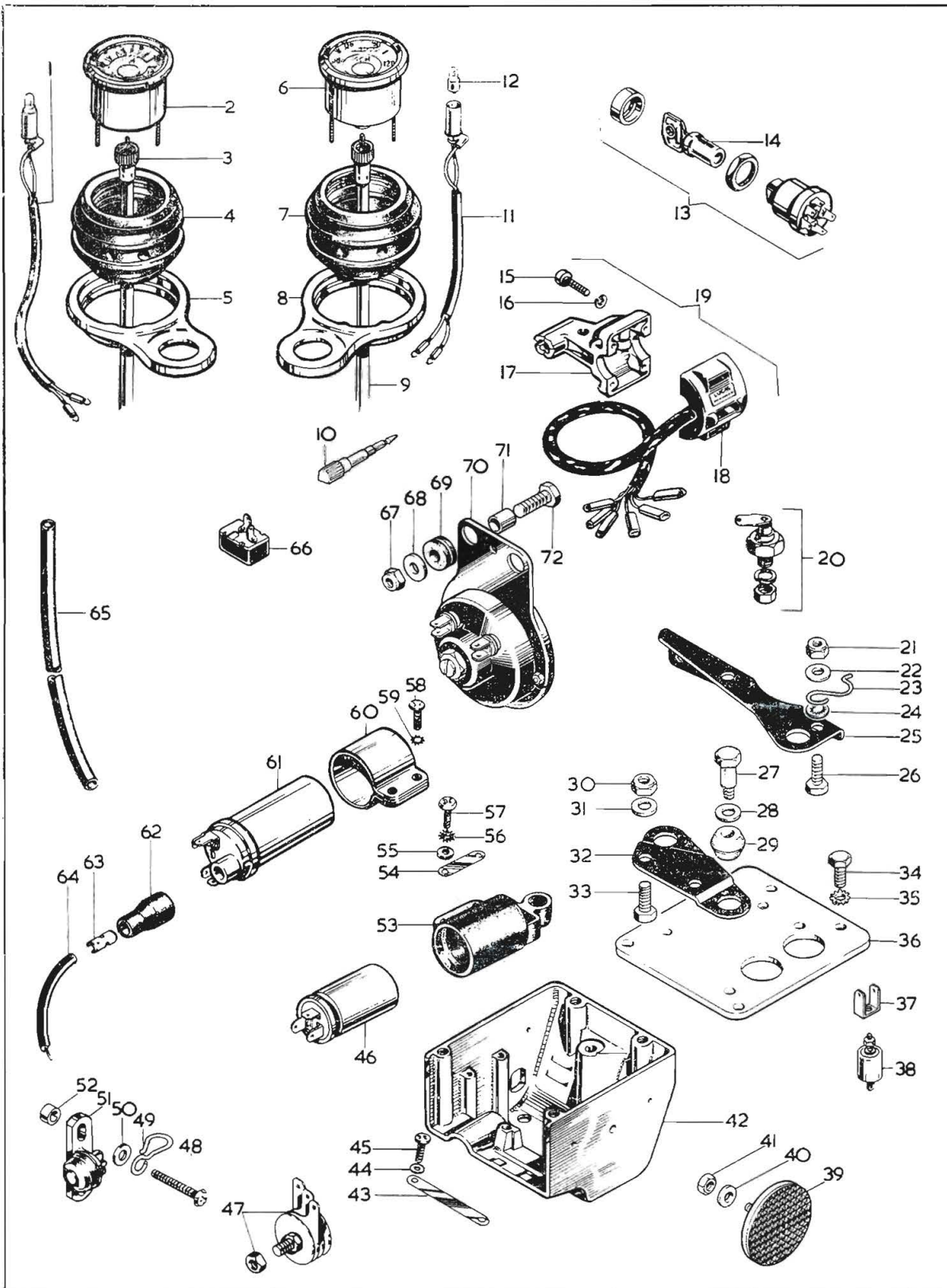
Plate 20—continued



## ELECTRICAL EQUIPMENT (PART 2)

Model	Key No.	Spares Number		Description	Per Set
		BSA No.	Makers No.		
T SS H	32	83-3813		Bracket — electrical box mounting, rear .. ..	1
T SS H	33	14-0101		Bolt — rear bracket to frame ( $\frac{1}{4}$ " UN.F. $\times$ $\frac{1}{2}$ " ) ..	2
T SS H	34	14-6101		Bolt — cover to electrical box ( $\frac{1}{4}$ " UN.C. $\times$ $\frac{1}{2}$ " ) ..	4
T SS H	35	29-0541		Shakeproof washer — electrical box cover fixing ..	4
T SS H	36	83-3811		Cover — electrical box .. .. .	1
MX	37		54190108	Double "Lucar" connector blade .. .. .	1
MX	38	19-1747	54441582	Condenser .. .. .	1
T SS H	38	19-1847	54420128	Condenser .. .. .	1
T SS H	39	19-1345	57183	Reflector — electrical box (RER14) .. ..	2
T SS H	40	60-2391		Washer — reflector fixing ( $\cdot 202$ " $\times$ $\cdot 391$ " $\times$ $\cdot 032$ " ) ..	2
T SS H	41	82-4717		Nut — reflector fixing ( $2\frac{1}{4}$ " B.A.) .. ..	2
T SS H	42	83-4103		Electrical box .. .. .	1
T SS H	43	83-2670		Clamp strip — headlamp harness terminal ..	1
T SS H	44	76-0293		Washer — clamp strip ( $\cdot 203$ " $\times$ $\cdot 375$ " $\times$ $\cdot 036$ " ) ..	2
T SS H	45	21-1930		Screw — clamp strip .. .. .	2
T SS H	46	19-1858	54170009	Capacitor (2MC) .. .. .	1
T SS H	47	19-1715	49072	Rectifier (2DS506) .. .. .	1
T SS H	48	75-0208		Screw — stop switch fixing .. .. .	2
T SS H	49	47-9030		Clip — stop switch cable .. .. .	1
T SS H	50	90-6219		Washer — stop switch fixing .. .. .	2
T SS H	51	19-0916	34815	Stop switch — rear .. .. .	1
T SS H	52	82-7044		Distance piece — stop switch .. .. .	2
T SS H	53	19-1077	54422860	Moulding — capacitor condenser and flasher unit ..	1
T SS H	54	83-2669		Plate — capacitor moulding support .. ..	1
T SS H	55	76-0293		Washer — capacitor moulding ( $\cdot 203$ " $\times$ $\cdot 375$ " $\times$ $\cdot 036$ " ) ..	2
T SS H	56	29-3319		Shakeproof washer — capacitor moulding ..	2
T SS H	57	21-2067		Screw — capacitor moulding .. .. .	2
T SS H	58	21-2067		Screw — coil clamping .. .. .	2
T SS H	59	29-3319		Shakeproof washer — coil clamping .. ..	2
T SS H	60		54419974	Coil clamp .. .. .	1
T SS H	61	19-1881	45223	Coil — ignition (17M12) .. .. .	1

Plate 20—continued





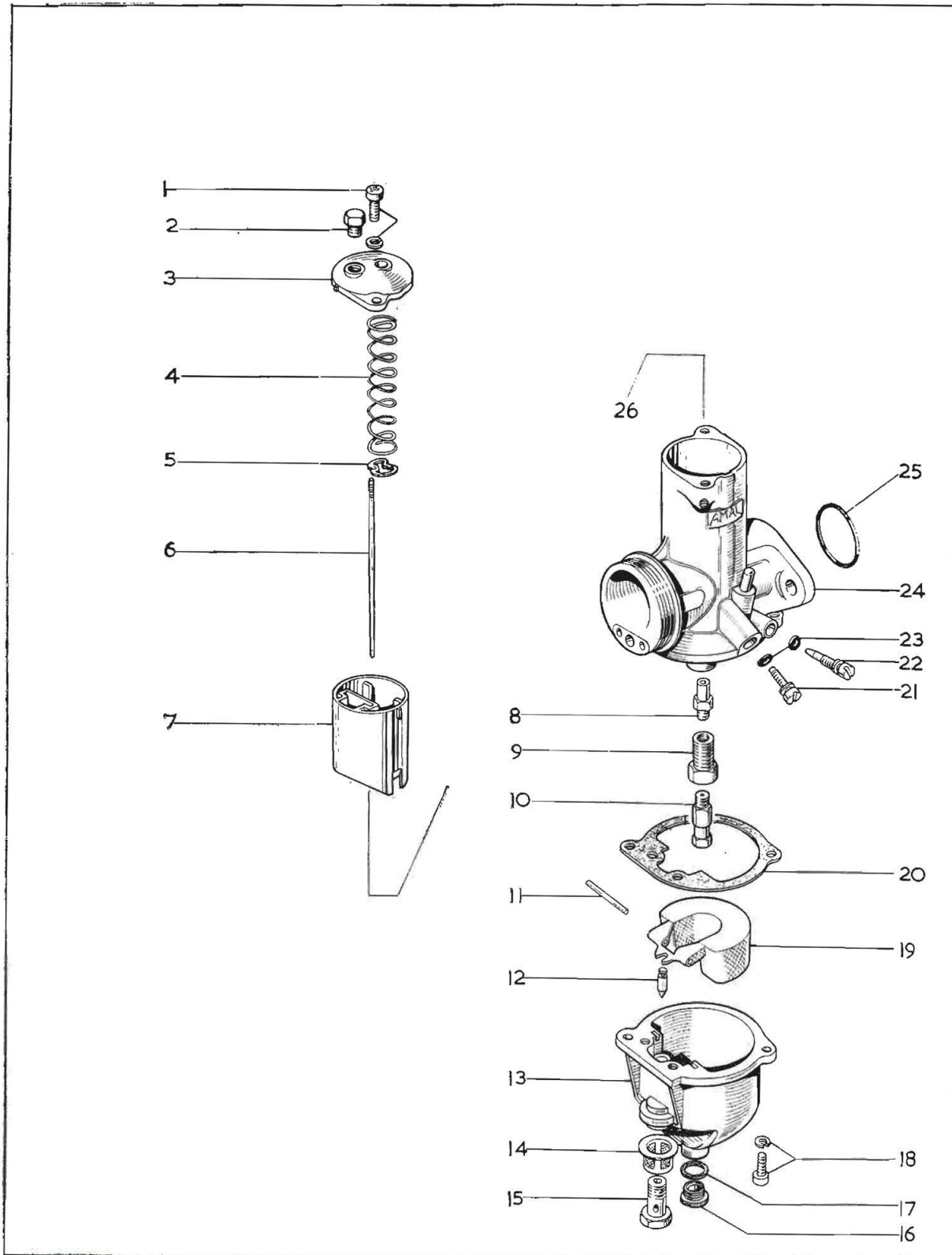
## ELECTRICAL EQUIPMENT (PART 2)

Model	Key No.	Spares Number		Description	Per Set
		BSA No.	Makers No.		
MX	61*	19-0456		Coil — energy transfer ignition .. .. .	1
MX	61*	83-3306		Bracket — coil mounting .. .. .	1
MX	61*	14-0214		Bolt — coil and bracket ( $\frac{1}{4}$ " UN.F. $\times$ 4") .. .. .	1
MX	61*	14-0104		Bolt — coil to bracket ( $\frac{1}{4}$ " UN.F. $+\frac{5}{8}$ " .. .. .	1
MX	61*	14-0213		Bolt — bracket to frame ( $\frac{1}{4}$ " UN.F. $\times$ 3 $\frac{1}{2}$ ") .. .. .	1
MX	61*	14-0102		Bolt — condenser fixing ( $\frac{1}{4}$ " UN.F. $\times$ $\frac{5}{8}$ ") .. .. .	1
MX	61*	60-2427		Washer — condenser fixing ( $\cdot 281$ " $\times$ $\cdot 465$ " $\times$ $\cdot 064$ ") .. .. .	1
MX	61*	14-1301		Nut — coil bracket, frame, condenser fixing ( $\frac{1}{4}$ " UN.F.) .. .. .	4
T SS H	62		54949011	Rubber cap — high-tension lead .. .. .	1
T SS H	63		421863	Clip — high-tension lead contact .. .. .	1
T SS	64		54956424	High-tension lead .. .. .	1
H	64		54956466	High-tension lead (suppressed) .. .. .	1
T SS H	65	68-9163		Battery vent pipe .. .. .	1
T SS H	66	19-1055	35048	Flasher unit (8FL) .. .. .	1
T SS H	67	14-1301		Nut — horn fixing ( $\frac{1}{4}$ " UN.F.) .. .. .	2
T SS H	68	60-2347		Washer — horn fixing ( $\cdot 270$ " $\times$ $\cdot 625$ " $\times$ $\cdot 040$ ") .. .. .	4
T SS H	69	60-3161		Grommet — horn fixing .. .. .	2
T SS H	70	19-2086	70228	Horn — 6H, high note .. .. .	2
T SS H	71	83-3604		Distance piece — horn fixing .. .. .	1
T SS H	72	14-0103		Bolt — horn fixing ( $\frac{1}{4}$ " UN.F. $\times$ $\frac{3}{4}$ ") .. .. .	2
T SS H	*	19-1776	54027029	Battery (PUZ5A) .. .. .	1

\*Not illustrated.

**Note:**—Where no B.S.A. part number is quoted, that part is available only from the manufacturer.

Plate 21



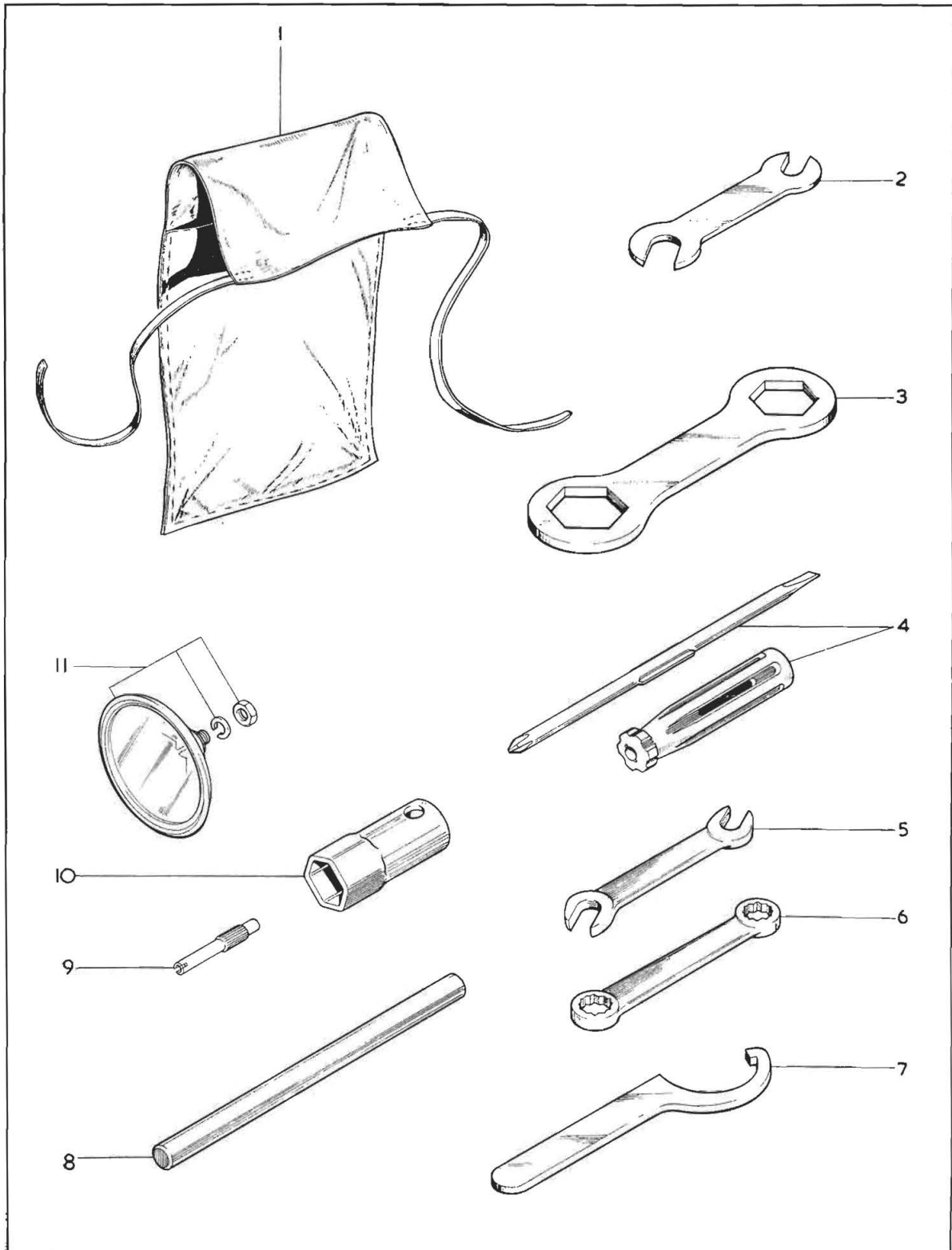
# Plate 21

## CARBURETTER

Model	Key No.	Spares Number		Description	Per Set
		B.S.A. No.	Makers No.		
T SS H MX	1	19-3093	622/086	Screw and washer — top cap .. .. .	2
T SS H MX	2		4/137A	Screw plug — top cap .. .. .	1
T SS H MX	3		928/097	Cap — mixing chamber .. .. .	1
T SS H MX	4		622/131	Spring — throttle .. .. .	1
T SS H MX	5	19-3095	622/067	Clip — throttle needle .. .. .	1
T SS H MX	6	19-3137	622/124	Needle — throttle .. .. .	1
T SS H MX	7	19-3127	928/060	Throttle slide (No. 3½ cutaway) .. .. .	1
T SS H MX	8		622/122	Needle jet (.106) .. .. .	1
T SS H MX	9		622/128	Jet holder .. .. .	1
T SS H	10		376/100	Main jet (200 c.c.) .. .. .	1
MX	10		376/100	Main jet (250 c.c.) .. .. .	1
T SS H MX	11	19-3116	622/071	Float spindle .. .. .	1
T SS H MX	12	19-3105	622/068	Float needle .. .. .	1
T SS H MX	13	19-3143	622/055	Float chamber .. .. .	1
T SS H MX	14	19-3048	376/093	Fuel filter .. .. .	1
T SS H MX	15	19-3103	622/078	Banjo bolt .. .. .	1
T SS H MX	16	19-3144	622/147	Drain plug .. .. .	1
T SS H MX	17		622/151	Washer — drain plug .. .. .	1
T SS H MX	18	19-3093	622/086	Screw and washer — float chamber to body .. .. .	2
T SS H MX	19	19-3102	622/069	Float .. .. .	1
T SS H MX	20	19-3106	622/073	Gasket — float chamber .. .. .	1
T SS H MX	21		622/077	Screw — throttle stop .. .. .	1
T SS H MX	22		622/076	Adjusting screw — pilot air .. .. .	1
T SS H MX	23	19-3098	622/082	“O” ring — pilot air and throttle stop screws .. .. .	2
T SS H MX	23	19-3090	622/101	“O” ring — carburetter flange .. .. .	1
T SS H	24		R930	Carburetter body .. .. .	1
MX	24		R932	Carburetter body .. .. .	1
T SS H		19-2430	R930/2	Carburetter complete .. .. .	1
MX		19-2429	R932/18	Carburetter complete .. .. .	1
T SS H MX		19-2834	13/163	Washer — carburetter banjo .. .. .	1
T SS H MX		71-1860		Adaptor — carburetter to air intake .. .. .	1
T SS H MX	25	19-3090	622/101	“O” ring — carburetter to head .. .. .	1



Plate 22



# Plate 22

## TOOLS — ACCESSORIES

Model	Key No.	Spares No.	Description	Per Set
T SS H	1	65-9132	Spanner .. .. .	1
T SS H	2	60-0767	Screwdriver set .. .. .	1
H	3	68-9464	Plug spanner .. .. .	1
T SS H	4	60-2184	Suspension unit "C" spanner .. .. .	1
T SS H MX	5	60-3711	Tommy bar .. .. .	1
T SS H	6	60-1911	Tommy bar .. .. .	1
T SS H	7	68-9467	Tyre valve key .. .. .	1
H	8	19-5390	Licence holder complete .. .. .	1
T SS H	9	75-9089	Tool roll .. .. .	1
T SS H		60-2114	Tool roll complete with tools .. .. .	1
T SS H		60-2084	Open-ended spanner .. .. .	1
T SS H		60-1907	Ring spanner — small .. .. .	1
T SS H		60-3647	Ring spanner — large .. .. .	1

A COMPLETE RANGE OF B.S.A. SERVICE TOOLS IS CONTAINED IN THE SERVICE TOOL CATALOGUE, PUBLICATION No. 00-5726, AVAILABLE UPON REQUEST

# NUMERICAL INDEX

Spares number	Page number	Key number	Per set
00-3174	.. 5	.. —	.. —
00-3174	.. 5	.. —	.. —
00-3316	.. 5	.. —	.. —
00-3316	.. 5	.. —	.. —
00-5220	.. 5	.. —	.. —
00-7007	.. 5	.. —	.. —
00-7009	.. 5	.. —	.. —
02-0370	.. 37	.. —	.. 1
02-0443	.. 9	.. 1	.. 1
02-0525	.. 9	.. 2	.. 1
02-0525	.. 13	.. 2	.. 3
02-0525	.. 17	.. 32	.. 4
02-0923	.. 13	.. 20	.. 3
02-0923	.. 17	.. 2	.. 2
02-0923	.. 17	.. 7	.. 2
02-0923	.. 65	.. 28	.. 3
02-2138	.. 35	.. 10	.. 1
02-2138	.. 35	.. 17	.. 1
02-2138	.. 41	.. 16	.. 1
02-2138	.. 41	.. 26	.. 4
03-0101	.. 59	.. 38	.. 1
03-0101	.. 59	.. 41	.. 1
03-0101	.. 61	.. 50	.. 1
14-0101	.. 37	.. —	.. 2
14-0101	.. 39	.. —	.. 1
14-0101	.. 53	.. 20	.. 4
14-0101	.. 53	.. 24	.. 1
14-0101	.. 55	.. 35	.. 2
14-0101	.. 55	.. 40	.. 4
14-0101	.. 55	.. 41	.. 2
14-0101	.. 67	.. 33	.. 2
14-0102	.. 39	.. —	.. 2
14-0102	.. 39	.. —	.. 1
14-0102	.. 39	.. 6	.. 2
14-0102	.. 55	.. 46	.. 2
14-0102	.. 65	.. 26	.. 2
14-0102	.. 69	.. 61	.. 1
14-0103	.. 35	.. 16	.. 1
14-0103	.. 39	.. 14	.. 2
14-0103	.. 53	.. 17	.. 4
14-0103	.. 55	.. —	.. 5
14-0103	.. 69	.. 72	.. 2
14-0104	.. 69	.. 61	.. 1
14-0113	.. 37	.. 39	.. 1
14-0113	.. 59	.. —	.. 2
14-0114	.. 29	.. 21	.. 4
14-0114	.. 53	.. 2	.. 2
14-0115	.. 37	.. —	.. 1
14-0116	.. 37	.. 42	.. 1
14-0126	.. 29	.. 4	.. 2
14-0126	.. 51	.. 46	.. 1
14-0134	.. 45	.. 11	.. 1
14-0207	.. 49	.. 4	.. 5
14-0208	.. 23	.. 23	.. 1
14-0213	.. 69	.. 61	.. 1
14-0214	.. 69	.. 61	.. 1
14-0216	.. 35	.. 3	.. 2
14-0216	.. 35	.. 28	.. 2
14-0218	.. 35	.. 33	.. 1
14-0221	.. 33	.. 28	.. 1
14-0234	.. 33	.. 24	.. 4
14-0236	.. 41	.. 2	.. 1
14-0239	.. 43	.. 36	.. 2
14-0240	.. 43	.. 36	.. 2
14-0252	.. 29	.. 10	.. 1

Spares number	Page number	Key number	Per set
14-0302	.. 9	.. 5	.. 2
14-0302	.. 11	.. 14	.. 2
14-0302	.. 17	.. 1	.. 2
14-0302	.. 17	.. 6	.. 2
14-0302	.. 43	.. 44	.. 8
14-0302	.. 59	.. 28	.. 2
14-0302	.. 61	.. 42	.. 1
14-0304	.. 11	.. 41	.. 4
14-0305	.. 51	.. 28	.. 1
14-0401	.. 27	.. 22	.. 1
14-0401	.. 39	.. 23	.. 1
14-0402	.. 9	.. 5	.. 2
14-0404	.. 63	.. 12	.. 2
14-1019	.. 43	.. 47	.. 2
14-1203	.. 41	.. 25	.. 2
14-1301	.. 17	.. 9	.. 1
14-1301	.. 23	.. 34	.. 1
14-1301	.. 31	.. 38	.. 2
14-1301	.. 31	.. 50	.. 2
14-1301	.. 35	.. 15	.. 1
14-1301	.. 37	.. —	.. 2
14-1301	.. 39	.. —	.. 1
14-1301	.. 39	.. 17	.. 2
14-1301	.. 49	.. 9	.. 5
14-1301	.. 53	.. 25	.. 2
14-1301	.. 53	.. 27	.. 4
14-1301	.. 53	.. 31	.. 1
14-1301	.. 55	.. —	.. 5
14-1301	.. 55	.. 37	.. 4
14-1301	.. 55	.. 42	.. 2
14-1301	.. 57	.. 16	.. 2
14-1301	.. 65	.. 21	.. 2
14-1301	.. 65	.. 30	.. 2
14-1301	.. 69	.. 61	.. 4
14-1301	.. 69	.. 67	.. 2
14-1302	.. 9	.. 16	.. 2
14-1302	.. 37	.. 36	.. 1
14-1302	.. 21	.. 17	.. 1
14-1302	.. 29	.. 27	.. 4
14-1302	.. 31	.. 37	.. 2
14-1302	.. 33	.. 12	.. 1
14-1302	.. 35	.. 5	.. 2
14-1302	.. 35	.. 29	.. 2
14-1302	.. 37	.. 36	.. 1
14-1302	.. 37	.. 45	.. 2
14-1302	.. 53	.. 8	.. 2
14-1302	.. 59	.. —	.. 2
14-1303	.. 29	.. 22	.. 1
14-1303	.. 29	.. 32	.. 2
14-1303	.. 33	.. 5	.. 1
14-1303	.. 33	.. 27	.. 4
14-1303	.. 35	.. 9	.. 1
14-1303	.. 35	.. 20	.. 1
14-1303	.. 35	.. 24	.. 2
14-1303	.. 41	.. 15	.. 1
14-1303	.. 45	.. 16	.. 1
14-1303	.. 45	.. 19	.. 1
14-1303	.. 47	.. 28	.. 1
14-1303	.. 51	.. 25	.. 1
14-1303	.. 51	.. 44	.. 1
14-1304	.. 29	.. 29	.. 1
14-1304	.. 33	.. 9	.. 2
14-1304	.. 45	.. 9	.. 1
14-1304	.. 45	.. 13	.. 1
14-1307	.. 51	.. 23	.. 1
14-1401	.. 17	.. 31	.. 4
14-1606	.. 17	.. 19	.. 1

Spares number	Page number	Key number	Per set
14-1619	.. 9	.. 19	.. 2
14-1635	.. 47	.. 33	.. 1
14-1901	.. 13	.. 1	.. 3
14-1901	.. 17	.. 17	.. 3
14-1901	.. 17	.. 33	.. 4
14-1901	.. 39	.. 19	.. 1
14-2203	.. 37	.. 37	.. 5
14-6101	.. 33	.. 30	.. 1
14-6101	.. 55	.. 38	.. 1
14-6101	.. 67	.. 34	.. 4
14-6102	.. 15	.. 41	.. 1
14-6114	.. 53	.. 5	.. 2
14-6219	.. 13	.. 19	.. 3
14-6219	.. 41	.. 4	.. 4
14-6502	.. 15	.. 35	.. 4
14-6606	.. 23	.. 14	.. 2
14-6606	.. 25	.. 47	.. 1
14-6608	.. 25	.. 70	.. 1
14-6610	.. 23	.. 8	.. 4
14-6610	.. 25	.. 46	.. 1
14-6610	.. 27	.. 11	.. 8
14-6611	.. 25	.. 37	.. 1
14-6612	.. 25	.. 39	.. 1
14-6612	.. 25	.. 57	.. 2
14-6614	.. 25	.. 40	.. 1
14-7308	.. 41	.. 31	.. 1
14-7804	.. 27	.. 29	.. 1
15-5155	.. 9	.. 3	.. 1
15-5155	.. 37	.. 43	.. 4
19-0456	.. 69	.. 61	.. 1
19-0916	.. 67	.. 51	.. 1
19-1054	.. 63	.. 1	.. 1
19-1055	.. 69	.. 66	.. 1
19-1067	.. 63	.. 36	.. 4
19-1068	.. 63	.. 31	.. 4
19-1077	.. 67	.. 53	.. 1
19-1088	.. 63	.. 3	.. 1
19-1095	.. 63	.. 13	.. 1
19-1096	.. 63	.. 17	.. 1
19-1245	.. 63	.. 21	.. 1
19-1249	.. 63	.. 19	.. 1
19-1259	.. 15	.. 52	.. 1
19-1262	.. 15	.. 52	.. 1
19-1269	.. 65	.. 13	.. 1
19-1270	.. 63	.. 18	.. 1
19-1271	.. 63	.. 20	.. 1
19-1275	.. 63	.. 1	.. 1
19-1276	.. 63	.. 3	.. 1
19-1332	.. 7	.. 9	.. 1
19-1332	.. 65	.. 19	.. 1
19-1333	.. 61	.. 54	.. 1
19-1333	.. 65	.. 19	.. 1
19-1334	.. 65	.. 18	.. 1
19-1337	.. 65	.. 18	.. 1
19-1339	.. 55	.. 48	.. 2
19-1340	.. 63	.. 18	.. 1
19-1345	.. 67	.. 39	.. 2
19-1363	.. 65	.. 17	.. 1
19-1364	.. 65	.. 17	.. 1
19-1715	.. 67	.. 47	.. 1
19-1735	.. 65	.. 20	.. 1
19-1747	.. 67	.. 38	.. 1
19-1776	.. 69	.. —	.. 1
19-1847	.. 67	.. 38	.. 1
19-1849	.. 23	.. 19	.. 1



# NUMERICAL INDEX—continued

Spares number	Page number	Key number	Per set
19-1852	23	24	1
19-1858	67	46	1
19-1881	67	61	1
19-1906	23	18	1
19-1922	23	18	1
19-2086	69	70	2
19-2429	5	—	—
19-2429	71	—	1
19-2430	5	—	—
19-2430	71	—	1
19-2763	61	55	1
19-2834	71	—	1
19-3048	71	14	1
19-3082	61	61	1
19-3083	61	60	1
19-3084	61	58	1
19-3085	61	57	1
19-3086	61	59	1
19-3087	61	56	1
19-3090	71	23	1
19-3090	71	25	1
19-3093	71	1	2
19-3093	71	18	2
19-3095	71	5	1
19-3098	71	23	2
19-3102	71	19	1
19-3103	71	15	1
19-3105	71	12	1
19-3106	71	20	1
19-3116	71	11	1
19-3127	71	7	1
19-3137	71	6	1
19-3143	71	13	1
19-3144	71	16	1
19-5305	33	25	4
19-5390	73	8	1
19-6060	59	—	1
19-6061	59	—	1
19-6062	59	—	1
19-7221	61	53	1
19-7222	57	12	1
19-7223	57	11	1
19-7241	57	11	1
19-7241	61	53	1
19-7456	33	23	2
19-7458	33	22	2
19-7460	33	22	2
19-7466	47	35	2
19-7467	47	36	10
19-7474	33	23	2
19-7606	11	6	1
19-7616	11	6	1
19-7641	11	5	1
19-7707	45	29	2
19-7740	51	42	2
19-7741	47	21	2
19-7742	47	20	2
19-7743	47	18	2
19-7744	47	19	2
19-7745	47	38	2
19-8019	15	51	1
19-8683	27	32	1
19-8698	49	6	1
19-8701	49	6	1
19-8711	49	6	1
19-8952	65	6	1
19-8953	65	2	1

Spares number	Page number	Key number	Per set
19-8955	65	6	1
19-8958	65	6	1
19-9080	65	10	1
19-9098	65	9	1
19-9101	65	1	1
19-9101	65	11	1
19-9110	65	3	1
19-9223	49	15	1
19-9224	49	15	1
19-9526	57	12	1
21-0578	41	11	1
21-0597	17	19	2
21-0671	29	20	1
21-0755	29	12	1
21-1809	41	8	2
21-1872	13	17	1
21-1890	17	3	2
21-1894	15	48	1
21-1895	13	6	1
21-1896	13	5	1
21-1899	25	69	1
21-1908	37	36	1
21-1930	67	45	2
21-1943	27	25	1
21-1999	61	51	1
21-2015	29	26	1
21-2033	11	39	4
21-2034	11	16	2
21-2039	13	29	1
21-2042	17	8	2
21-2044	23	13	1
21-2045	35	12	1
21-2048	57	8	2
21-2060	31	43	2
21-2062	41	18	2
21-2063	45	15	1
21-2064	57	—	4
21-2066	15	54	1
21-2067	67	57	2
21-2067	67	58	2
21-2077	33	8	2
21-2092	9	30	2
21-2094	35	23	1
21-2102	43	48	8
21-2105	33	2	1
21-2109	59	27	2
21-2109	59	27	2
21-2111	17	34	1
21-2117	21	24	2
21-2128	65	27	3
21-2133	9	27	2
21-2134	9	29	2
21-2135	9	13	3
21-2137	31	47	2
21-2153	27	14	2
21-2160	29	11	1
21-2160	29	15	2
21-2166	59	—	2
21-5403	23	30	1
24-0036	13	13	1
24-0563	11	7	2
24-0724	13	21	1
24-0724	15	37	1

Spares number	Page number	Key number	Per set
24-1088	33	20	2
24-1088	51	34	1
27-6810	45	1	40
27-6810	47	16	40
27-6810	49	18	40
27-8560	39	18	2
27-8560	53	30	1
27-8560	55	34	4
27-8560	55	43	2
29-0541	17	10	1
29-0541	39	21	2
29-0541	65	24	1
29-0541	67	35	4
29-3319	67	56	2
29-3319	67	59	2
29-3857	19	2	1
29-3857	19	2	1
29-5853	45	30	16
29-7583	35	31	2
37-0653	45	7	1
37-0653	45	33	1
37-0653	47	3	1
37-0653	47	10	1
37-0653	49	2	1
37-0653	49	11	1
37-1237	45	34	1
37-1237	47	2	1
37-1340	49	2	1
37-1340	49	11	1
37-1467	51	31	1
37-1481	45	32	1
37-1481	47	4	1
37-1654	49	12	1
37-2058	45	23	1
37-2058	47	24	1
37-2085	29	13	1
37-2328	51	40	2
37-3468	49	17	2
37-3584	45	3	1
37-3655	47	34	1
37-3694	45	18	1
37-3695	45	38	10
37-3696	45	37	10
37-3697	45	36	20
37-3704	45	24	1
37-3724	51	22	10
37-3725	49	21	10
37-3726	47	15	20
37-3726	49	20	20
37-3735	5	—	—
37-3735	47	—	1
37-3741	49	5	1
37-3749	49	3	1
37-3750	49	14	1
37-3751	49	13	1
37-3752	49	1	1
37-3753	49	10	1
37-3759	45	8	1
37-3759	47	11	1
37-3761	47	23	2
37-3762	47	22	2
37-3780	5	—	—

# NUMERICAL INDEX—continued

Spares number	Page number	Key number	Per set	Spares number	Page number	Key number	Per set	Spares number	Page number	Key number	Per set
37-3780	49	—	1	40-0159	11	2	2	40-3283	25	55	1
37-3784	49	19	1	40-0159	11	4	2	40-3291	21	20	1
37-3785	47	17	1	40-0162	11	1	2	40-3292	19	19	1
37-3785	49	19	1	40-0208	9	9	1	40-3292	25	53	1
37-3791	5	—	—	40-0222	23	6	1	40-3321	21	12	1
37-3791	45	—	1	40-0236	25	36	3	40-3323	21	10	1
37-3792	5	—	—	40-0242	13	24	2	40-4080	37	48	1
37-3792	45	—	1	40-0243	15	46	1	40-4850	35	22	2
37-3793	5	—	—	40-0246	15	44	6	40-8085	59	39	2
37-3793	45	31	1	40-0292	11	11	1	40-8322	39	29	1
37-3795	45	2	1	40-0294	11	43	2	40-8323	39	30	1
37-3796	45	4	1	40-0296	11	10	1	40-8331	39	27	1
37-3796	47	6	1	40-0309	9	11	1	40-8657	57	13	1
37-3797	45	6	1	40-0385	23	12	1	40-9190	15	47	1
37-3797	47	8	1	40-0394	19	1	2				
37-3798	45	26	1	40-0417	9	4	1	41-0143	15	49	1
37-3799	45	25	1	40-0455	13	30	1	41-0146	15	50	1
37-3804	45	27	2	40-0679	23	9	1	41-0551	11	23	1
37-3816	47	14	10	40-0682	23	20	2	41-0560	13	28	1
37-3817	47	12	10	40-0683	23	21	2	41-0565	13	33	1
37-3848	5	—	—	40-0705	13	3	1	41-0567	13	32	1
37-3848	47	5	1	40-0862	23	2	1	41-0569	13	31	1
37-3857	51	35	1	40-0968	9	34	2	41-0588	11	21	2
37-3870	51	37	1	40-0969	9	33	2	41-0603	17	11	1
37-3872	51	36	1	40-0977	23	3	1	41-0609	17	20	4
37-3877	51	27	1	40-1033	17	4	1	41-0639	11	40	4
37-3880	51	32	1	40-1037	21	27	1	41-0673	13	4	1
37-3907	5	—	—	40-2705	39	—	1	41-0706	17	25	1
37-3907	49	7	1	40-2705	39	15	4	41-0807	11	3	1
37-3908	5	—	—	40-3007	19	9	1	41-3045	19	21	2
37-3908	49	7	1	40-3019	19	6	1	41-3054	19	23	1
37-3909	49	12	1	40-3020	19	4	1	41-3063	19	7	1
37-3925	51	38	1	40-3032	21	21	1	41-3065	19	8	1
37-3926	51	39	1	40-3033	21	22	1	41-3068	19	17	1
37-3932	47	9	1	40-3042	21	5	1	41-3070	19	16	1
37-3957	5	—	—	40-3043	21	4	1	41-3072	19	18	1
37-3957	49	—	1	40-3044	21	7	2	41-3073	19	13	1
37-3958	5	—	—	40-3044	53	12	2	41-3074	19	18	1
37-3958	49	—	1	40-3045	21	6	1	41-3078	19	15	1
37-3959	5	—	—	40-3051	17	38	1	41-3089	19	8	1
37-3959	49	—	1	40-3059	21	13	2	41-3091	27	26	4
37-3960	5	—	—	40-3061	21	15	1	41-3092	17	36	1
37-3960	49	—	1	40-3073	23	28	1	41-3094	17	36	1
37-3969	45	39	1	40-3084	25	43	1	41-3209	27	41	1
37-3969	47	39	1	40-3085	25	44	1	41-3212	27	31	8
37-3970	45	39	1	40-3119	19	6	1	41-3215	27	27	4
37-3970	47	39	1	40-3120	19	5	1	41-8011	61	45	1
37-3977	49	16	1	40-3121	17	37	1				
37-3986	47	32	1	40-3126	19	4	1	42-0157	41	5	4
37-3987	47	26	1	40-3127	19	4	1	42-4925	35	1	2
37-3991	5	—	—	40-3150	27	36	1	42-5836	45	21	1
37-3991	49	—	1	40-3155	21	14	2	42-5840	51	43	16
37-3992	49	5	1	40-3193	21	9	2	42-8017	61	49	1
37-3996	47	27	1	40-3194	21	11	1	42-8611	61	62	1
37-3997	47	37	1	40-3206	27	33	25				
37-4014	47	31	1	40-3220	27	17	5	47-9030	67	49	1
37-4034	51	27	1	40-3221	27	20	1				
37-4049	51	32	1	40-3227	27	21	1	53-3049	23	1	1
37-4071	51	41	2	40-3233	27	18	5				
				40-3234	27	19	1	54-0042	23	26	2
40-0028	23	7	1	40-3258	19	11	1	54-8003	37	—	1
40-0148	11	13	2	40-3262	19	12	1	54-8006	31	45	1
40-0156	11	44	2	40-3265	19	20	1	54-9017	55	50	2
40-0157	11	9	2	40-3272	25	62	1				
40-0157	35	25	2	40-3273	25	63	1	57-0280	45	35	1
40-0157	51	45	1	40-3277	25	50	1	57-0280	47	1	1
40-0158	11	12	2	40-3282	25	59	1	57-0948	17	5	1



# NUMERICAL INDEX—continued

Spares number	Page number	Key number	Per set
57-2166	27	1	1
57-2641	25	38	1
57-2642	25	48	1
57-2646	25	42	1
57-2652	23	31	1
57-2750	25	54	1
57-2759	25	41	1
57-2764	23	31	1
57-3764	25	67	1
57-3850	21	8	1
57-3854	21	23	1
57-3872	19	3	1
57-3874	19	13	1
57-3876	19	5	1
57-3877	19	14	1
57-3931	27	37	1
57-4019	27	16	1
57-4121	27	24	4
57-4189	27	23	1
57-4200	27	35	1
57-4302	5	—	—
57-4302	27	—	1
57-4303	27	38	1
57-4306	17	36	1
57-4336	25	61	1
57-4338	25	49	1
57-4339	23	15	1
57-4341	25	52	1
57-4342	25	51	1
57-4343	23	16	1
57-4344	19	10	1
57-4357	23	32	1
57-4452	25	64	1
57-4454	21	16	1
57-4507	27	43	4
57-4508	27	39	1
57-4510	27	42	1
57-4511	27	40	1
60-0767	73	2	1
60-1841	33	19	2
60-1841	51	33	1
60-1907	73	—	1
60-1911	73	6	1
60-2083	57	4	1
60-2084	73	—	1
60-2114	73	—	1
60-2184	73	4	1
60-2242	57	1	1
60-2243	57	10	1
60-2320	23	33	1
60-2320	49	8	5
60-2322	33	26	4
60-2329	31	48	2
60-2329	33	32	1
60-2329	53	28	4
60-2329	53	32	2
60-2329	65	22	2
60-2329	65	31	2
60-2330	9	7	9
60-2330	21	18	1
60-2330	31	36	2
60-2331	29	33	2
60-2331	45	17	1
60-2331	45	22	1
60-2331	51	26	1
60-2332	29	9	1

Spares number	Page number	Key number	Per set
60-2332	29	30	1
60-2332	45	10	1
60-2332	45	14	1
60-2333	41	19	2
60-2336	41	30	1
60-2338	41	9	2
60-2339	33	11	1
60-2340	47	29	1
60-2347	31	42	4
60-2347	55	—	5
60-2347	69	68	4
60-2348	53	4	2
60-2348	53	7	2
60-2363	25	60	1
60-2364	23	11	1
60-2364	25	45	1
60-2391	55	49	2
60-2391	67	40	2
60-2417	33	31	1
60-2427	31	49	2
60-2427	39	—	2
60-2427	39	20	1
60-2427	53	16	4
60-2427	69	61	1
60-2428	9	6	9
60-2428	43	45	8
60-2428	59	26	2
60-2428	59	—	4
60-2431	51	29	1
60-2568	57	23	2
60-2600	65	4	1
60-2600	65	7	1
60-2601	39	2	1
60-2630	41	20	2
60-2632	45	5	1
60-2632	47	7	1
60-2639	47	25	2
60-2683	35	13	1
60-2683	45	20	1
60-2724	21	19	1
60-3143	57	10	1
60-3144	57	1	1
60-3158	57	23	2
60-3159	39	9	2
60-3160	39	12	2
60-3161	39	16	2
60-3160	39	12	2
60-3161	39	16	2
60-3161	69	69	2
60-3242	53	6	2
60-3313	55	51	1
60-3370	55	—	5
60-3483	39	—	1
60-3499	57	13	1
60-3530	17	35	1
60-3535	57	7	1
60-3536	39	10	1
60-3583	57	10	1
60-3585	57	3	2
60-3586	57	2	2
60-3627	65	29	3
60-3647	73	—	1
60-3657	57	1	1
60-3669	47	13	1
60-3711	73	5	1
60-3732	39	26	2
60-3734	39	26	2

Spares number	Page number	Key number	Per set
60-3736	57	23	2
60-3745	27	12	1
60-3752	61	67	1
60-3755	25	58	1
60-3817	57	7	1
62-0263	21	26	1
65-2494	9	23	2
65-2495	9	24	2
65-5883	15	40	1
65-5904	45	28	2
65-9132	73	1	1
66-0492	11	18	1
66-3074	25	68	2
66-3074	27	15	2
66-7518	15	42	1
66-9049	59	24	12
67-0645	47	30	2
67-1236	21	1	1
67-1391	17	21	1
68-0155	11	8	2
68-0289	9	35	1
68-0289	23	4	1
68-0331	23	22	1
68-0331	37	38	5
68-0597	53	11	2
68-0839	27	5	1
68-0931	9	21	2
68-0938	17	18	3
68-4577	31	41	1
68-4597	31	39	1
68-4708	33	1	1
68-4835	35	30	2
68-4925	29	8	1
68-5050	41	7	1
68-8013	61	46	1
68-8016	61	43	1
68-8019	61	47	1
68-8343	39	31	4
68-9115	39	8	2
68-9163	69	65	1
68-9464	73	3	1
68-9467	73	7	1
70-1670	21	2	1
70-3751	29	5	1
70-3789	15	45	1
70-6026	19	24	1
70-7351	59	33	2
70-7354	23	27	2
70-7821	9	17	1
70-7850	11	31	1
70-8315	17	27	1
70-8737	23	25	1
70-8770	29	16	2
70-8770	29	19	2
70-8770	29	23	2
70-8782	27	2	2
70-8896	13	18	1
70-9382	13	9	1
70-9383	13	15	1
70-9384	13	23	1
70-9429	13	16	1



# NUMERICAL INDEX—continued

Spares number	Page number	Key number	Per set
70-9430	13	11	1
70-9431	13	14	1
70-9526	23	10	2
70-9800	27	3	1
71-1065	27	28	1
71-1147	17	14	1
71-1148	17	26	2
71-1165	9	25	2
71-1166	9	26	4
71-1199	11	22	1
71-1218	11	38	1
71-1219	11	33	1
71-1271	19	22	1
71-1418	27	34	1
71-1419	15	43	1
71-1420	27	6	1
71-1421	9	18	1
71-1422	13	22	1
71-1423	23	35	1
71-1424	17	29	1
71-1429	9	8	1
71-1616	11	20	1
71-1619	27	7	1
71-1620	13	25	2
71-1623	9	31	1
71-1624	11	32	1
71-1625	11	42	1
71-1626	9	22	1
71-1627	9	10	1
71-1629	13	8	1
71-1630	13	8	1
71-1631	15	39	1
71-1632	11	28	2
71-1634	13	7	1
71-1635	11	17	1
71-1638	9	32	1
71-1675	5	—	—
71-1675	11	—	1
71-1676	11	27	1
71-1677	11	25	1
71-1678	11	26	1
71-1680	13	27	1
71-1681	11	24	1
71-1710	37	41	1
71-1731	15	53	1
71-1732	9	15	1
71-1735	9	20	1
71-1736	9	12	1
71-1860	71	—	1
71-1863	5	—	—
71-1870	5	—	—
71-1870	15	34	1
71-1989	9	28	2
71-2114	37	40	1
71-2115	17	24	1
71-2119	17	—	1
71-2119	17	12	1
71-2121	17	15	1
71-2122	17	23	1
71-2123	17	13	1
71-2124	17	22	1
71-2152	11	36	2
71-2155	11	35	1
71-2167	11	34	1
71-2177	9	14	1
71-2234	5	—	—

Spares number	Page number	Key number	Per set
71-2237	5	—	—
71-2370	21	3	1
71-2401	37	41	1
71-2402	37	47	1
71-2513	13	26	2
71-2547	19	25	1
71-2549	11	37	1
71-2567	13	27	1
71-2586	5	—	—
71-2586	11	—	1
71-2592	9	17	1
71-2593	9	18	1
71-2649	15	36	1
71-2650	15	38	1
71-2652	25	71	1
71-2656	21	25	1
71-2658	21	28	1
71-2725	37	35	1
71-2745	11	30	1
71-2747	11	19	1
71-2771	17	28	1
71-2839	13	—	1
71-2840	13	12	1
71-2841	13	10	1
71-2894	35	34	2
71-2895	37	35	1
71-2899	9	14	1
71-2901	37	—	1
71-2923	15	50	1
71-2927	27	10	1
71-2932	27	13	1
71-2933	17	30	1
71-2938	9	36	1
71-2946	25	56	1
71-2970	11	29	2
71-3001	5	—	—
71-3001	17	16	1
71-3148	9	14	1
75-0176	29	28	8
75-0208	67	48	2
75-0257	23	5	1
75-2719	35	34	2
75-9089	73	9	1
76-0012	11	15	2
76-0101	29	1	4
76-0101	39	—	1
76-0271	23	17	1
76-0293	67	44	2
76-0293	67	55	2
76-0528	25	65	1
76-4116	27	4	4
76-4120	59	40	1
76-9110	59	29	2
82-4717	55	33	1
82-4717	67	41	2
82-6981	65	14	1
82-7071	59	37	1
82-7044	67	52	2
82-7387	37	46	1
82-8245	43	37	1
82-8245	53	18	1
82-9004	31	40	1
82-9046	41	21	2
82-9222	61	65	2

Spares number	Page number	Key number	Per set
82-9430	39	28	1
82-9782	61	48	1
83-0602	59	32	2
83-1547	61	63	1
83-1969	33	18	1
83-2005	29	17	1
83-2006	29	25	1
83-2006	39	24	1
83-2006	39	24	4
83-2007	41	22	2
83-2012	33	15	2
83-2014	29	24	1
83-2015	29	18	1
83-2018	29	3	1
83-2040	35	18	1
83-2204	29	2	4
83-2209	41	14	4
83-2211	41	12	2
83-2212	33	21	1
83-2218	35	7	1
83-2220	35	7	1
83-2224	33	29	1
83-2228	31	51	1
83-2233	33	13	2
83-2244	33	16	2
83-2245	33	17	2
83-2266	51	24	1
83-2507	39	13	1
83-2616	35	19	1
83-2621	59	25	1
83-2660	45	12	1
83-2669	67	54	1
83-2670	67	43	1
83-2671	31	44	1
83-2674	33	6	1
83-2693	55	45	1
83-2721	59	35	1
83-2726	53	29	1
83-2727	55	36	1
83-2728	53	26	1
83-2742	59	—	1
83-2745	59	—	2
83-2746	59	25	1
83-2776	59	36	1
83-2781	35	8	1
83-2785	39	7	4
83-2800	59	31	1
83-2800	59	31	2
83-2801	59	31	1
83-2834	53	9	1
83-2934	53	23	1
83-2937	39	1	1
83-2938	39	11	1
83-2980	61	66	1
83-2984	5	—	—
83-2984	29	7	1
83-3013	35	8	1
83-3014	33	14	2
83-3015	35	11	1
83-3017	35	21	1
83-3032	35	32	2
83-3035	39	4	1
83-3040	59	30	1
83-3042	61	44	1
83-3046	29	6	1
83-3068	61	52	1

# NUMERICAL INDEX—continued

Spares number	Page number	Key number	Per set
83-3069	.. 61	.. 52	.. 1
83-3076	.. 39	.. 33	.. 1
83-3077	.. 39	.. 25	.. 1
83-3078	.. 39	.. 32	.. 1
83-3092	.. 35	.. 2	.. 2
83-3094	.. 35	.. 6	.. 2
83-3095	.. 35	.. 4	.. 2
83-3165	.. 33	.. 4	.. 1
83-3170	.. 33	.. 10	.. 1
83-3174	.. 55	.. 47	.. 1
83-3179	.. 61	.. 64	.. 1
83-3180	.. 59	.. 34	.. 1
83-3212	.. 55	.. 44	.. 2
83-3254	.. 55	.. 39	.. 1
83-3299	.. 39	.. 3	.. 1
83-3305	.. 39	.. —	.. 1
83-3306	.. 69	.. 61	.. 1
83-3473	.. 39	.. —	.. 1
83-3474	.. 39	.. —	.. 1
83-3475	.. 39	.. —	.. 1
83-3476	.. 39	.. —	.. 1
83-3523	.. 51	.. 30	.. 1
83-3525	.. 63	.. 37	.. 2
83-3541	.. 39	.. 3	.. 1
83-3543	.. 65	.. 23	.. 2
83-3554	.. 31	.. 46	.. 1
83-3556	.. 29	.. 14	.. 1
83-3563	.. 61	.. 66	.. 1
83-3604	.. 69	.. 71	.. 1
83-3605	.. 39	.. 22	.. 1
83-3632	.. 39	.. 5	.. 1
83-3638	.. 35	.. 26	.. 1
83-3721	.. 39	.. 4	.. 1
83-3793	.. 33	.. 7	.. 1
83-3811	.. 67	.. 36	.. 1
83-3813	.. 67	.. 32	.. 1
83-3814	.. 65	.. 25	.. 1
83-3838	.. 29	.. 35	.. 1
83-3840	.. 29	.. 34	.. 1
83-3866	.. 59	.. 25	.. 1
83-3875	.. 61	.. 63	.. 1
83-3937	.. 29	.. 18	.. 1
83-3945	.. 59	.. 35	.. 1
83-3946	.. 59	.. 35	.. 1
83-3996	.. 5	.. —	.. —
83-3996	.. 29	.. 7	.. 1
83-3998	.. 29	.. 31	.. 1
83-4092	.. 53	.. 23	.. 1
83-4103	.. 67	.. 42	.. 1
83-4122	.. 27	.. 8	.. 1
83-4123	.. 53	.. 22	.. 1
83-4133	.. 35	.. 27	.. 2
83-4159	.. 59	.. —	.. 1
83-4218	.. 51	.. 47	.. 1
83-4277	.. 35	.. 14	.. 1
83-4278	.. 33	.. 3	.. 1
83-4318	.. 53	.. 23	.. 1
83-4320	.. 59	.. 35	.. 1
83-4322	.. 37	.. 44	.. 1
89-3208	.. 23	.. 29	.. 1
90-0011	.. 25	.. 66	.. 1
90-6074	.. 17	.. 39	.. 1
90-6219	.. 53	.. 10	.. 2
90-6219	.. 67	.. 50	.. 2
90-9024	.. 57	.. 24	.. 6

Spares number	Page number	Key number	Per set
97-0722	.. 41	.. 6	.. 2
97-2266	.. 41	.. 10	.. 1
97-2270	.. 41	.. 28	.. 1
97-2270	.. 53	.. 19	.. 1
97-3682	.. 41	.. 29	.. 1
97-3893	.. 43	.. 43	.. 2
97-3894	.. 43	.. 42	.. 2
97-3894	.. 53	.. 21	.. 1
97-3947	.. 43	.. 46	.. 2
97-3985	.. 41	.. 13	.. 1
97-3987	.. 41	.. 27	.. 1
97-3996	.. 43	.. 35	.. 2
97-4001	.. 43	.. 50	.. 2
97-4002	.. 43	.. 51	.. 2
97-4003	.. 43	.. 39	.. 2
97-4004	.. 43	.. 32	.. 2
97-4007	.. 43	.. 52	.. 2
97-4009	.. 43	.. 34	.. 2
97-4010	.. 43	.. 38	.. 2
97-4011	.. 43	.. 53	.. 2
97-4012	.. 43	.. 41	.. 2
97-4020	.. 43	.. 40	.. 2
97-4021	.. 53	.. 14	.. 4
97-4022	.. 53	.. 15	.. 4
97-4026	.. 41	.. 1	.. 1
97-4026	.. 65	.. 5	.. 1
97-4026	.. 65	.. 8	.. 1
97-4028	.. 43	.. 56	.. 1
97-4031	.. 41	.. 23	.. 2
97-4032	.. 43	.. 49	.. 1
97-4033	.. 43	.. 49	.. 1
97-4048	.. 41	.. 17	.. 1
97-4050	.. 41	.. 17	.. 1
97-4052	.. 53	.. 13	.. 1
97-4062	.. 57	.. 6	.. 1
97-4072	.. 53	.. 3	.. 1
97-4075	.. 53	.. 1	.. 1
97-4076	.. 43	.. 33	.. 2
97-4112	.. 57	.. 5	.. 4
97-4115	.. 41	.. 13	.. 1
97-4127	.. 53	.. 13	.. 1
97-4166	.. 43	.. 54	.. 2
97-4173	.. 57	.. 6	.. 1
97-4247	.. 63	.. 10	.. 1
97-4248	.. 63	.. 37	.. 2
97-4258	.. 43	.. 55	.. 2
97-4297	.. 59	.. 24	.. 6
97-4317	.. 41	.. 3	.. 1
97-4318	.. 41	.. 24	.. 1
97-4333	.. 53	.. 3	.. 1
97-4335	.. 41	.. —	.. 1
97-4335	.. 5	.. —	.. 1
97-4336	.. 41	.. —	.. 1
97-4336	.. 5	.. —	.. 1

Spares number	Page number	Key number	Per set
---------------	-------------	------------	---------