



REPLACEMENT PARTS LIST

B44 SHOOTING STAR

FROM ENGINE AND FRAME NUMBER JD00101B44SS

CATALOGUE NUMBER 00-5712

1970

CATALOGUE OF



FOR

B44 SHOOTING STAR

ISSUED BY

B.S.A. MOTOR CYCLES LTD.

Service Department, Armoury Road,
Birmingham 11

TELEPHONE

021-772-2381

TELEGRAMS

"SELMOTO BIRMINGHAM"

B.S.A. MOTOR CYCLES LTD.

Registered Offices and Works: ARMOURY ROAD, BIRMINGHAM 11

Telephone: 021-772-2381

Telegrams and Cables: "SELMOTO BIRMINGHAM"

Contractors to Her Majesty's Government, the War Office, the Admiralty, the Post Office, the Colonial and Foreign Governments

Publication Reference 00-5712—October, 1969.

Printed in England by B.S.A. Press

Please Note!

Replacement parts or accessories must be of B.S.A. origin or as approved by B.S.A. Motor Cycles Ltd.

In this respect your attention is drawn to the Terms and Conditions of B.S.A. Guarantee.

SUFFIX NUMBERS TO BE USED TO IDENTIFY VARYING FINISHES

When ordering components with varying finishes, please state finish required by adding the appropriate number to part number.

EXAMPLE: Front Mudguards, Chrome 40-6571/003.

PETROL TANK:

FLAMBOYANT RED 170

SIDECOVERS:

BLACK 007

OTHER PARTS:

CHROME003

BLACK /007

SILVER /165

PRICES:

No price codes are quoted in this list. For prices please refer to the Master Price List No. 00-5125.

Wherever possible details of thread form and size are quoted after description of nuts, bolts, screws, studs and washers. Such as: 14-7006 Socket screw ($\frac{1}{4}$ " Unified Coarse \times 1") — $\frac{1}{4}$ " diameter Unified Coarse thread 1" long under head.

Vital components, which are manufactured from special material, are indicated by a sign and the British Standard symbol for the material is quoted at the foot of the page.

CARBURETTORS:

AMAL LIMITED, HOLDFORD ROAD, WITTON, BIRMINGHAM 6.

CHAINS:

REYNOLDS CHAINS LIMITED, WYTHENSHAW, MANCHESTER.

ELECTRICAL EQUIPMENT:

J. LUCAS LIMITED, GREAT HAMPTON STREET, BIRMINGHAM 18.

SPEEDOMETERS:

SMITH'S MOTOR ACCESSORIES LIMITED, CRICKLEWOOD WORKS, LONDON N.W.2.

TYRES:

DUNLOP COMPANY LIMITED, FORT DUNLOP, BIRMINGHAM 24.

SPARKING PLUGS:

CHAMPION SPARKING PLUG COMPANY LIMITED, FELTHAM, MIDDLESEX.

SHOCK ABSORBERS:

GIRLING LIMITED, BIRMINGHAM ROAD, WEST BROMWICH.

ASSEMBLIES COMPLETE

<i>Spares Number</i>	<i>Description</i>
00-3171	TOP OVERHAUL GASKET SET.
00-3313	FULL OVERHAUL GASKET SET.
00-3463	PISTON RING SET (standard).
00-3464	PISTON RING SET ($\pm .010''$; $\cdot 254$ mm.).
00-3465	PISTON RING SET ($\pm .020''$; $\cdot 508$ mm.).
00-3474	PISTON RING SET (standard, alternative—Hepworth and Grandage).
00-3475	PISTON RING SET ($\pm .010''$, alternative—Hepworth and Grandage).
00-3476	PISTON RING SET ($\pm .020''$, alternative—Hepworth and Grandage).
71-1090	ENGINE/GEARBOX UNIT COMPLETE LESS CARBURETTER AND EXHAUST SYSTEM.
71-1120	CRANKCASE COMPLETE WITH FIXED FITTINGS.
70-9548	FLYWHEEL AND CONNECTING ROD ASSEMBLY.
57-4017	CLUTCH ASSEMBLY COMPLETE.
71-1134	OIL PUMP COMPLETE.
82-9213	FRAME COMPLETE WITH FIXED FITTINGS.
97-3895	FRONT FORK ASSEMBLY.
37-3463	FRONT WHEEL WITH SPINDLE AND BEARINGS.
37-3466	FRONT HUB WITH SPINDLE AND BEARINGS.
40-6078	REAR WHEEL WITH SPINDLE AND BEARINGS.
41-6022	REAR HUB WITH SPINDLE AND BEARINGS.

PISTON CHART

PISTONS COMPLETE				
Compression Ratio	Standard	+ .010" (.254 mm.)	+ .020" (.508 mm.)	
9 : 4 : 1	41-0793	41-0795	41-0797	
	COMPRESSION RINGS			
	Taper 41-0092 (2)	Taper 41-0104 (2)	Taper 41-0093 (2)	Standard Fitting
	Top 70-8203 Taper 70-8202	Top 70-8313 Taper 70-8312	Top 70-8293 Taper 70-8291	Alternative Hepworth & Grandage Rings
	SCRAPER RINGS			
	41-0098	41-0102	41-0099	Standard Fitting
	70-8204	70-8314	70-8295	Hepworth & Grandage Rings

CARBURETTER SETTINGS

Spares Number	Makers Number	Main Jet	Pilot Jet	Throttle Slide	Needle Jet	Needle Position
19-2425	R930/38	240	622/107	3½	.106	1

INDEX

	<i>Page</i>
CYLINDER HEAD, EXHAUST PIPE	8 - 9
CYLINDER AND CRANKSHAFT	10 - 11
CRANKCASE	12 - 15
OIL PUMP, GEARBOX SPROCKET	16 - 17
GEAR CLUSTER	18 - 19
GEARCHANGE MECHANISM	20 - 21
FOOTSTART AND FOOTCHANGE	22 - 25
CLUTCH AND PRIMARY COVER	26 - 27
FRAME	28 - 31
SWINGING ARM	32 - 33
OIL TANK, SIDECOVERS, SILENCER	34 - 35
FOOTRESTS AND BRAKE LINKAGE	36 - 37
FRONT FORKS	38 - 41
FRONT WHEEL	42 - 43
REAR WHEEL	44 - 47
MUDGUARDS	48 - 51
PETROL TANK, TWINSEAT AND CONTROLS	52 - 55
ELECTRICAL EQUIPMENT	56 - 59
CARBURETTER AND AIR CLEANER	60 - 61
TOOLS	62 - 63

Plate 1

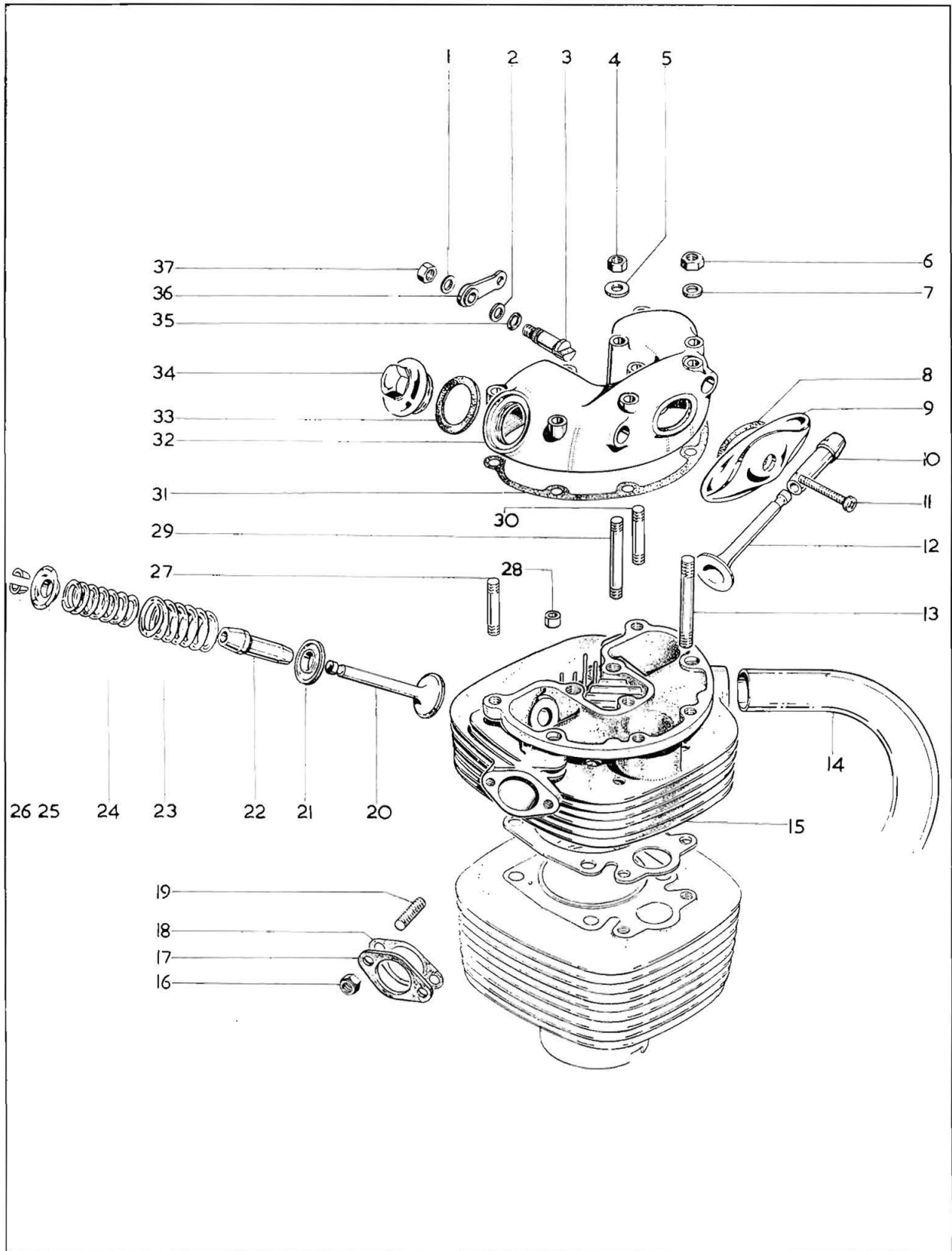


Plate 1

CYLINDER HEAD, EXHAUST PIPE

Plate Ref.	Spares No.	Description	Per Set
	00-3171	Decoke gasket set	1
	00-3313	Full overhaul gasket set	1
1.	02-0525	Washer for nut, line 37 ($\frac{1}{4}'' \times \frac{1}{2}'' \times .048''$)	1
2.	15-5155	Washer, valve lifter ($21/64'' \times \frac{1}{2}'' \times .048''$)	1
3.	40-0417	Exhaust valve lifter	1
4.	24-6040	Nut, rocker box ($\frac{5}{16}''$ British Standard Cycle)	2
5.	02-0923	Washer, rocker box nut ($\frac{5}{16}'' \times \frac{5}{8}'' \times \frac{1}{16}''$)	2
6.	40-0209	Nut, rocker box ($\frac{1}{4}''$ British Standard Cycle)	7
7.	02-0525	Washer, rocker box nut ($\frac{1}{4}'' \times \frac{1}{2}'' \times .048''$)	7
8.	40-0056	Gasket, rocker inspection cover	1
9.	40-0208	Rocker inspection cover	1
10.	41-0633	Exhaust valve guide	1
11.	40-0309	Screw, rocker inspection cover	1
12.	41-0789	Exhaust valve	1
13.	40-0129*	Cylinder head stud, long ($\frac{1}{4}''$ British Standard Cycle/Fine $\times 2-15/16''$)	3
14.	71-1408	Exhaust pipe complete	1
15.	41-0784	Cylinder head with fixed fittings	1
16.	42-4476	Carburettor stud nut ($\frac{5}{16}''$ British Standard Cycle)	2
17.	70-7821	Tufnol washer, carburettor joint	1
18.	65-1417	Carburettor joint gasket	1
19.	68-0018*	Carburettor stud ($\frac{5}{16}''$ British Standard Cycle/Fine $\times 1\frac{3}{8}''$)	2
20.	41-0788	Inlet valve	1
21.	68-0931	Valve spring bottom cup	2
22.	41-0632	Inlet valve guide	1
23.	65-2494	Valve spring (outer)	2
24.	65-2495	Valve spring (inner)	2
25.	40-0171	Valve spring top collar	2
26.	40-0167	Valve spring collet	4
27.	40-0124	Cylinder head dowel stud	2
28.	66-3074	Cylinder head dowel	2
29.	40-0127	Rocker box stud ($\frac{5}{16}''$ British Standard Cycle/Fine $\times 2-9/16''$)	2
30.	40-0131*	Cylinder head stud, short ($\frac{1}{4}''$ British Standard Cycle/Fine $\times 2\frac{1}{4}''$)	2
31.	70-7857	Rocker box gasket	1
32.	40-0415	Rocker box	1
33.	40-0182	Washer, valve inspection cap	2
34.	41-0031	Valve inspection cap	2
35.	68-0289	"O"-ring, valve lifter	1
36.	41-0176	Exhaust valve lifter lever	1
37.	02-0443	Nut, valve lifter ($\frac{1}{4}''$ British Standard Cycle)	1

*Special material: 13.—EN15. 19.—EN15. 0.—EN15.

Plate 2

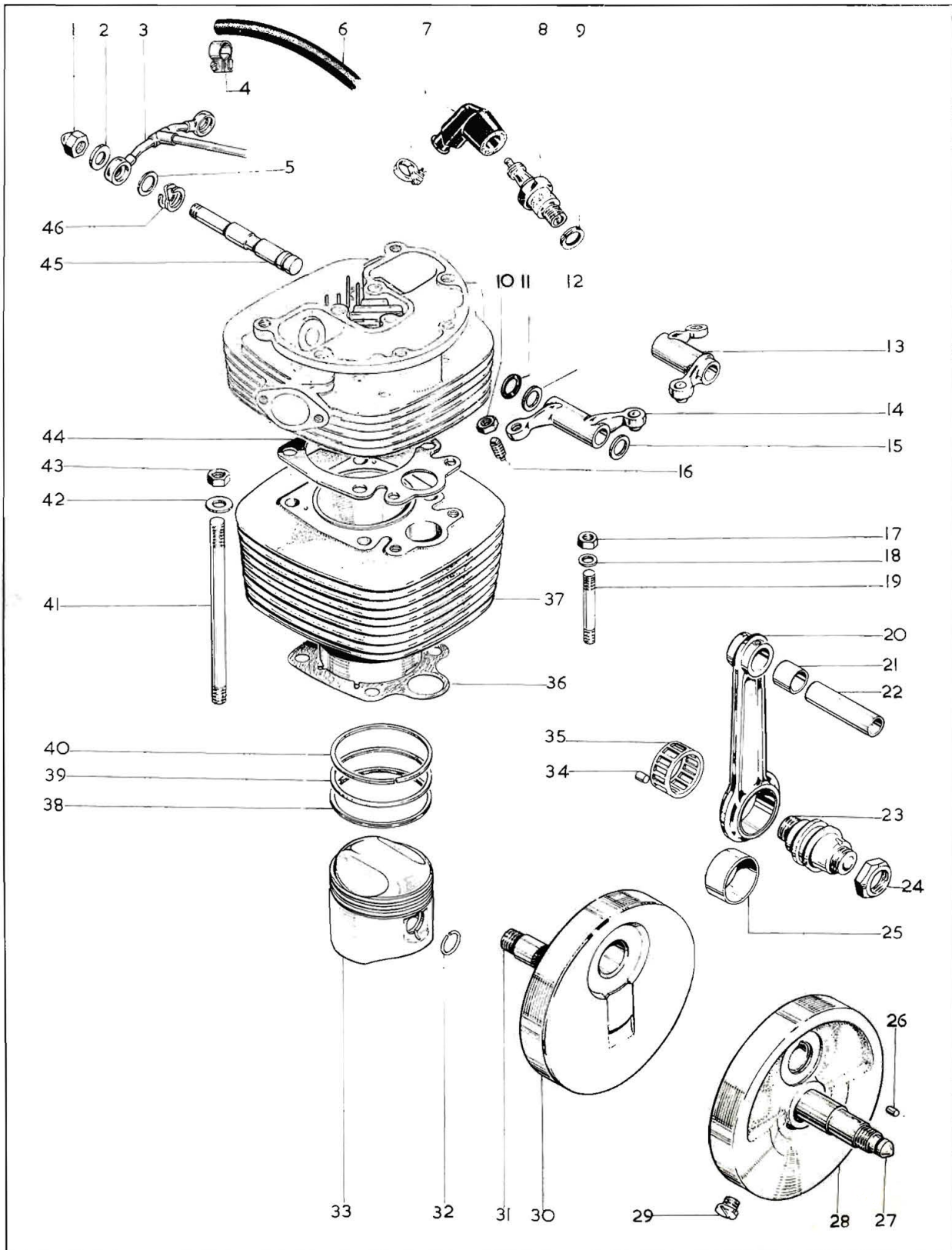


Plate 2

CYLINDER AND CRANKSHAFT

Plate Ref.	Spares No.	Description	Per Set
1.	40-0162	Nut, rocker spindle ($\frac{3}{8}$ " British Standard Cycle, domed)	2
2.	40-0159	Washer, oil feed pipe	4
3.	41-0807	Rocker oil feed pipe	1
4.	62-0263	Clip for oil pipe, line 6	1
5.	40-0157	Thrust washer, rocker spindle ($\frac{3}{8}$ ")	2
6.	40-1037	Flexible oil pipe, rockers	1
7.	19-7625	Spark plug cover (Champion WC548)	1
8.	19-7616	Spark plug (Champion N4)	1
9.	66-0102	Spark plug washer	1
10.	24-0563	Nut, rocker adjusting screw ($\frac{5}{16}$ " British Standard Cycle)	2
11.	40-0148	"O"-ring, rocker spindle	2
12.	40-0158	Thrust washer, rocker spindle ($\frac{1}{2}$ ")	2
13.	40-0296	Exhaust rocker complete	1
14.	40-0292	Inlet rocker complete	1
15.	40-0158	Thrust washer, rocker spindle ($\frac{1}{2}$ ")	2
16.	68-0155*	Rocker adjusting screw ($\frac{5}{16}$ " British Standard Cycle)	2
17.	24-5160	Nut, cylinder stud ($\frac{5}{16}$ " British Standard Cycle)	2
18.	76-0012	Washer, cylinder stud ($21/64" \times 9/16" \times 3/32"$)	2
19.	41-0044*	Cylinder stud ($\frac{5}{16}$ " British Standard Cycle/Fine $\times 2-25/32"$)	2
20.	41-0549	Connecting rod complete	1
21.	66-0492	Small-end bush, connecting rod	1
22.	41-0101	Gudgeon pin	1
23.	41-0586	Crankpin	1
24.	41-0588	Crankpin nut	2
25.	41-0183	Big-end bush, connecting rod	1
26.	41-0551	Peg, crankpin location	1
27.	41-0564	Engine shaft (right-hand)	1
28.	41-0554	Flywheel complete (right-hand)	1
29.	40-0043	Flywheel plug	1
30.	70-9549	Flywheel complete (left-hand)	1
31.	41-0579	Engine shaft (left-hand)	1
32.	66-0954	Gudgeon pin circlip	2
33.	41-0793†	Piston complete	1
34.	26-0650	Crankpin roller	24
35.	40-0572	Crankpin roller cage	1
36.	70-7727	Cylinder base washer	1
37.	41-0787	Cylinder barrel	1
38.	41-0098†	Piston scraper ring	1
39.	41-0092†	Piston compression ring	1
40.	41-0092†	Piston compression ring	1
41.	21-1964	Stud, cylinder holding	4
42.	41-0639	Washer for nut, line 43	4
43.	14-0304	Nut, cylinder holding down ($\frac{7}{16}$ " Unified Fine)	4
44.	41-0638	Cylinder head gasket	1
45.	40-0294	Rocker spindle, inlet and exhaust	2
46.	40-0156	Spring washer, rocker spindle	2
	70-9548	Flywheel and connecting rod assembly	1
	41-0548	Connecting rod and crankpin assembly	1

*Special material: 16.—EN9. 19.—EN14B.

†See page 6.

Plate 3

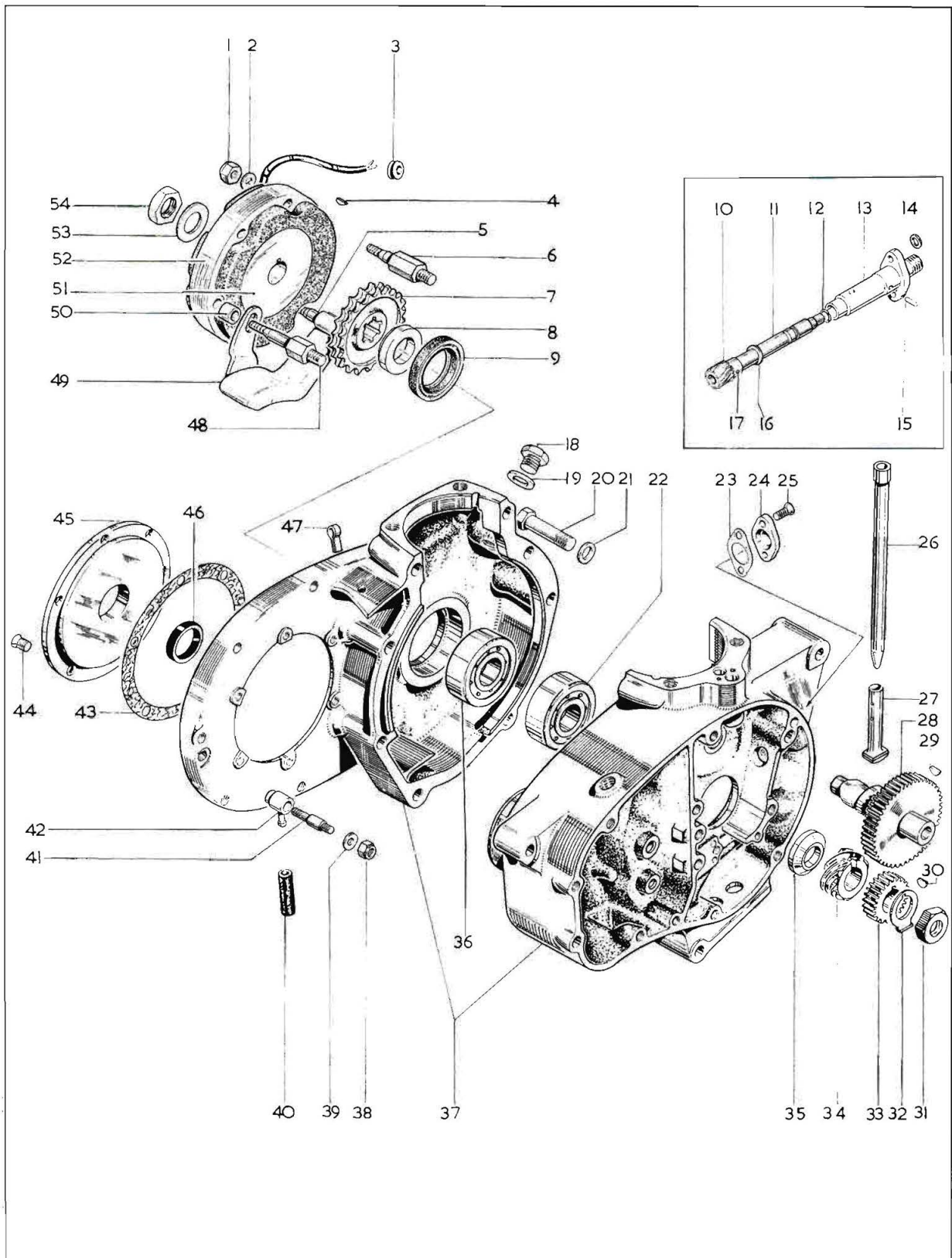


Plate 3

CRANKCASE

Plate Ref.	Spares No.	Description	Per Set
1.	14-1901	Stator self-locknut ($\frac{1}{4}$ " Unified Fine)	3
2.	02-0525	Washer, stator fixing ($\frac{1}{4}$ " \times $\frac{1}{2}$ " \times .048")	3
3.	40-0705	Grommet, generator lead	3
4.	41-0673	Key, rotor to shaft	1
5.	21-1896*	Bottom stud, stator fixing ($\frac{1}{4}$ " Unified Fine \times $\frac{5}{16}$ " Unified Coarse \times 2-9/16")	1
6.	21-1895*	Front stud, stator fixing ($\frac{1}{4}$ " Unified Fine \times $\frac{5}{16}$ " Unified Coarse \times 2-19/32")	1
7.	41-0615	Engine sprocket (28 teeth)	1
8.	40-0325	Engine sprocket spacer (.324—.327"; 8.229—8.305 mm.)	as reqd.
8.	40-0326	Engine sprocket spacer (.309—.312"; 7.884—7.924 mm.)	as reqd.
8.	40-0327	Engine sprocket spacer (.294—.297"; 7.467—7.543 mm.)	as reqd.
9.	40-0025	Oil seal, crankcase drive-side	1
	70-9428	Tachometer drive assembly	1
10.	70-9382	Tachometer drive shaft gear	1
11.	70-9381	Tachometer drive shaft	1
12.	70-9430	"O"-ring, drive shaft	1
13.	70-9517	Drive shaft body	1
14.	24-0036	Sealing washer, drive shaft	1
15.	70-9431	Locating pin, drive shaft	1
16.	70-9383	Thrust washer, drive shaft	1
17.	70-9429	Retaining pin, drive gear	1
18.	21-1872	Plug timing aperture	1
19.	70-8896	Washer for plug, line 18	1
20.	21-1892	Bolt, crankcase ($\frac{5}{16}$ " Unified Coarse \times 1 $\frac{1}{2}$ ")	3
21.	02-0923	Washer, crankcase bolt ($\frac{5}{16}$ " \times $\frac{5}{8}$ " \times $\frac{1}{16}$ ")	3
22.	24-0732	Bearing, right-hand (Hoffman 325)	1
23.	70-9432	Gasket, tachometer drive	1
24.	70-9384	Cover plate, tachometer drive hole	1
25.	40-0242*	Screw, tachometer drive (2 British Association \times 27/64" countersunk)	2

Plate 3—continued

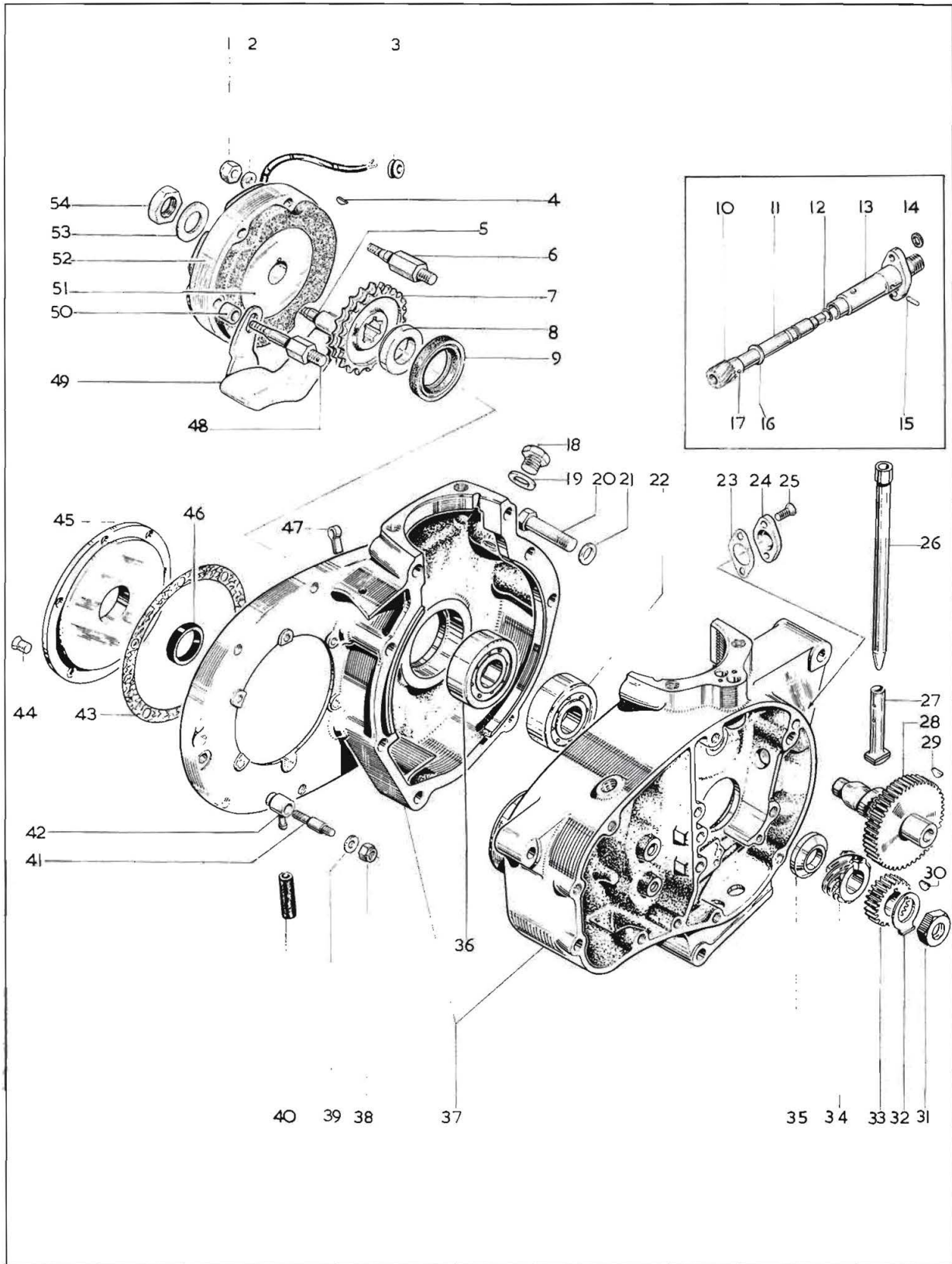


Plate 3—continued

CRANKCASE

Plate Ref.	Spares No.	Description	Per Set
26.	41-0790	Push rod, inlet and exhaust	2
27.	70-7739	Tappet, inlet and exhaust	2
28.	71-1276	Camshaft complete	1
29.	40-0118	Key, camshaft pinion	1
30.	41-0560	Key, crankshaft pinion	1
31.	37-1798	Nut, crankshaft ($\frac{5}{8}$ " British Standard Cycle)	1
32.	40-0455	Lockwasher, crankshaft nut	1
33.	41-0569	Pinion, crankshaft	1
34.	41-0567	Oil pump drive, crankshaft	1
35.	41-0565	Thrust washer, oil pump drive	1
36.	24-0724	Bearing, left-hand (Hoffman R325L)	1
37.	71-1120	Crankcase with fixed fittings	1
38.	14-1901	Nut, chain oiler stud ($\frac{1}{4}$ " Unified Fine)	1
39.	02-0525	Washer, chain oiler stud	1
40.	40-0375	Oil pipe, rear chain oiler	1
41.	21-1985*	Stud, rear chain oiler ($\frac{1}{4}$ " Unified Coarse/Fine $\times 1\frac{5}{8}$ ")	1
42.	68-0383	Rear chain oiler	1
43.	40-0241	Gasket, primary case back	1
44.	40-0246	Screw, primary case back (2 British Association $\times \frac{5}{16}$ ")	6
45.	70-3789	Cover plate, primary case back	1
46.	40-0243	Oil seal, primary case back	1
47.	40-9190	Clip, generator leads	1
48.	21-1894*	Rear stud, stator fixing ($\frac{1}{4}$ " Unified Fine $\times \frac{5}{16}$ " Unified Coarse $\times 2-19/32$ ")	1
49.	41-0143	Chain tensioner, primary	1
50.	41-0146	Distance piece, chain tensioner	1
51.	19-8019	Generator rotor (Lucas 54213901)	1
52.	19-1262	Generator stator (Lucas 47205)	1
53.	29-2054	Washer, rotor fixing	1
54.	29-2053	Nut, rotor fixing	1

*Special material: 5.—EN8. 6.—EN14B. 25.—EN8R. 41.—EN14B. 48.—EN14B.

Plate 4

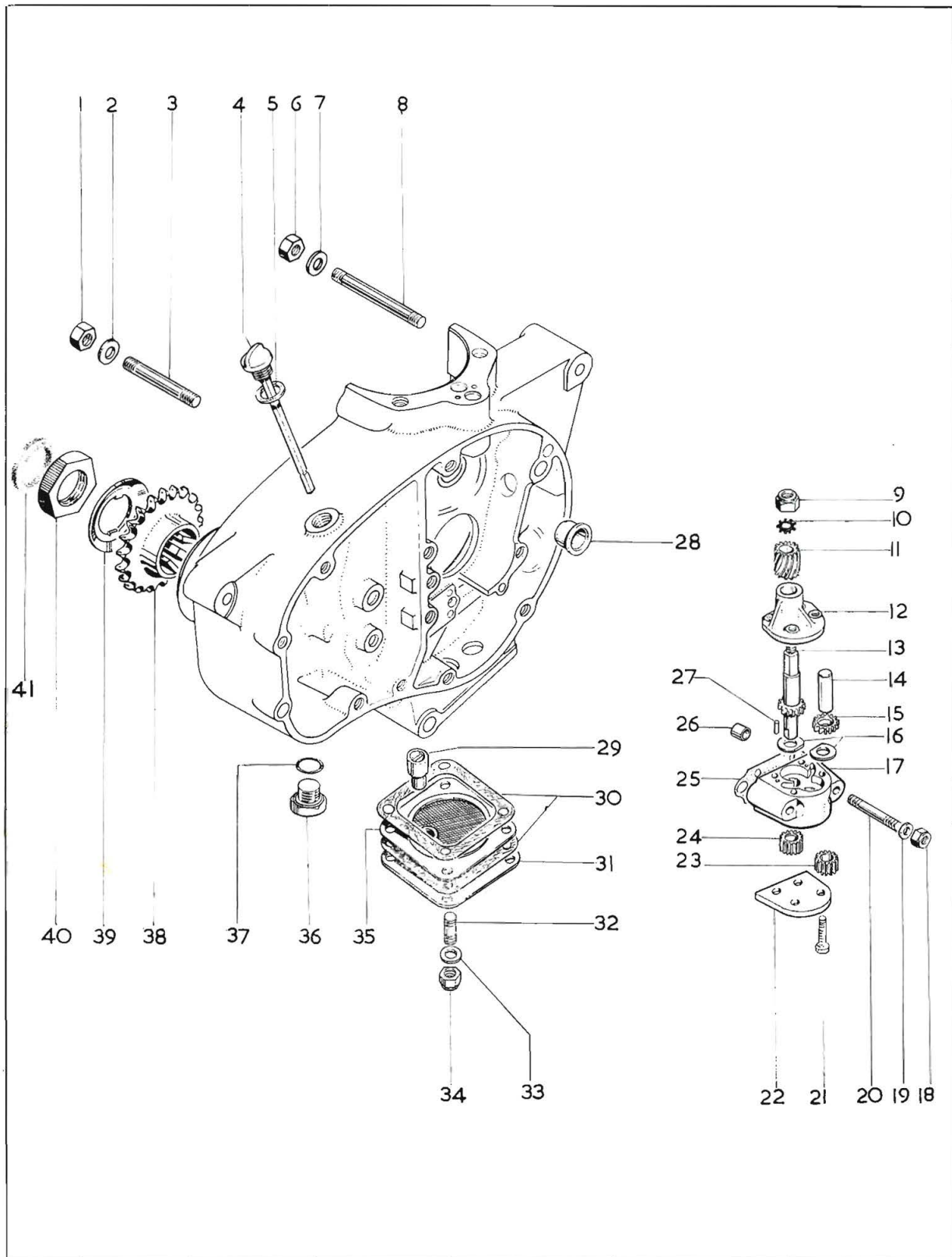


Plate 4

OIL PUMP, GEARBOX SPROCKET

Plate Ref.	Spares No.	Description	Per Set
1.	14-0302	Nut, crankcase stud ($\frac{5}{16}$ " Unified Fine)	2
2.	02-0923	Washer for nut, line 1 ($\frac{5}{16}$ " \times $\frac{5}{8}$ " \times $\frac{1}{16}$ ")	2
3.	21-1890	Crankcase stud, rear ($\frac{5}{16}$ " Unified Fine/Coarse \times 2-11/16")	2
4.	40-1033	Gearbox dipstick	1
5.	57-0948	Dipstick washer	1
6.	14-0302	Nut, crankcase stud ($\frac{5}{16}$ " Unified Fine)	2
7.	02-0923	Washer for nut, line 6 ($\frac{5}{16}$ " \times $\frac{5}{8}$ " \times $\frac{1}{16}$ ")	2
8.	21-1889	Crankcase stud (top)	2
9.	40-0414	Nut, oil pump spindle ($\frac{1}{4}$ " British Standard Cycle)	1
10.	29-0541	Lockwasher, oil pump spindle	1
11.	41-0003	Oil pump driving gear	1
12.	71-1139	Oil pump spindle housing	1
13.	71-1141	Oil pump driving spindle	1
14.	71-1147	Oil pump driven spindle	1
15.	41-0713	Oil pump feed gear (driven)	1
16.	41-0714	Oil pump thrust washer	2
17.	71-1136	Oil pump body	1
18.	14-1901	Nut, oil pump mounting ($\frac{1}{4}$ " Unified Fine)	2
19.	68-0938	Washer, oil pump mounting ($\frac{17}{64}$ " \times $\frac{5}{8}$ " \times $\frac{1}{16}$ ")	2
20.	21-1893*	Stud, oil pump mounting ($\frac{1}{4}$ " Unified Fine/Coarse \times 2- $\frac{3}{16}$ ")	2
21.	41-0609	Screw, oil pump cover plate ($\frac{3}{16}$ " British Standard Cycle \times 1- $\frac{5}{16}$ ")	4
22.	67-1391	Oil pump cover plate	1
23.	41-0605	Oil pump scavenge gear (driven)	1
24.	71-1143	Oil pump scavenge gear (driver)	1
25.	41-0804	Oil pump gasket	1
26.	41-0706	Dowel, oil pump	2
27.	71-1148	Dowel, oil pump body	2
28.	70-8315	Camshaft bush	1
29.	41-0624	Scavenge valve complete	1
30.	67-1288	Scavenge cover gasket, crankcase	2
31.	67-1286	Scavenge cover, crankcase	1
32.	14-1401	Stud, scavenge cover ($\frac{1}{4}$ " Unified Fine/Coarse \times 1")	4
33.	02-0525	Washer, scavenge cover ($\frac{1}{4}$ " \times $\frac{1}{2}$ " \times .048")	4
34.	14-1901	Locknut, scavenge cover ($\frac{1}{4}$ " Unified Fine)	4
35.	70-9979	Filter assembly, crankcase	1
36.	21-1857	Drain plug, gearbox ($\frac{1}{2}$ " Unified Coarse)	1
37.	68-3168	"O"-ring, drain plug	1
38.	41-3092	Gearbox sprocket (17 teeth)	1
39.	40-3121	Lockwasher, gearbox sprocket	1
40.	40-3051*	Nut, gearbox sprocket (1- $\frac{3}{16}$ " \times 20 threads per inch Whitworth)	1
41.	90-6074	Felt washer, gearbox sprocket	1
	71-1134	Oil pump complete	1

*Special material: 20.—EN14B. 40.—EN8.

Plate 5

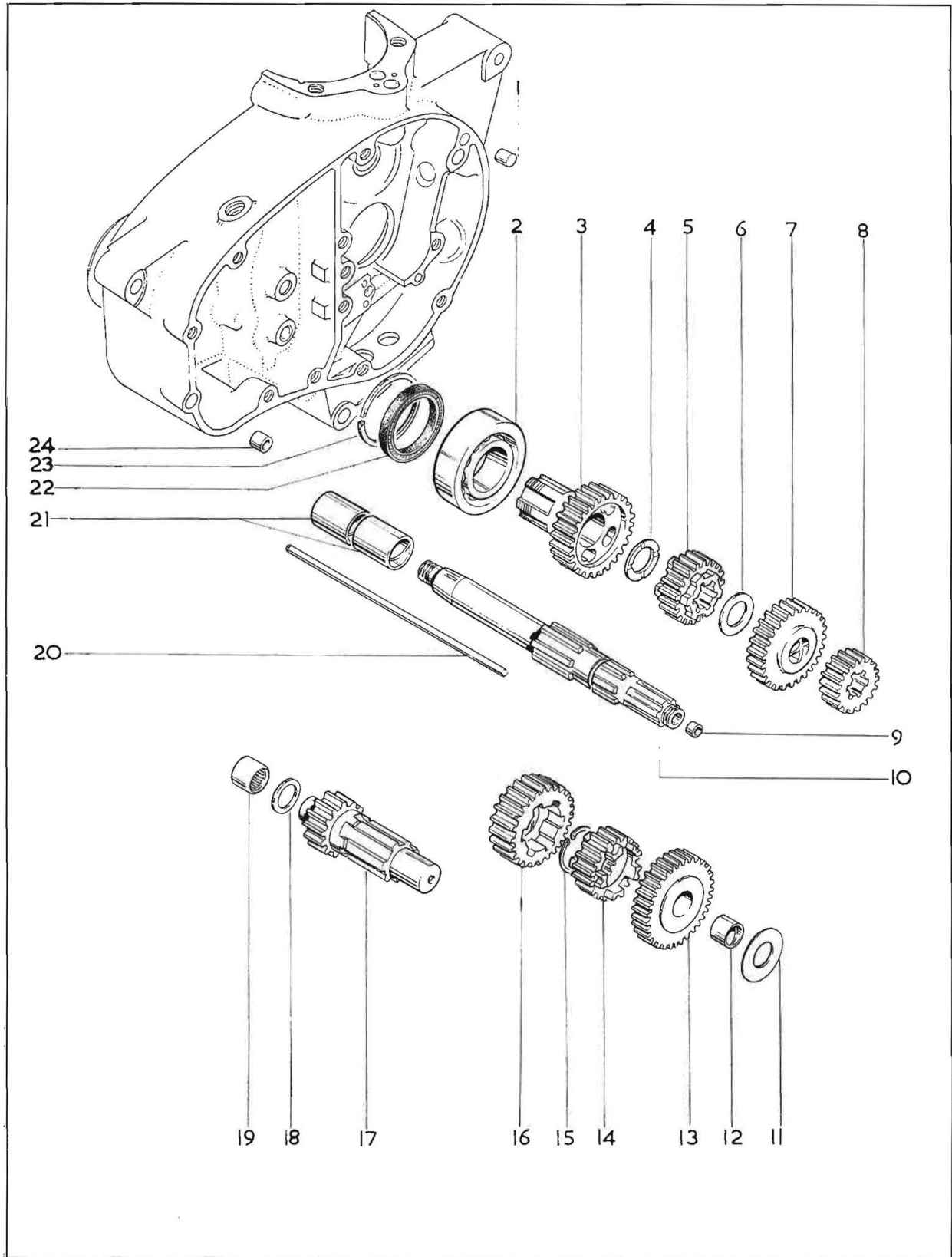


Plate 5

GEAR CLUSTER

Plate Ref.	Spares No.	Description	Per Set
1.	40-0394	Dowel, inner cover to crankcase	2
2.	29-3857	Mainshaft bearing (Hoffman 130)	1
3.	57-3872	Pinion, mainshaft top gear (22 teeth)	1
4.	40-3020	Spacer (.093---.094"; 2.3622---2.3876 mm.)	as reqd.
4.	40-3126	Spacer (.098---.099"; 2.4892---3.1146 mm.)	as reqd.
4.	40-3127	Spacer (.103---.104"; 2.6162---2.6416 mm.)	as reqd.
5.	57-3876	Pinion, layshaft second gear (21 teeth)	1
6.	40-3019	Spacer (.075---.076"; 1.905---1.9304 mm.)	as reqd.
6.	40-3119	Spacer (.070---.071"; 1.778---1.8034 mm.)	as reqd.
6.	40-3120	Spacer (.080---.081"; 2.032---2.0574 mm.)	as reqd.
7.	41-3063	Pinion, mainshaft third gear (24 teeth)	1
8.	41-3089	Pinion, mainshaft first gear (16 teeth)	1
9.	40-3007	Mainshaft bush, push rod	1
10.	40-3254	Mainshaft with bush	1
11.	40-3258	Layshaft shim	1
12.	40-3262	Bush, layshaft first gear	1
13.	57-3874	Pinion, layshaft first gear (27 teeth)	1
14.	57-3877	Pinion, layshaft third gear (19 teeth)	1
15.	41-3078	Layshaft circlip	1
16.	41-3070	Pinion, layshaft second gear (22 teeth)	1
17.	41-3068	Layshaft with top gear (14 teeth)	1
18.	41-3074	Thrust washer (.083---.085"; 2.1082---2.159 mm.)	as reqd.
18.	41-3072	Thrust washer (.078---.080"; 1.9812---2.032 mm.)	as reqd.
19.	40-3292	Layshaft bearing (Torrington B108)	1
20.	40-3265	Clutch push rod	1
21.	41-3045	Bush, mainshaft top gear	2
22.	41-3054	Mainshaft oil seal	1
23.	70-6026	Circlip, mainshaft oil seal	1
24.	66-3074	Dowel, crankcase/inner cover	2

Plate 6

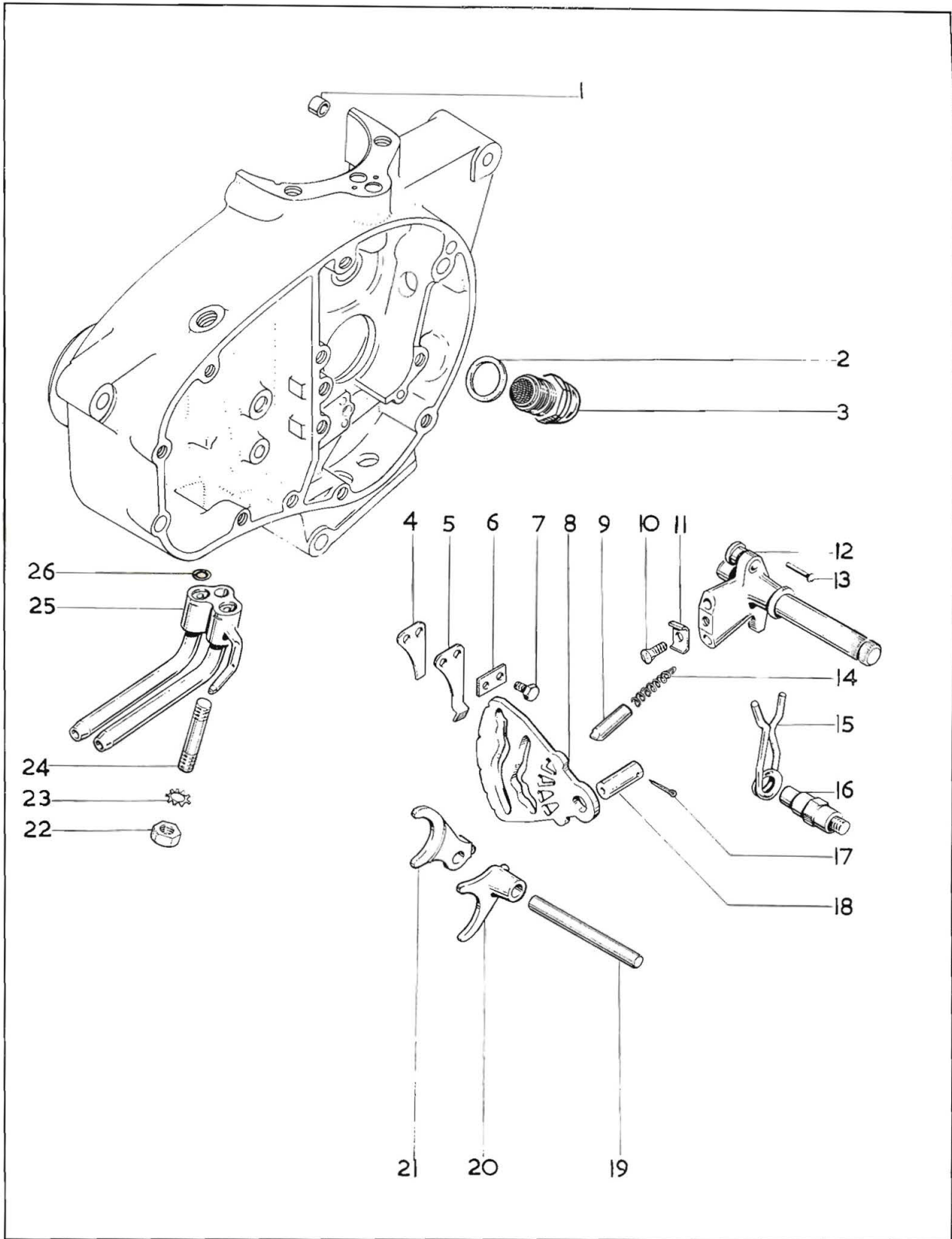


Plate 6
GEARCHANGE MECHANISM

<i>Plate Ref.</i>	<i>Spares No.</i>	<i>Description</i>	<i>Per Set</i>
1.	67-1236	Crankcase dowel	1
2.	70-9737	Pressure release valve washer	1
3.	71-1327	Pressure release valve assembly	1
4.	40-3043	Spring plate	1
5.	40-3042	Cam plate spring	1
6.	40-3045	Lock plate for screw, line 7	1
7.	40-3044	Screw, cam plate spring (2 British Association $\times \frac{3}{8}$ ")	2
8.	57-3850	Cam plate, gearchange	1
9.	40-3193	Plunger, gearchange quadrant	2
10.	40-3323	Screw, plunger keeper plate (5 British Association $\times \frac{5}{16}$ ")	1
11.	40-3194	Keeper plate, gearchange quadrant	1
12.	40-3321	Gearchange quadrant complete	1
13.	40-3059	Rivet, plunger spring	2
14.	40-3155	Plunger spring	2
15.	40-3061	Gearchange return spring	1
16.	57-3763	Anchor bolt, return spring	1
17.	60-2724	Split pin, cam plate spindle ($3/32$ " \times 1")	1
18.	40-3291	Cam plate spindle	1
19.	40-3032	Selector fork spindle	1
20.	40-3033	Layshaft selector fork	1
21.	57-3854	Mainshaft selector fork	1
22.	14-0302	Nut, oil pipe union stud ($\frac{5}{16}$ " Unified Fine)	1
23.	36-0382	Lockwasher, union stud	1
24.	21-1891	Stud, oil pipe union ($\frac{5}{16}$ " Unified Fine/Coarse $\times 17/8$ ")	1
25.	40-1035	Crankcase oil pipe union	1
26.	70-8259	"O"-ring, oil union pipe	2

Plate 7

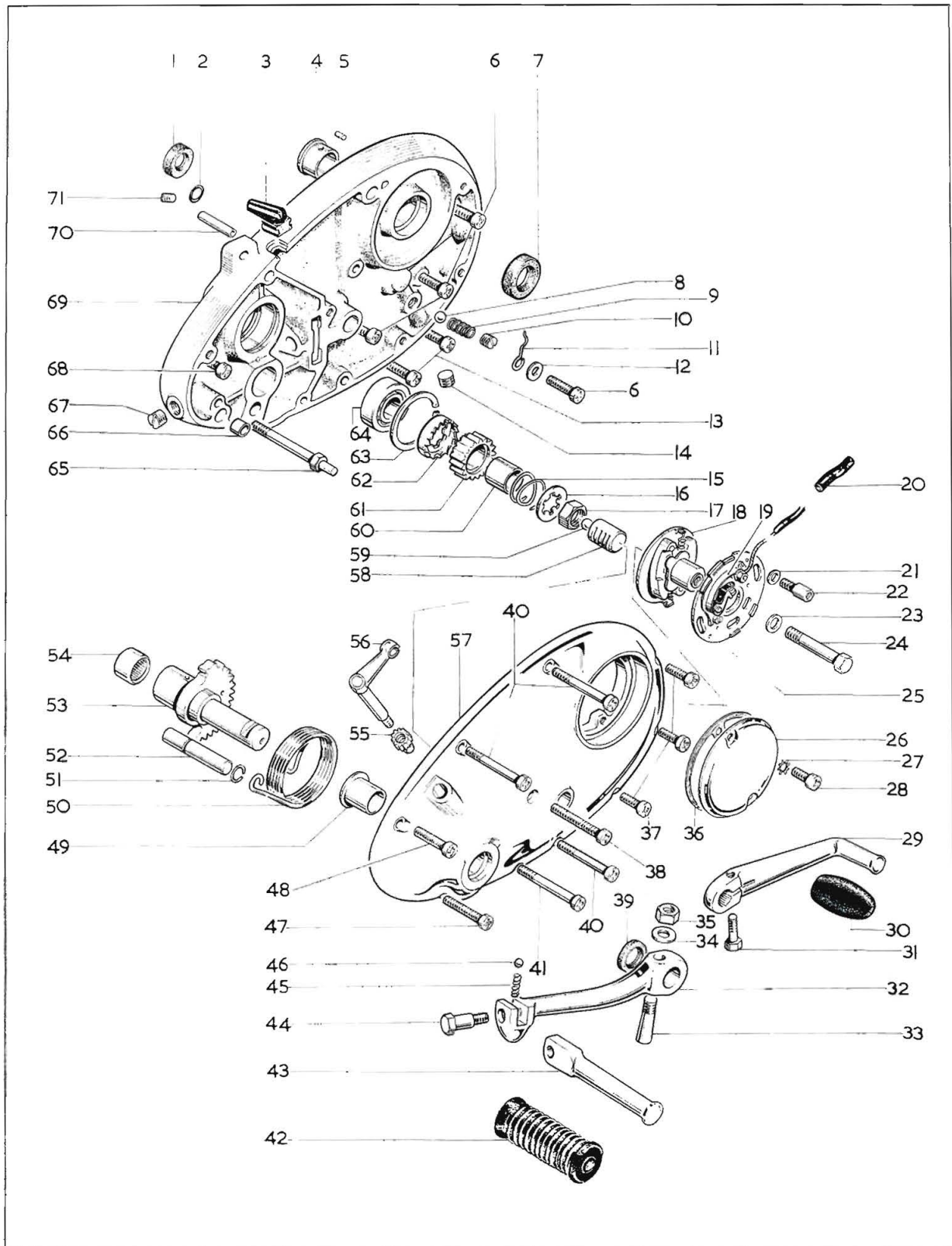


Plate 7

FOOTSTART AND FOOTCHANGE

Plate Ref.	Spares No.	Description	Per Set
1.	40-0977	Oil seal, crankshaft	1
2.	68-0289	"O"-ring, inner cover	1
3.	41-0715	Grommet, contact breaker cable	1
4.	40-0222	Camshaft bush	1
5.	40-0028	Camshaft bush peg	1
6.	14-6610	Screw, inner cover to crankcase ($\frac{1}{4}$ " Unified Coarse \times $1\frac{1}{2}$ ")	4
7.	40-0679	Camshaft oil seal	1
8.	97-2704	Steel ball, non-return valve ($\frac{1}{4}$ " diameter)	1
9.	40-0385	Spring, non-return valve	1
10.	21-1898	Plug, non-return valve	1
11.	90-5268	Clip, contact breaker leads	1
12.	02-0525	Washer, contact breaker lead clip	1
13.	14-6606	Bottom screw, inner cover ($\frac{1}{4}$ " Unified Coarse \times $\frac{3}{4}$ ")	2
14.	70-9526	Sealing plug	1
15.	40-3273	Spring, kickstart ratchet	1
16.	40-3257	Mainshaft lockwasher	1
17.	76-0271	Mainshaft nut	1
18.	19-1853	Auto-advance unit (Lucas 54419653)	1
19.	19-1849	Contact set (Lucas 54419827)	1
20.	40-0723	Contact breaker lead sleeve	1
21.	40-0682	Washer, contact breaker plate	2
22.	40-0683	Pillar bolt, contact breaker plate	2
23.	68-0331	Washer, auto-advance unit	1
24.	14 0208	Bolt, auto-advance unit	1
25.	19-1852	Contact breaker plate (Lucas 54419645)	1
26.	70-8737	Contact breaker cover	1
27.	29-3319	Lockwasher, cover screw	2
28.	70-7354	Screw, contact breaker cover (2 British Association \times $\frac{1}{2}$ ")	2
29.	40-3073	Gearchange lever	1
30.	89-3208	Rubber, gearchange pedal	1
31.	42-6554	Bolt, gearchange pedal ($\frac{1}{4}$ " British Standard Cycle \times $\frac{3}{4}$ ")	1
32.	57-2764	Kickstart lever complete	1
33.	02-2579	Cotter, kickstart lever	1
34.	02-2580	Washer, kickstart lever cotter ($9,32" \times \frac{1}{2}" \times \frac{1}{16}"$)	1
35.	02-2578	Nut, kickstart lever cotter ($\sim 266"$ British Standard Cycle)	1
36.	70-7882	Gasket, contact breaker cover	1

Plate 7—continued

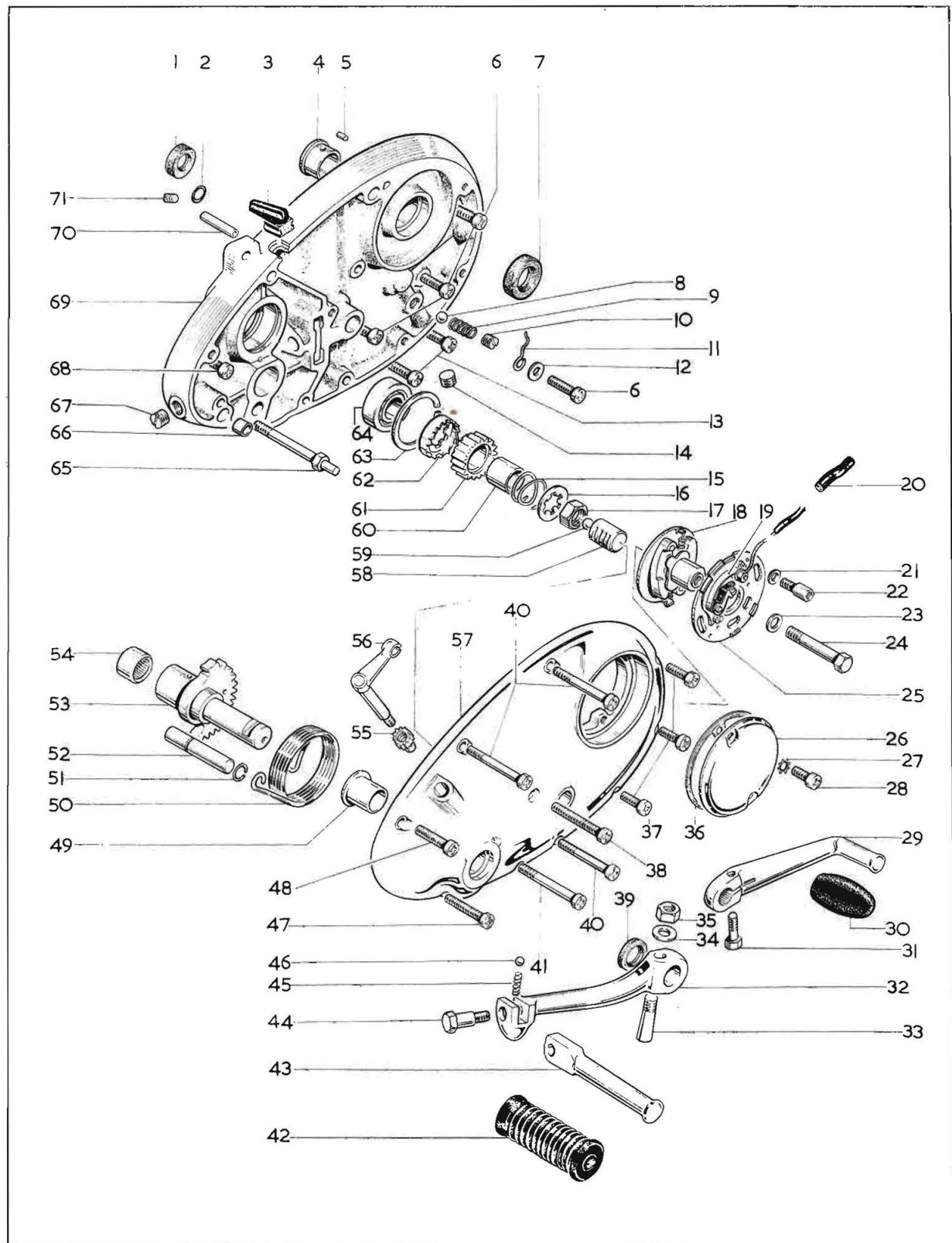


Plate 7—continued

FOOTSTART AND FOOTCHANGE

Plate Ref.	Spares No.	Description	Per Set
37.	40-0236	Screw, outer cover (2 British Association S. $\frac{5}{8}$ "	3
38.	14-6611	Screw, outer cover ($\frac{1}{4}$ " Unified Coarse $\times 1\frac{3}{4}$ "	1
39.	57-2641	Oil seal, kickstart spindle	1
40.	14-6612	Screw, outer cover ($\frac{1}{4}$ " Unified Coarse $\times 2$ "	3
41.	14-6614	Screw, outer cover ($\frac{1}{4}$ " Unified Coarse $\times 2\frac{1}{2}$ "	1
42.	57-2759	Pedal rubber, kickstart lever	1
43.	57-2646	Folding pedal, kickstart lever	1
44.	40-3084	Bolt, kickstart folding pedal ($\frac{5}{16}$ " British Standard Cycle $\times 1\frac{3}{16}$ "	1
45.	40-3085	Spring, kickstart folding pedal	1
46.	97-2704	Ball, kickstart folding pedal ($\frac{1}{4}$ " diameter)	1
47.	14-6610	Screw, outer cover ($\frac{1}{4}$ " Unified Coarse $\times 1\frac{1}{2}$ "	1
48.	14-6606	Screw, outer cover ($\frac{1}{4}$ " Unified Coarse $\times \frac{3}{4}$ "	1
49.	57-2642	Bush, kickstart spindle	1
50.	40-3275	Return spring, kickstart lever	1
51.	40-3277	Circlip, kickstart quadrant stop	1
52.	40-3276	Kickstart quadrant stop	1
53.	57-4070	Kickstart spindle complete	1
54.	40-3292	Bearing, kickstart spindle (Torrington B108)	1
55.	40-3283	Pinion, clutch operating lever	1
56.	57-2750	Clutch lever complete	1
57.	70-9433	Outer timing cover	1
58.	40-3282	Rack, clutch operating	1
59.	65-2593	Ball, clutch push rod thrust ($\frac{7}{32}$ " diameter)	1
60.	40-3272	Bush, kickstart ratchet pinion	1
61.	40-3271	Kickstart ratchet pinion	1
62.	40-3279	Kickstart ratchet	1
63.	76-0528	Circlip, mainshaft bearing	1
64.	90-0011	Bearing, gearbox mainshaft (Hoffman L27)	1
65.	57-3764	Anchor bolt, kickstart return spring	1
66.	66-3074	Dowel, outer to inner cover	2
67.	21-1899	Screw plug, inner cover	1
68.	14-6608	Screw, inner cover ($\frac{1}{4}$ " Unified Coarse $\times 1$ "	1
69.	71-1060	Inner cover complete	1
70.	75-0257	Breather pipe, inner cover	1
71.	53-3049	Plug, mainshaft oil feed	1

Plate 8

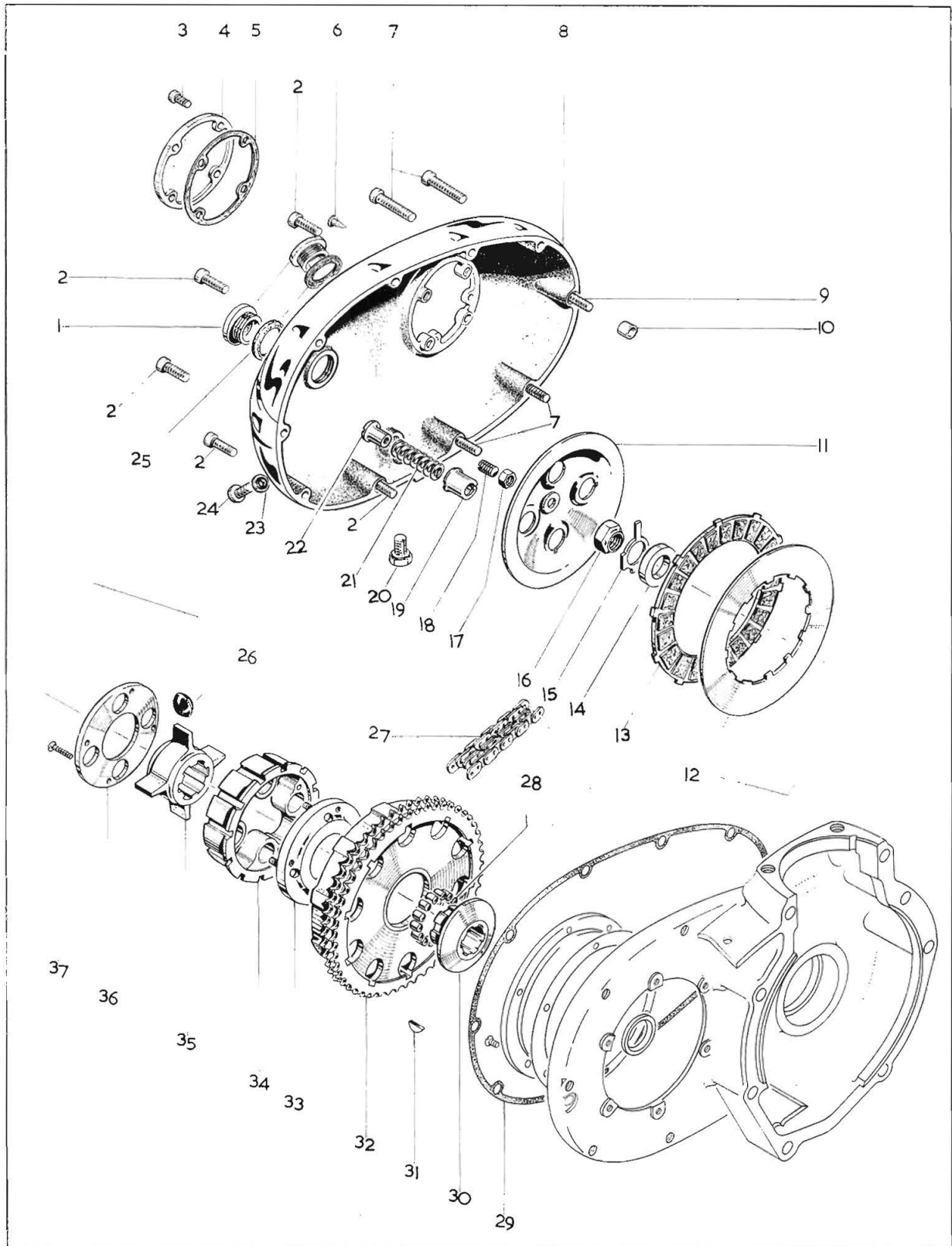


Plate 8

CLUTCH AND PRIMARY COVER

Plate Ref.	Spares No.	Description	Per Set
1.	57-2166	Screwed plug, primary cover	1
1.	70-9800	Screwed breather plug, primary cover	1
2.	14-6610	Primary cover screw, short ($\frac{1}{4}$ " Unified Coarse \times $1\frac{1}{2}$ ")	5
3.	76-4116	Inspection cover screw (2 British Association \times $\frac{1}{2}$ ")	4
4.	68-0839	Timing inspection cover	1
5.	68-0840	Gasket, inspection cover	1
6.	40-1005	Ignition timing pointer	1
7.	14-6611	Primary cover screw, long ($\frac{1}{4}$ " Unified Coarse \times $1\frac{3}{4}$ ")	3
8.	71-1058	Primary cover assembly	1
9.	21-1951	Primary cover screw, dowel hole ($\frac{1}{4}$ " Unified Coarse \times $1\frac{7}{8}$ ")	1
10.	66-3074	Dowel, primary cover to crankcase	2
11.	57-4019	Clutch pressure plate	1
12.	40-3220	Clutch driven plate	5
13.	40-3233	Clutch driving plate	4
14.	40-3234	Spacing washer	1
15.	40-3221	Lockwasher for nut, line 18	1
16.	40-3227	Clutch retaining nut	1
17.	02-2395	Nut, clutch adjusting screw ($\frac{1}{4}$ " British Standard Cycle)	1
18.	40-3230	Clutch adjusting screw ($\frac{1}{4}$ " British Standard Cycle \times $\frac{5}{8}$ ")	1
19.	57-3951	Clutch spring cup	4
20.	21-1943	Primary case drain plug	1
21.	41-3091	Clutch spring	4
22.	41-3215	Clutch spring nut	4
23.	71-1065	Washer, oil level screw	1
24.	21-2002	Oil level screw	1
25.	70-8782	Washer for screwed plugs, lines 1/1	2
26.	41-3212	Rubber pad, drive and rebound	8
27.	19-8683	Primary chain (72 pitch)	1
28.	40-3206	Clutch roller	25
29.	70-7856	Gasket, primary cover	1
30.	40-3201	Clutch hub	1
31.	40-3150	Clutch hub key	1
32.	40-3203	Clutch chainwheel	1
33.	40-3207	Retaining plate (inner)	1
34.	41-3210	Clutch centre	1
35.	41-3209	Clutch spider	1
36.	40-3210	Retaining plate (outer)	1
37.	40-3330	Screw, inner and outer retaining plates (1" British Association \times $15/16$ ")	4
	57-4017	Clutch assembly complete	1

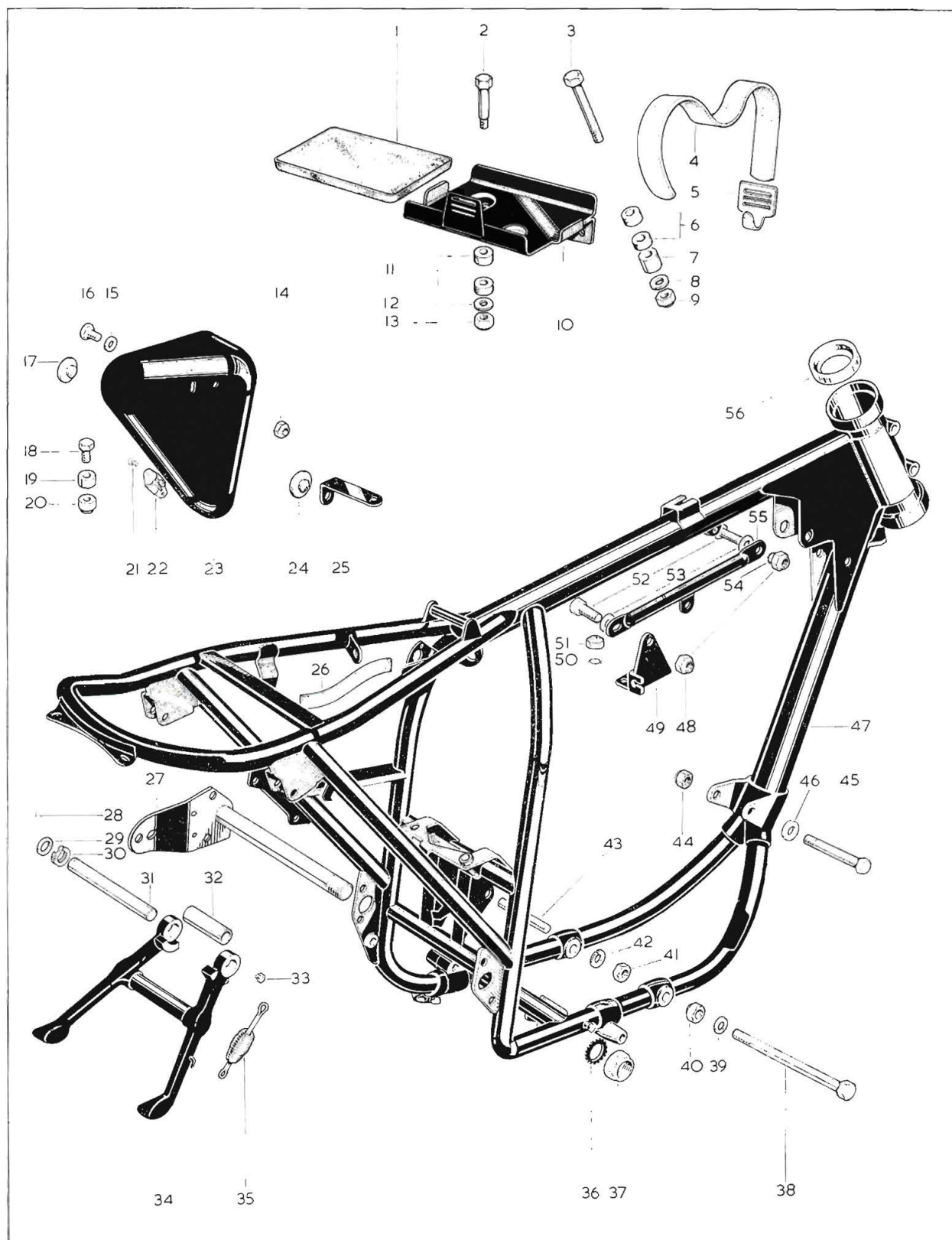
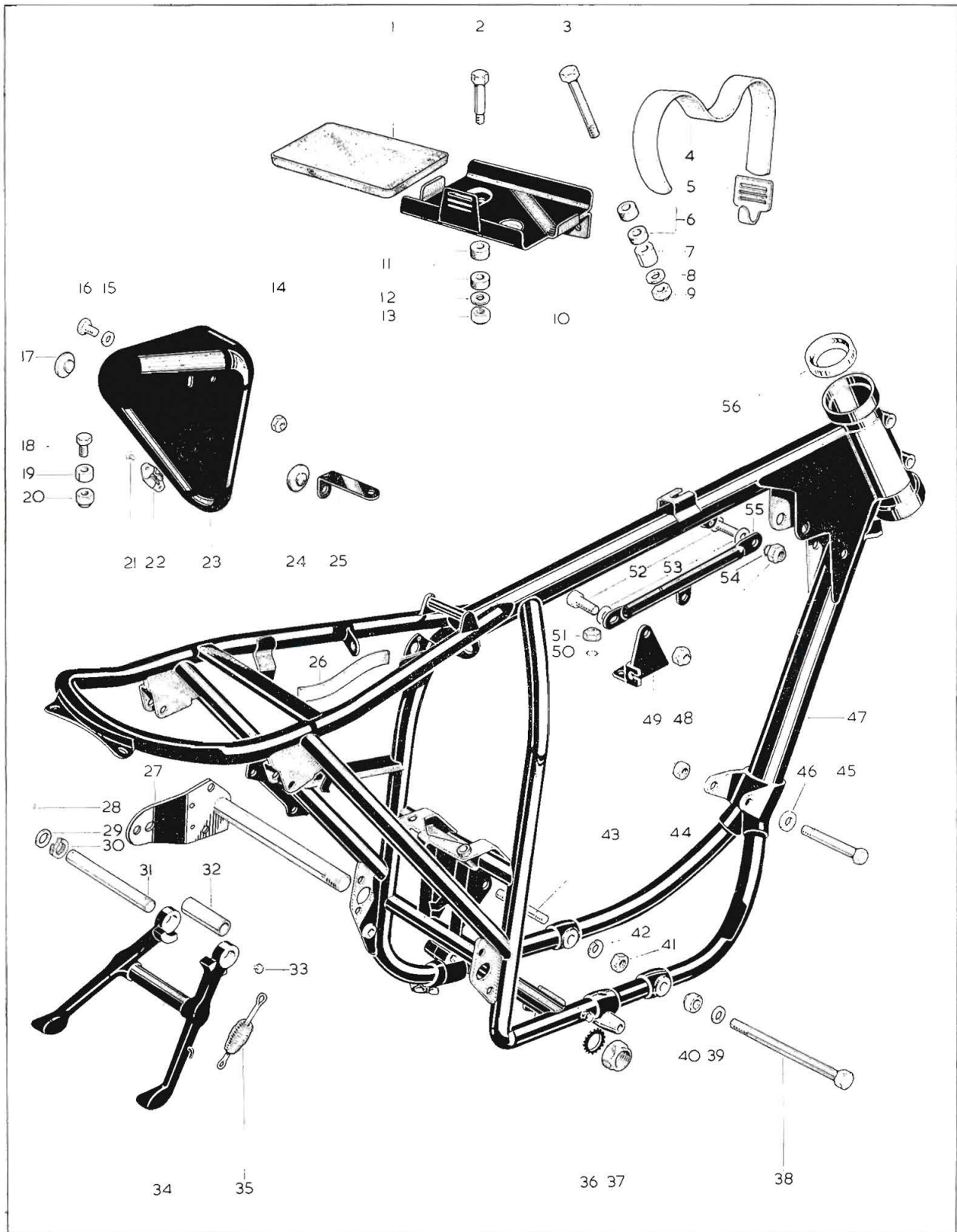


Plate 9

FRAME

Plate Ref.	Spares No.	Description	Per Ser
1.	68-4597	Rubber mat, battery carrier	1
2.	40-4530	Bolt, battery carrier ($\frac{5}{16}$ " British Standard Cycle \times $1\frac{7}{16}$ ")	2
3.	65-8326	Centre bolt, battery carrier ($\frac{3}{8}$ " British Standard Cycle \times 3")	1
4.	68-4577	Battery strap	1
5.	82-9004	Strap hook, battery carrier	1
6.	40-4524	Rubber bush, battery carrier	2
7.	90-4294	Spacer, battery carrier	1
8.	30-0733	Washer, battery carrier	3
9.	42-4475	Nut, battery carrier bolt ($\frac{3}{8}$ " British Standard Cycle)	1
10.	82-8285	Battery carrier	1
11.	40-4524	Rubber bush, battery carrier	4
12.	82-9008	Washer, battery carrier	2
13.	42-4476	Nut, battery carrier ($\frac{5}{16}$ " British Standard Cycle)	2
14.	40-0414	Nut, tool tray to frame ($\frac{1}{4}$ " British Standard Cycle)	2
15.	02-0525	Washer, tool tray to frame	2
16.	02-0220	Bolt, tool tray to frame ($\frac{1}{4}$ " British Standard Cycle \times $\frac{3}{8}$ ")	2
17.	40-8046	Rubber pad, tool tray	1
18.	02-1354	Bolt, tool tray to frame ($\frac{1}{4}$ " British Standard Cycle \times $41/64$ ")	1
19.	15-7563	Spacer, tool tray to frame	1
20.	40-0414	Nut, tool tray to frame ($\frac{1}{4}$ " British Standard Cycle)	1
21.	68-9337	Rivet, "Oddie" clip	4
22.	68-9115	"Oddie" clip	2
23.	40-9172	Tool tray	1
24.	40-8046	Rubber pad	1
25.	40-9187	Bracket for rubber pad	1
26.	40-9188	Protective strip, sidecover	1
27.	47-4214	Spindle assembly, swinging arm	1
28.	60-2722	Split pin, centre stand ($3/32$ " \times $3/4$ ")	2

Plate 9—continued



FRAME

Plate Ref.	Spares No.	Description	Per Set
29.	15-0039	Washer, centre stand	2
30.	03-1346	Spring washer, centre stand	1
31.	82-9124	Pivot bar, centre stand	1
32.	82-9125	Spacer, centre stand	1
33.	47-9012	Grease nipple, centre stand	2
34.	82-8686	Centre stand	1
35.	68-4708	Return spring, centre stand	1
36.	42-4364	Lockwasher, swinging arm spindle	1
37.	42-4343	Nut, swinging arm spindle (13/16" British Standard Cycle)	1
38.	21-1934*	Lower engine bolt (3/8" Unified Fine × 7-15/16")	1
39.	02-2138	Spacer, engine bolt	2
40.	14-1803	Nut, engine bolt (3/8" Unified Fine)	1
41.	02-0046	Nut, rear engine stud (3/8" British Standard Cycle)	2
42.	02-0522	Spring washer, engine stud	2
43.	40-4077*	Rear engine stud (3/8" British Standard Cycle/Fine × 2-9/16")	1
44.	42-4475	Nut, engine bolt (3/8" British Standard Cycle)	1
45.	40-4081*	Front engine bolt (3/8" British Standard Cycle × 3-13/16")	1
46.	68-4925	Spacer, exhaust pipe bracket	1
47.	82-9213	Frame complete	1
48.	42-4475	Nut, engine steady stay (3/8" British Standard Cycle)	2
49.	41-0175	Engine steady bracket	1
50.	36-0382	Lockwasher, bracket to engine	2
51.	02-0049	Nut, bracket to engine (5/16" British Standard Cycle)	2
52.	75-4813*	Bolt, engine steady stay (3/8" British Standard Cycle × 13/16")	2
53.	02-2138	Washer, engine steady stay	2
54.	66-4707	Lockwasher, front steady bolt	1
55.	83-1532	Engine steady stay	1
56.	66-4149	Steering head cup	2

*Special material: 38.—EN15. 43.—EN15. 45.—EN14B. 52.—EN8R.

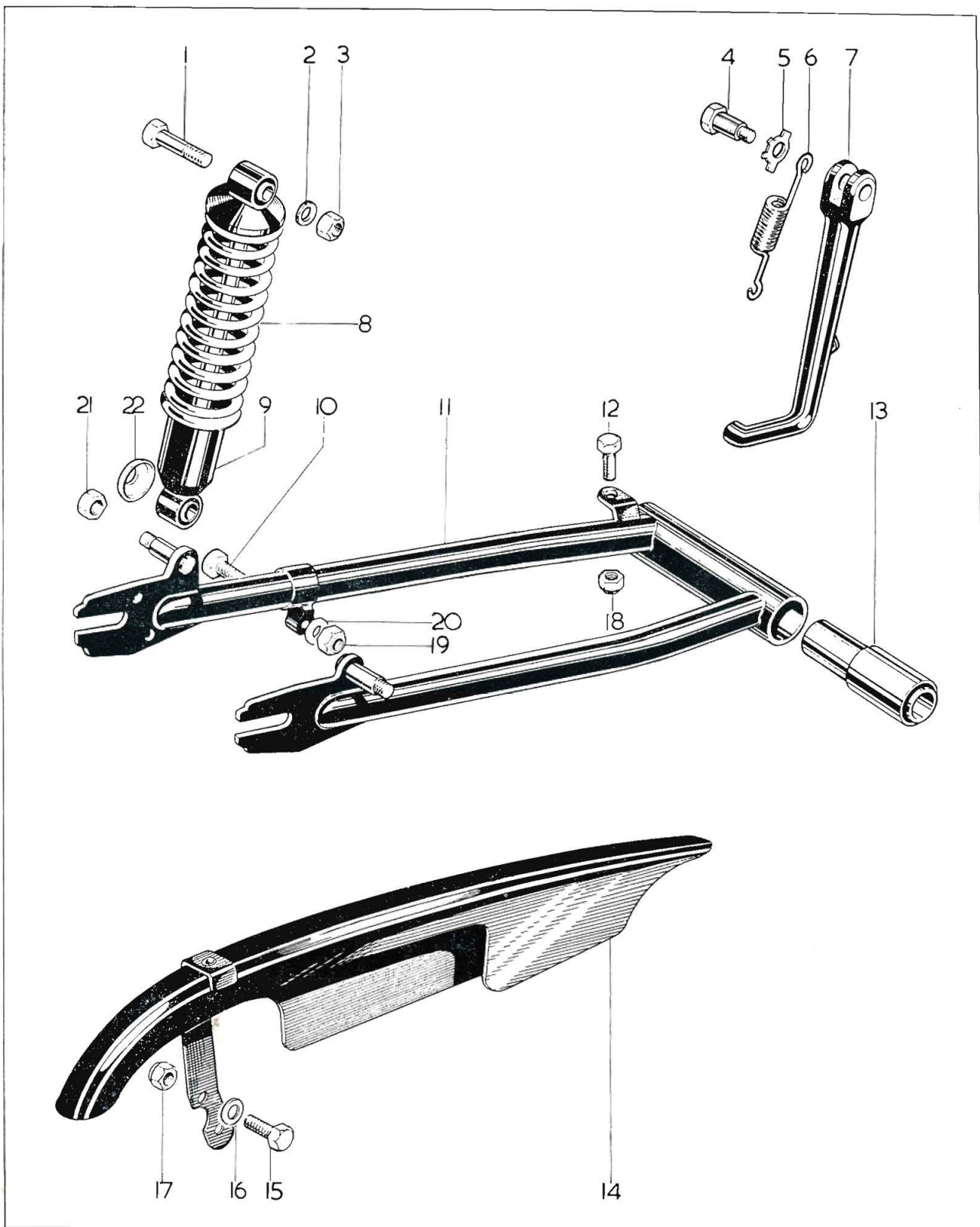


Plate 10

SWINGING ARM

Plate Ref.	Spares No.	Description	Per Set
1.	40-6910*	Bolt, rear damper top mounting ($\frac{3}{8}$ " British Standard Cycle \times $1\frac{1}{8}$ ") ..	2
2.	02-1733	Washer, rear damper top mounting	2
3.	02-0449	Nut, rear damper top mounting ($\frac{3}{8}$ " British Standard Cycle)	2
4.	40-4733*	Pivot bolt, prop stand ($\frac{3}{8}$ " British Standard Cycle \times $1-9/32$ ")	1
5.	40-4734	Lockwasher, pivot bolt	1
6.	40-4735	Return spring, prop stand	1
7.	83-1604	Prop stand	1
8.	19-7441	Rear damper spring (Girling 64543708)	2
9.	19-7452	Rear damper (Girling 64052110)	2
10.	67-1171*	Bolt, anchor strap to swinging arm ($\frac{3}{8}$ " British Standard Cycle \times $1-5/16$ ") ..	1
11.	82-9210	Swinging arm complete	1
12.	02-0220	Bolt, chainguard front ($\frac{1}{4}$ " British Standard Cycle \times $\frac{3}{8}$ ")	1
13.	40-4241	Silentbloc bush, swinging arm	2
14.	82-9950	Rear chainguard	1
15.	14-0113	Bolt, chainguard to swinging arm ($\frac{5}{16}$ " Unified Fine \times $\frac{5}{8}$ ")	1
16.	02-2138	Washer, chainguard to swinging arm	1
17.	14-1902	Nut, chainguard to swinging arm ($\frac{5}{16}$ " Unified Fine)	1
18.	40-0414	Nut, chainguard to swinging arm ($\frac{1}{4}$ " British Standard Cycle)	1
19.	41-4105	Nut, anchor strap to swinging arm ($\frac{3}{8}$ " British Standard Cycle)	1
20.	02-0861	Washer, anchor strap to swinging arm	1
21.	14-0903	Nut, rear damper bottom mounting ($\frac{3}{8}$ " Unified Fine)	2
22.	82-8933	Dust cover, rear damper	2

*Special material: 1.—EN15. 4.—EN32B. 10.—EN15.

Plate 11

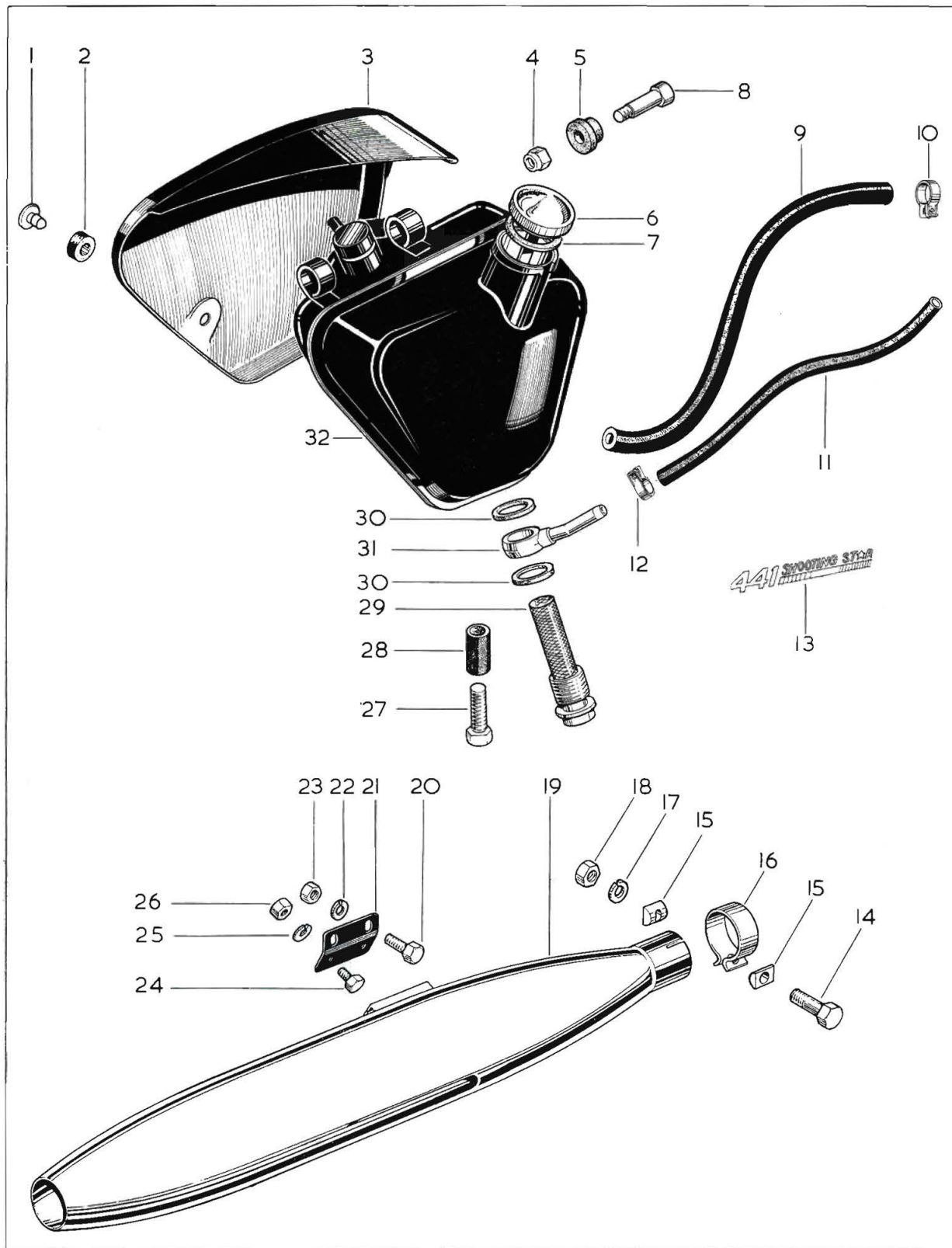


Plate 11

OIL TANK, SIDECOVERS, SILENCER

Plate Ref.	Spares No.	Description	Per Set
1.	68-9287	"Oddie" stud (long)	1
1.	68-9223	"Oddie" stud (short)	3
2.	68-9227	"Oddie" stud rubber	1
2.	68-9226	"Oddie" stud rubber	3
3.	82-8614	Sidecover (left-hand)	1
4.	42-3249	Nut, oil tank mounting ($\frac{1}{4}$ " British Standard Cycle)	2
5.	40-8436	Rubber bush, oil tank mounting	2
6.	83-1651	Oil tank filler cap	1
7.	67-0042	Fibre washer, filler cap	1
8.	40-8435	Bolt, oil tank mounting ($\frac{1}{4}$ " British Standard Cycle $\times \frac{1}{4}$ ")	2
9.	40-8382	Oil return pipe	1
10.	68-8343	Clip, oil return pipe	2
11.	68-8383	Oil feed pipe	1
12.	68-8382	Clip, oil feed pipe	2
13.	60-2033	Sidecover and oil tank transfer	2
14.	14-0219	Bolt, silencer clip ($\frac{5}{16}$ " Unified Fine $\times 1\frac{1}{2}$ ")	1
15.	75-2719	"D"-washer, silencer clip	2
16.	70-5874	Silencer clip complete	1
17.	54-8003	Spring washer, silencer clip	1
18.	21-1908	Nut, silencer clip ($\frac{5}{16}$ " Unified Fine)	1
19.	71-1319	Silencer complete	1
20.	24-0649	Bolt, bracket to frame ($\frac{3}{8}$ " British Standard Cycle $\times \frac{7}{8}$ ")	2
21.	40-2844	Silencer bracket	1
22.	02-2903	Spring washer, bracket to frame	2
23.	02-0046	Nut, bracket to frame ($\frac{3}{8}$ " British Standard Cycle)	2
24.	14-0101	Bolt, bracket to silencer ($\frac{1}{4}$ " British Standard Cycle $\times \frac{1}{2}$ ")	2
25.	82-9020*	Spring washer, bracket to silencer	2
26.	14-1301	Nut, bracket to silencer ($\frac{1}{4}$ " British Standard Cycle)	2
27.	21-0771	Bolt, oil tank mounting ($\frac{5}{16}$ " Unified Fine $\times 1\frac{3}{4}$ ")	1
28.	40-8401	Rubber sleeve, oil tank mounting	1
29.	29-7962	Oil tank filter	1
30.	29-7971	Fibre washer, banjo union	2
31.	82-8874	Banjo union, oil tank	1
32.	83-1648	Oil tank with fixed fittings	1

*Code 25 Spring washer is now cancelled.

Plate 12

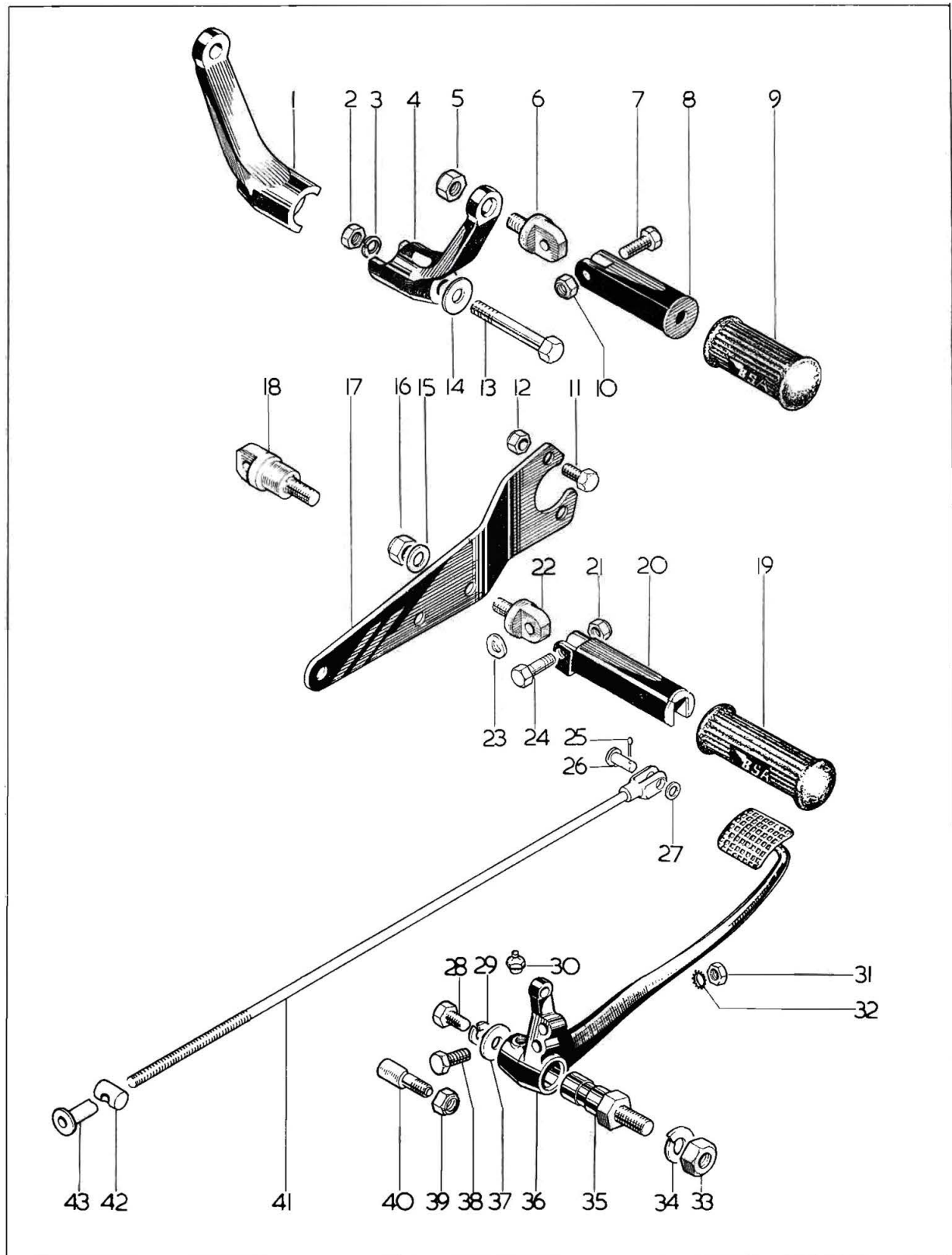


Plate 12

FOOTRESTS AND BRAKE LINKAGE

Plate Ref.	Spares No.	Description	Per Set
1.	83-1426	Footrest bracket (left-hand)	1
2.	02-0046	Nut, bracket to frame ($\frac{3}{8}$ " British Standard Cycle)	2
3.	02-0522	Spring washer, bracket to frame	2
4.	83-1428	Footrest bracket (right-hand)	1
5.	41-4105	Nut, anchor bolt to bracket ($\frac{3}{8}$ " British Standard Cycle)	2
6.	65-4917	Anchor bolt, folding footrest	2
7.	29-5293	Bolt, footrest to anchor bolt ($\frac{5}{16}$ " British Standard Cycle $\times 1\frac{1}{4}$ ")	2
8.	42-4926	Folding footrest	2
9.	82-9608	Folding footrest rubber	2
10.	42-4476	Nut, footrest to anchor bolt ($\frac{5}{16}$ " British Standard Cycle)	2
11.	14-0116	Bolt, bracket to frame ($\frac{5}{16}$ " Unified Fine $\times 1$ ")	3
12.	14-0702	Nut, bracket to frame ($\frac{5}{16}$ " Unified Fine)	3
13.	68-4081*	Bolt, bracket to frame ($\frac{3}{8}$ " British Standard Cycle $\times 2-15/16$ ")	2
14.	27-5676	Washer, bracket to frame	2
15.	02-2138	Washer, anchor bolt	2
16.	41-4105	Nut, anchor bolt ($\frac{3}{8}$ " British Standard Cycle)	2
17.	82-9943	Bracket (right-hand)	1
18.	40-4820	Footrest anchor bolt (left-hand)	1
19.	82-9603	Pillion footrest rubber	2
20.	68-4835	Pillion footrest	2
21.	42-4476	Nut, footrest pivot bolt ($\frac{5}{16}$ " British Standard Cycle)	2
22.	65-4917	Anchor bolt (right-hand)	1
23.	04-2276	Washer, pillion footrest	2
24.	29-5293	Pivot bolt, pillion footrest ($\frac{5}{16}$ " British Standard Cycle $\times 1\frac{1}{4}$ ")	2
25.	60-2683	Split pin, brake rod to pedal ($\frac{1}{16}$ " $\times \frac{3}{8}$ ")	1
26.	83-1460	Pivot pin, brake rod to pedal	1
27.	02-0525	Washer, brake rod to pedal	1
28.	40-6030*	Bolt, brake pedal to pivot ($\frac{3}{8}$ " British Standard Cycle $\times \frac{3}{4}$ ")	1
29.	03-0111	Spring washer, brake pedal to pivot	1
30.	28-2080	Grease nipple, brake pedal	1
31.	02-1027	Nut, pedal adjuster ($\frac{1}{4}$ " British Standard Cycle)	2
32.	29-0541	Lockwasher, pedal adjuster bolt	2
33.	02-1925	Nut, brake pedal pivot ($\frac{7}{16}$ " British Standard Cycle)	1
34.	02-1967	Spring washer, brake pedal pivot	1
35.	41-7007	Pivot pin, brake pedal	1
36.	47-7013	Rear brake pedal	1
37.	30-0196	Washer, brake pedal to pivot	1
38.	47-7003	Bolt, brake pedal adjuster	2
39.	14-0702	Nut, brake pedal stop ($\frac{5}{16}$ " Unified Fine)	1
40.	82-9958	Brake pedal stop	1
41.	41-7037	Rear brake rod	1
42.	65-6274	Swivel pin, brake rod	1
43.	90-7029	Adjuster nut, brake rod ($\frac{1}{4}$ " British Standard Fine)	1

*Special material: 13.—EN15. 28.—EN14B.

Plate 13

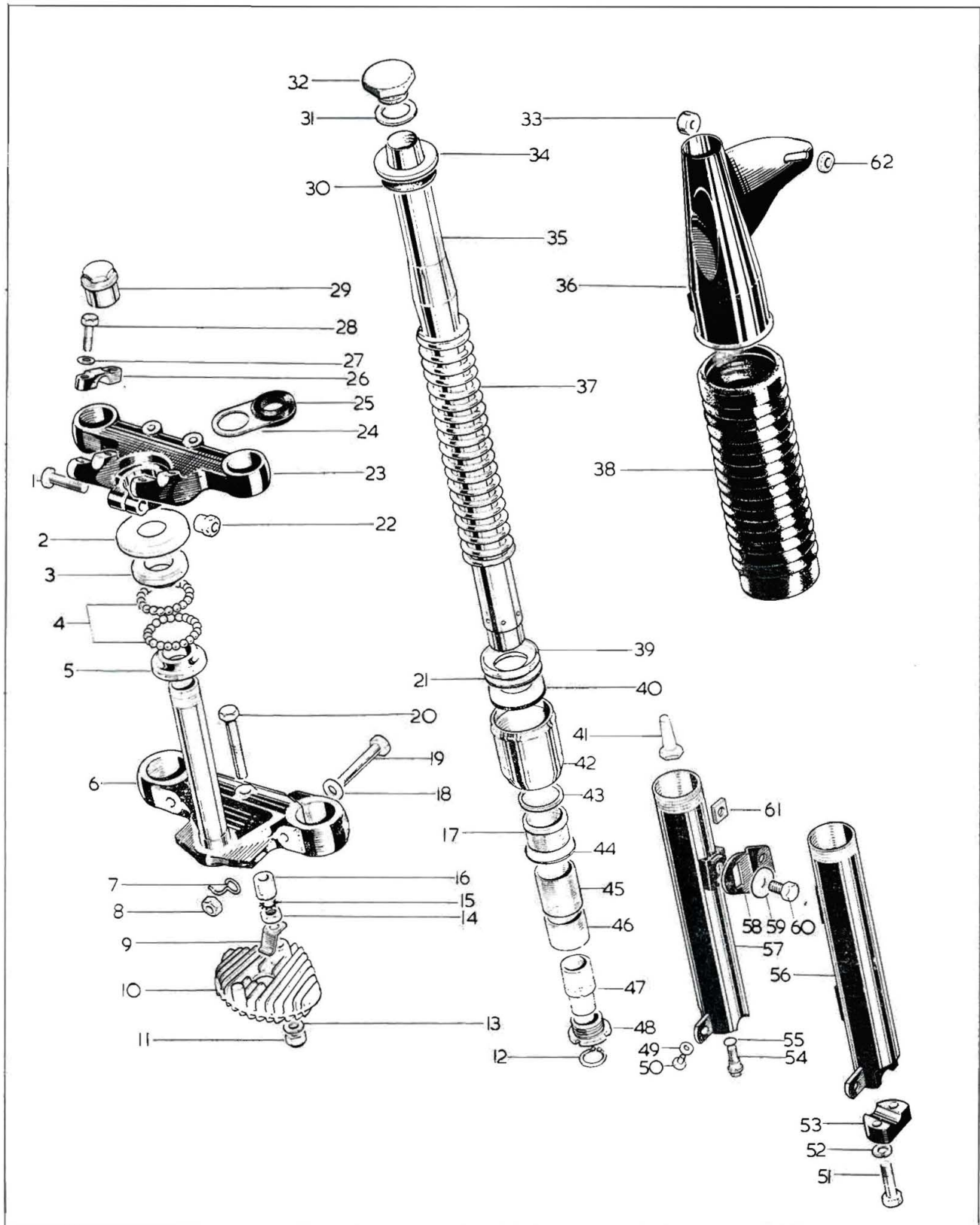


Plate 13

FRONT FORKS

Plate Ref.	Spares No.	Description	Per Set
1.	27-5135	Pinch bolt, top yoke	1
2.	40-5145	Dust cap, top cone	1
3.	40-5143	Top cone, steering head	1
4.	97-2704	Steel ball, steering head ($\frac{1}{4}$ " diameter; 6.35 mm.)	40
5.	40-5144	Bottom cone, steering head	1
6.	97-2526	Fork bottom yoke	1
7.	40-5090	Cable guide clip	1
8.	14-0303	Nut, bottom yoke pinch bolt ($\frac{3}{8}$ " Unified Fine)	2
9.	68-9429	Diode retainer	1
10.	68-9428	Diode heat sink	1
11.	75-3144	Locknut, heat sink bolt ($\frac{5}{16}$ " British Standard Cycle)	1
12.	97-2127	Shuttle valve circlip	2
13.	02-0923	Washer, heat sink bolt	2
14.	02-0049	Nut, heat sink bolt ($\frac{5}{16}$ " British Standard Cycle)	1
15.	36-0382	Lockwasher, heat sink bolt	1
16.	29-9388	Spacer, heat sink	1
17.	75-5105	Fork top bush	2
18.	02-2138	Washer, bottom yoke bolt	2
19.	21-0785*	Bolt, bottom yoke ($\frac{3}{8}$ " Unified Fine \times $2\frac{7}{16}$ ")	2
20.	40-9134	Bolt, heat sink ($\frac{5}{16}$ " British Standard Cycle \times 3")	1
21.	97-1656	Support washer, fork spring	2
22.	64-6016	Nut, top yoke bolt ($\frac{3}{8}$ " British Standard Cycle)	1
23.	97-2525	Fork top yoke	1
24.	68-5137	Cable guide bracket	2
25.	76-9325	Grommet, cable guide bracket	2
26.	65-5333	Handlebar clamp	2
27.	15-5155	Washer, clamp bolt	4
28.	68-5056	Bolt, handlebar clamp ($\frac{5}{16}$ " British Standard Cycle \times $1\frac{1}{8}$ ")	4
29.	40-5018	Steering stem cap	1
30.	47-5065	Sealing washer	2
31.	65-5332	Washer, fork top nut	2
32.	97-2245	Top nut, fork shaft ($1\frac{1}{16}$ " Unified Fine)	2
33.	68-5108	Headlamp spacer	2
34.	47-5064	Retainer, sealing washer	4

Plate 13—continued

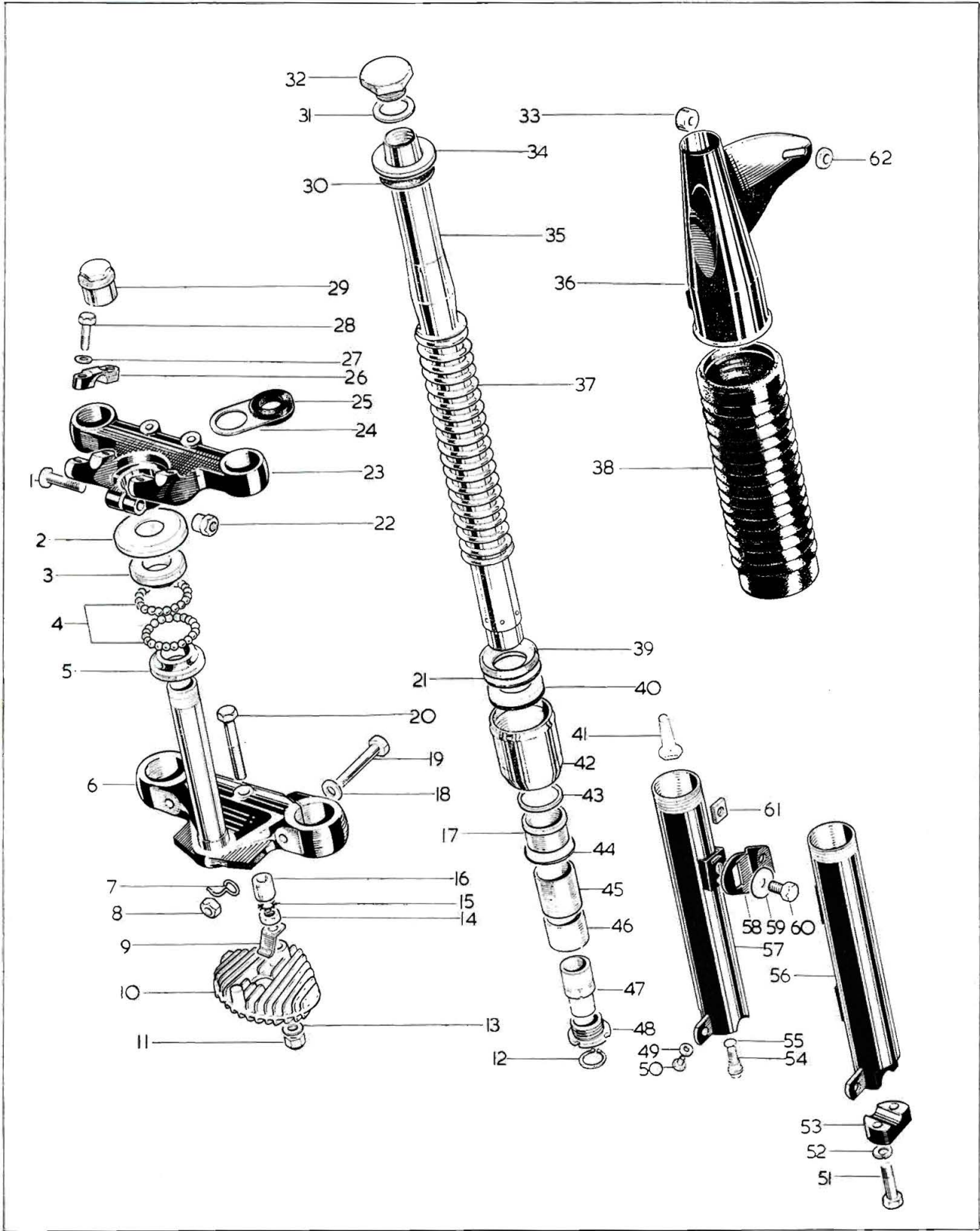


Plate 13—continued

FRONT FORKS

Plate Ref.	Spares No.	Description	Per Set
35.	97-3906	Fork shaft	2
36.	97-3694	Fork sleeve (right-hand)	1
36.	97-3693	Fork sleeve (left-hand)	1
37.	97-3678	Fork spring	2
38.	97-2513	Fork bellows	2
39.	97-3638	Spring support	2
40.	75-5099	Fork oil seal	2
41.	97-2090	Fork restrictor	2
42.	97-3639	Fork oil seal holder	2
43.	75-5088	Outer washer	2
44.	75-5199	Fork "O"-ring	2
45.	97-3672	Fork inner sleeve	2
46.	75-5104	Fork lower bush	2
47.	97-2154	Shuttle valve	2
48.	97-2091	Bottom nut, fork shaft ($1\frac{1}{16}$ " Unified Fine)	2
49.	54-0042	Drain plug washer	2
50.	97-0519	Fork drain plug	2
51.	14-0218	Bolt, fork end cap ($\frac{5}{16}$ " Unified Fine $\times 1\frac{3}{8}$ ")	4
52.	54-8003	Spring washer, end cap bolt	4
53.	75-5095	Fork end cap	2
54.	97-2126	Flanged bolt, restrictor	2
55.	40-5069	Washer, restrictor bolt	2
56.	97-3922	Sliding tube (right-hand)	1
57.	97-3921	Sliding tube (left-hand)	1
58.	97-3669	Mudguard bracket (right-hand)	1
58.	97-3680	Mudguard bracket (left-hand)	1
59.	54-5504	Washer, bracket bolt	2
60.	21-1822	Bolt, mudguard bracket ($\frac{5}{16}$ " Unified Fine $\times \frac{1}{2}$ ")	2
61.	97-3926	Square nut, fork bracket	2
62.	68-5104	Washer, headlamp mounting	2
	97-3895	Front fork complete	1

*Special material: 19.—EN15.

Plate 14

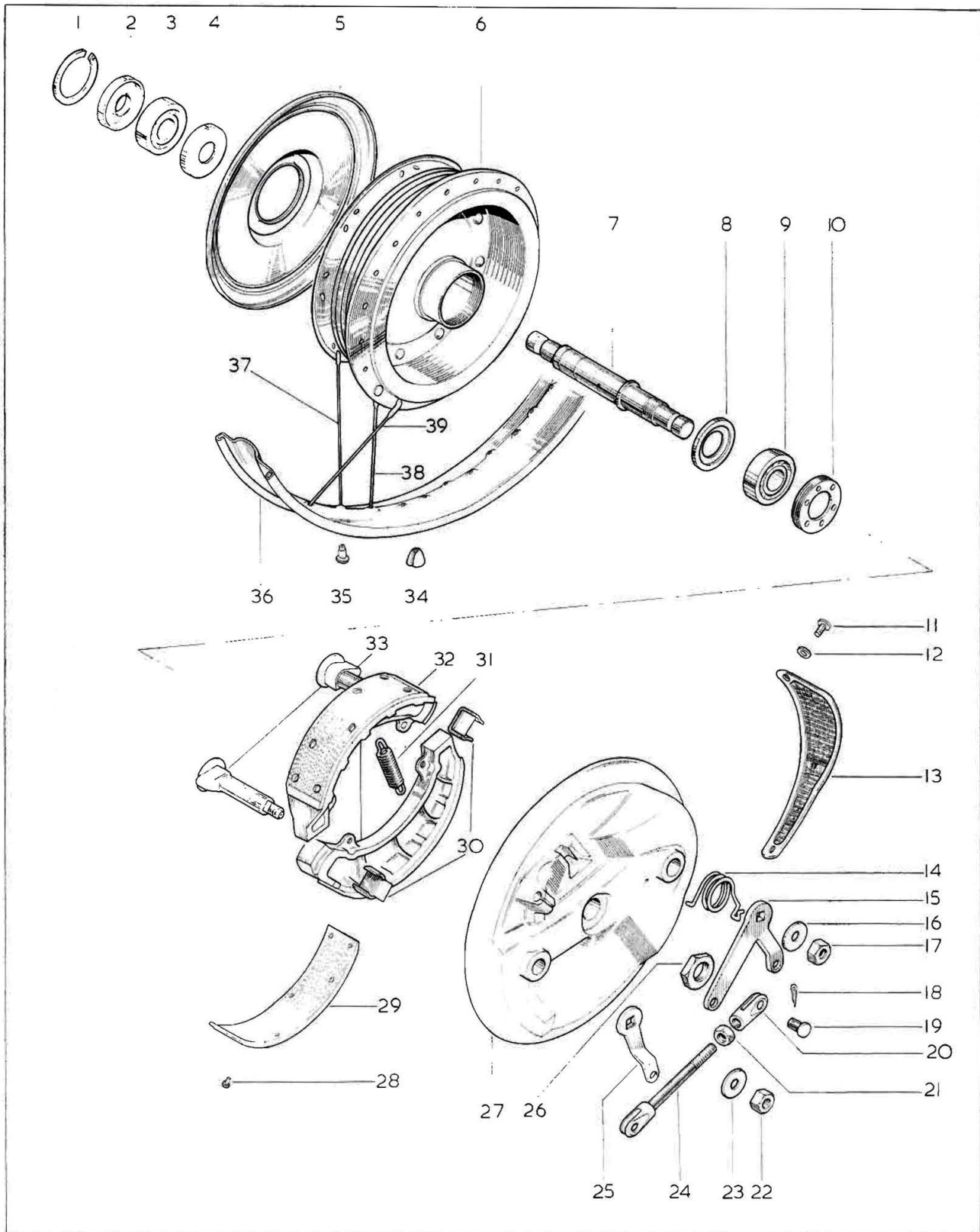


Plate 14

FRONT WHEEL

Plate Ref.	Spares No.	Description	Per Set
1.	57-0280	Circlip (left-hand)	1
2.	42-5820	Dust cover (left-hand)	1
3.	42-5819	Hub bearing (Hoffman 120)	1
4.	37-1481	Grease cap (left-hand)	1
5.	37-3443	Hub nave plate	1
6.	37-3466	Hub complete with spindle and bearings	1
7.	37-3582	Wheel spindle	1
8.	37-3337	Bearing support ring	1
9.	42-5819	Hub bearing (Hoffman 120)	1
10.	42-6335	Bearing retainer	1
11.	21-1998	Screw, air scoop	3
12.	82-2351	Washer, air scoop	3
13.	37-3444	Air scoop gauze	1
14.	37-3522	Return spring, brake lever	1
15.	37-3453	Brake lever (front)	1
16.	37-2027	Washer, lever to cam	1
17.	14-0403	Nut, lever to cam ($\frac{3}{8}$ " Unified Fine)	1
18.	60-2683	Split pin, rod to levers ($\frac{1}{16}$ " \times $\frac{3}{8}$ ")	3
19.	42-5836	Pivot pin, rod to levers	3
20.	37-2005	Fork end, brake rod	1
21.	14-0401	Locknut, brake rod ($\frac{1}{4}$ " Unified Fine)	1
22.	14-0403	Nut, lever to cam ($\frac{3}{8}$ " Unified Fine)	1
23.	37-2027	Washer, lever to cam	1
24.	37-3450	Brake rod	1
25.	37-3454	Brake lever (rear)	1
26.	21-1995	Brake plate nut	1
27.	37-2130	Brake plate with air scoop gauze	1
28.	42-5840	Brake lining rivet	16
29.	19-7736	Brake lining	2
30.	37-2026	Brake abutment pad	2
31.	42-5841	Return spring, brake shoe	2
32.	37-3446	Brake shoe complete	2
33.	37-2001	Brake cam complete	2
34.	37-1197	Wheel balance weight ($\frac{3}{4}$ ")	as reqd.
34.	37-1198	Wheel balance weight (1")	as reqd.
35.	37-2136	Spoke nipple	40
36.	37-1373	Front wheel rim (WM2-18)	1
37.	37-2133	Wheel spoke (left-hand)	20
38.	37-2134	Wheel spoke (right-hand)	10
39.	37-2135	Wheel spoke (right-hand)	10
	37-3455	Brake plate complete with brake detail	1
	37-3463	Front wheel with spindle and bearings	1

Plate 15

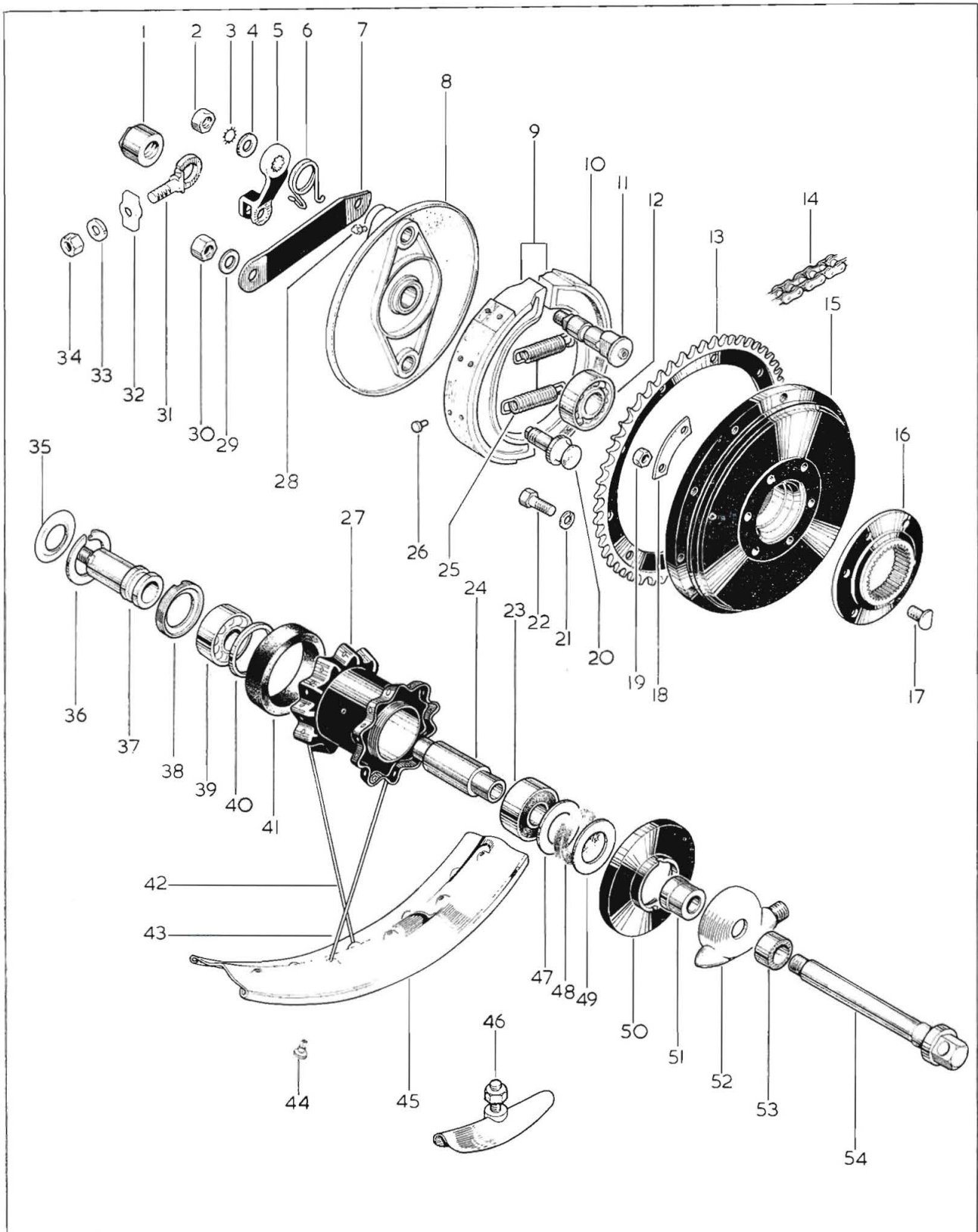


Plate 15

REAR WHEEL

Plate Ref.	Spares No.	Description	Per Set
1.	68-6066	Fixed spindle nut.. .. .	1
2.	02-0440	Nut, lever to cam ($\frac{7}{16}$ " British Standard Cycle)	1
3.	66-4708	Lockwasher, lever to cam	1
4.	15-0431	Washer, lever to cam	1
5.	42-6045	Rear brake lever	1
6.	68-6134	Return spring, brake lever	1
7.	41-6094	Brake anchor strap	1
8.	41-6093	Brake plate with fixed fittings	1
9.	65-5940	Brake shoe complete	2
10.	19-7717	Brake lining	2
11.	37-2226	Brake cam complete	1
12.	65-5883	Bearing, brake drum (Hoffman LS9)	1
13.	41-6092	Rear chainwheel (47 teeth)	1
14.	19-8695	Rear driving chain ($\frac{5}{8}$ " \times $\frac{1}{4}$ " \times 99 pitch)	1
15.	41-6090	Rear brake drum	1
16.	42-6019	Driving flange	1
17.	67-6038*	Bolt, flange to drum ($\frac{3}{8}$ " British Standard Cycle)	6
18.	68-6135	Lockplate for nut, line 19	3
19.	02-0452	Nut, flange to drum ($\frac{3}{8}$ " British Standard Cycle)	6
20.	68-6133	Fulcrum pin, brake plate	1
21.	24-8784	Spring washer, chainwheel bolt	10
22.	68-6095*	Chainwheel bolt ($\frac{5}{16}$ " Unified Fine \times 13/32")	10
23.	41-6016	Hub bearing (Hoffman LS9RS)	1
24.	67-6027	Spindle sleeve	1
25.	65-5904	Return spring, brake shoe	2
26.	35-6436	Brake lining rivet.. .. .	14
27.	41-6022	Hub with spindle and bearings	1
28.	28-2080	Grease nipple, cam spindle	1
29.	65-5111	Washer, fulcrum pin	1
30.	24-7000	Nut, fulcrum pin ($\frac{1}{2}$ " British Standard Cycle)	1

Plate 15—continued

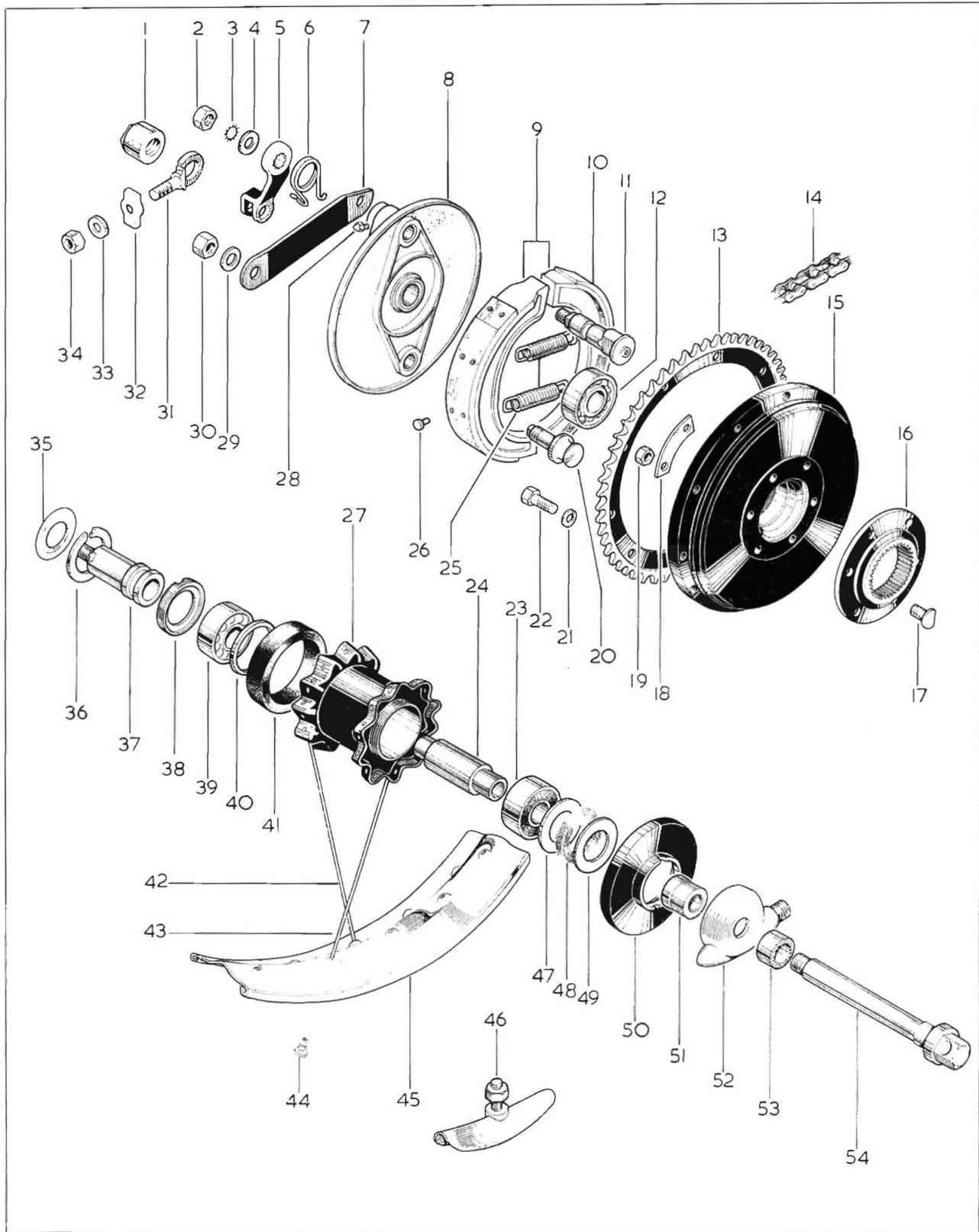


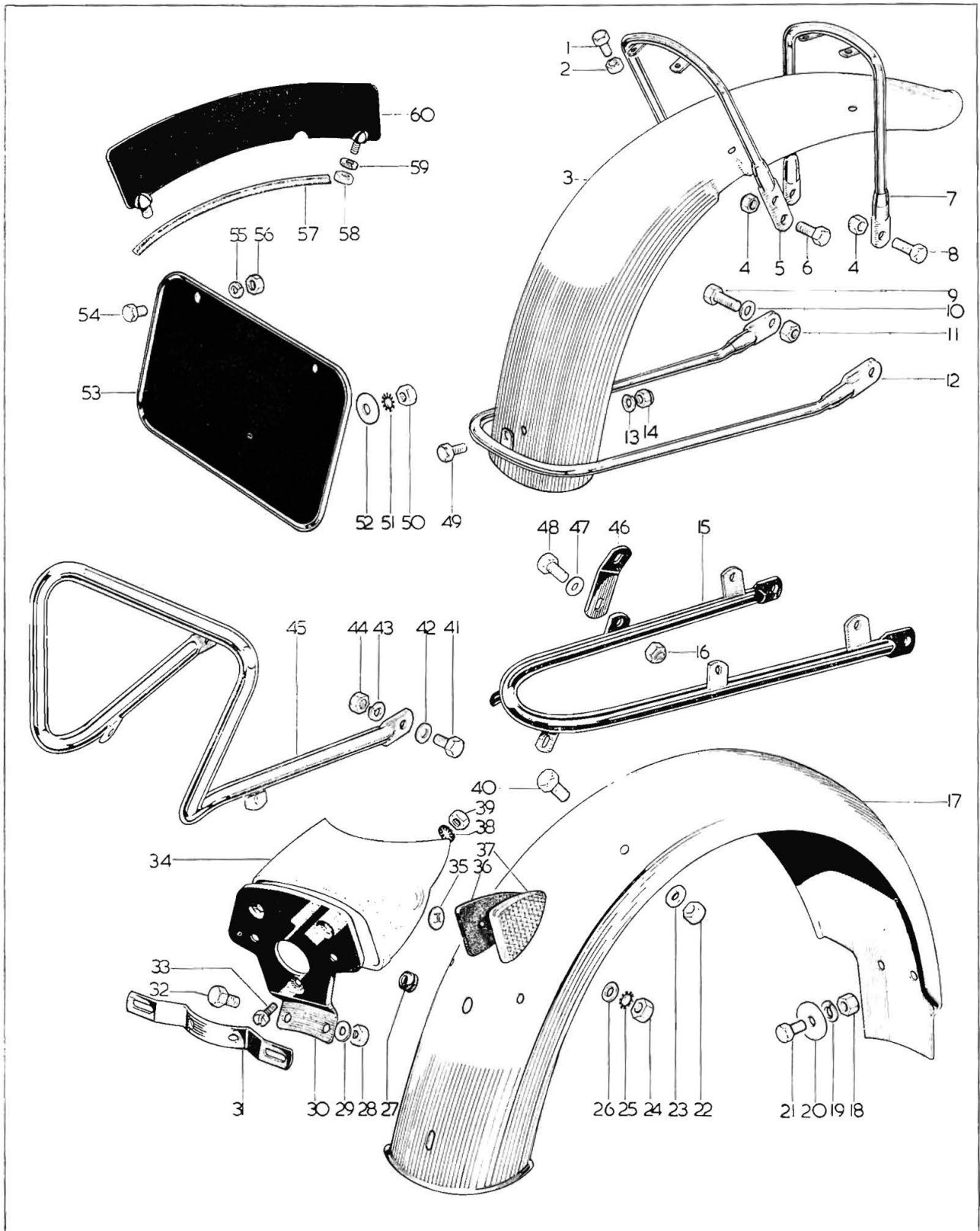
Plate 15—continued

REAR WHEEL

Plate Ref.	Spares No.	Description	Per Set
31.	40-6033	Wheel adjuster	2
32.	40-6040	Adjuster end cap	2
33.	02-0923	Washer, wheel adjuster	2
34.	42-4476	Nut, wheel adjuster ($\frac{5}{16}$ " British Standard Cycle)	2
35.	67-6033	Shim, brake drum bearing	1
36.	67-6034	Circlip, brake drum bearing	1
37.	41-6032	Fixed spindle	1
38.	68-6081	Bearing retainer	1
39.	41-6016	Hub bearing (Hoffman LS9RS)	1
40.	65-5884	Bearing thrust washer	1
41.	67-6051	Rubber seal	1
42.	42-6011	Wheel spoke (left-hand)	20
43.	42-6012	Wheel spoke (right-hand)	20
44.	27-6810	Spoke nipple	40
45.	40-6080	Wheel rim (WM2-18)	1
46.	37-3469	Security bolt	1
47.	65-5887	Felt washer retainer	1
48.	65-5886	Felt washer	1
49.	41-6021	Outer ring, felt washer	1
50.	68-6142	Hub end cover	1
51.	41-6019	Spacer, inner (right-hand)	1
52.	19-9212	Speedometer gearbox (Smiths BG5330/31)	1
53.	41-6082	Spacer, outer (right-hand)	1
54.	41-6098	Hub spindle	1
	40-6078	Rear wheel with spindle and bearings	1

*Special material: 17.—EN14B. 22.—EN14B.

Plate 16



MUDGUARDS

<i>Plate Ref.</i>	<i>Spares No.</i>	<i>Description</i>	<i>Per Set</i>
1.	02-0204	Bolt, stay to guard ($\frac{1}{4}$ " British Standard Cycle \times $\frac{1}{2}$ ")	4
2.	42-3249	Nut, stay to guard ($\frac{1}{4}$ " British Standard Cycle)	4
3.	90-6579	Front mudguard	1
4.	75-6594	Nut, stay to bracket ($\frac{5}{16}$ " British Standard Cycle)	4
5.	82-8393	Bridge stay, front mudguard	1
6.	15-0518	Bolt, stay to bracket ($\frac{5}{16}$ " British Standard Cycle \times 1-1/32")	2
7.	82-8392	Front stay	1
8.	27-6037	Bolt, stay to bracket ($\frac{5}{16}$ " British Standard Cycle \times $\frac{7}{8}$ ")	2
9.	14-0114	Bolt, bottom stay to fork ($\frac{5}{16}$ " Unified Fine \times $\frac{3}{4}$ ")	2
10.	54-0055	Washer, bottom stay to fork	2
11.	14-0702	Nut, bottom stay to fork ($\frac{5}{16}$ " Unified Fine)	2
12.	97-3685	Bottom stay, front mudguard	1
13.	02-0923	Washer, bottom stay to guard	1
14.	75-6594	Nut, bottom stay to guard ($\frac{5}{16}$ " British Standard Cycle)	1
15.	41-6782	Support rail, rear mudguard	1
16.	75-6594	Nut, rail to bracket ($\frac{5}{16}$ " British Standard Cycle)	2
17.	82-9988	Rear mudguard	1
18.	02-2395	Nut, rear guard to frame ($\frac{1}{4}$ " British Standard Cycle)	2
19.	82-9020	Spring washer, rear guard to frame	2
20.	40-6790	Washer, rear guard to frame	2
21.	02-0204	Bolt, rear guard to frame ($\frac{1}{4}$ " British Standard Cycle \times $\frac{1}{2}$ ")	2
22.	42-4476	Nut, rear guard to top rail ($\frac{5}{16}$ " British Standard Cycle)	2
23.	02-0923	Washer, rear guard to top rail	2
24.	42-3249	Nut, tail lamp support ($\frac{1}{4}$ " British Standard Cycle)	1
25.	54-9081	Washer, tail lamp support	1
26.	57-3638	Spacer, tail lamp support	1
27.	67-6839	Wiring grommet	2
28.	40-0414	Nut, bracket to guard ($\frac{1}{4}$ " British Standard Cycle)	2
29.	27-8560	Washer, bracket to guard	2
30.	68-6835	Tail lamp support plate	1
31.	68-6834	Rear number plate bracket	1
32.	02-0204	Bolt, bracket to guard ($\frac{1}{4}$ " British Standard Cycle \times $\frac{1}{2}$ ")	2
33.	54-9012	Screw, tail lamp to support (2 British Association \times 13/32")	3
34.	83-0270	Tail lamp support	1
35.	82-8195	"Push-fix", rear reflector	4

Plate 16—continued

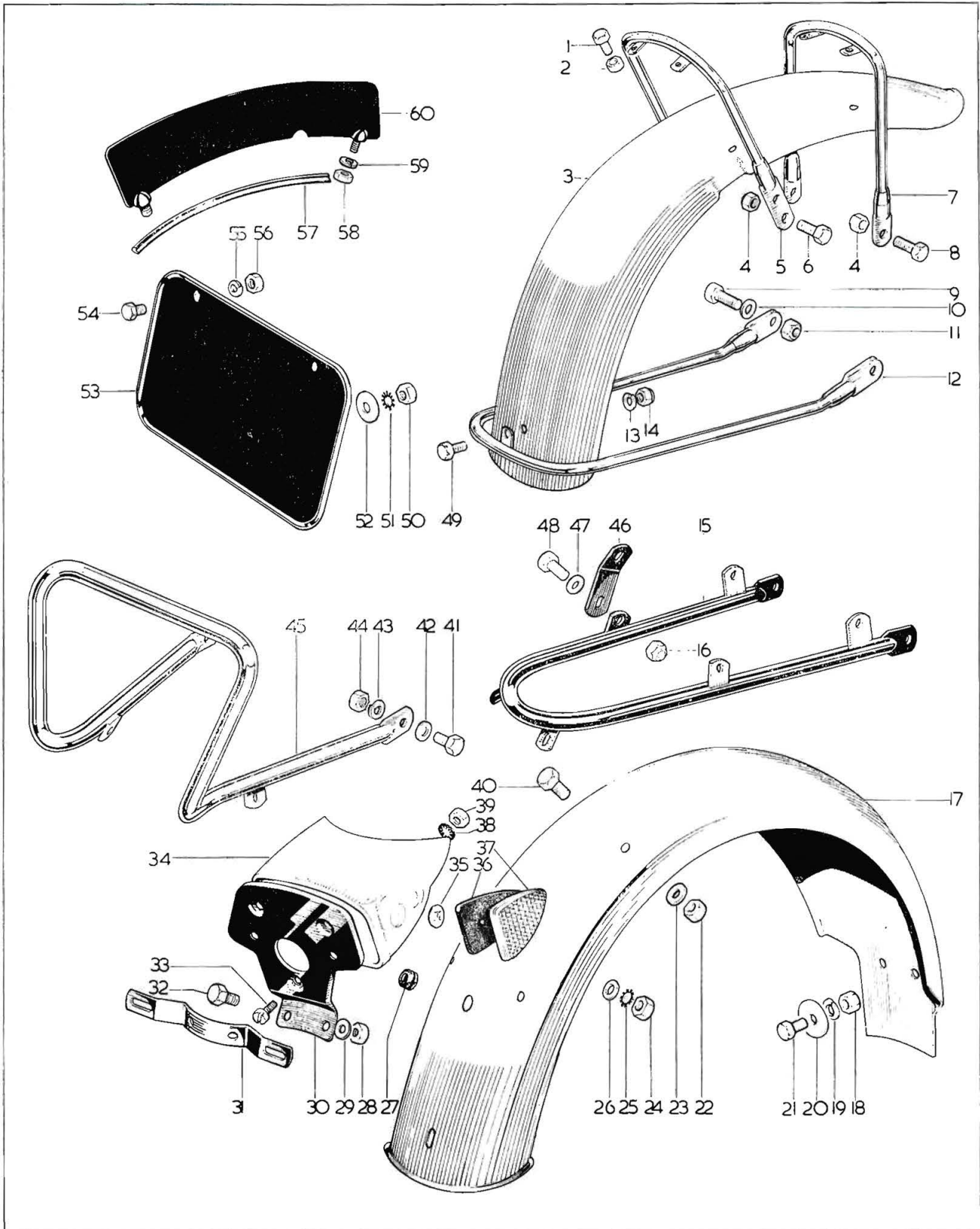


Plate 16—continued

MUDGUARDS

Plate Ref.	Spares No.	Description	Per Set
36.	82-8140	Rubber pad, rear reflector	2
37.	19-0943	Rear side reflector	2
38.	54-0170	Washer, tail lamp to support	1
39.	21-5161	Nut, tail lamp to support (2 British Association)	1
40.	28-2338	Bolt, guard to top rail ($\frac{5}{16}$ " British Standard Cycle \times 23/32")	2
41.	27-6742	Bolt, handrail to support rail ($\frac{5}{16}$ " British Standard Cycle \times 37/64")	2
42.	02-0923	Washer, handrail to support rail	2
43.	24-8784	Spring washer, handrail to support rail	2
44.	02-0049	Nut, handrail to support rail ($\frac{5}{16}$ " British Standard Cycle)	2
45.	41-9152	Handrail (to order only)	1
46.	68-6802	Support rail bracket	2
47.	02-0923	Washer, rail to bracket	2
48.	28-2338	Bolt, rail to bracket ($\frac{5}{16}$ " British Standard Cycle \times 23/32")	2
49.	67-8313	Bolt, bottom stay to guard ($\frac{5}{16}$ " British Standard Cycle \times $\frac{1}{2}$ ")	1
50.	14-0301	Nut, rear number plate ($\frac{1}{4}$ " Unified Fine)	1
51.	29-0541	Lockwasher, rear number plate	1
52.	27-8560	Washer, rear number plate	1
53.	83-1559	Rear number plate	1
54.	14-0604	Bolt, rear number plate ($\frac{1}{4}$ " Unified Fine \times $\frac{1}{2}$ ")	2
55.	82-9020	Spring washer, rear number plate	2
56.	14-0301	Nut, rear number plate ($\frac{1}{4}$ " Unified Fine)	2
57.	42-6558	Number plate beading	1
58.	02-2395	Nut, front number plate ($\frac{1}{4}$ " British Standard Cycle)	2
59.	82-9020	Spring washer, front number plate	2
60.	90-6576	Front number plate	1

Plate 17

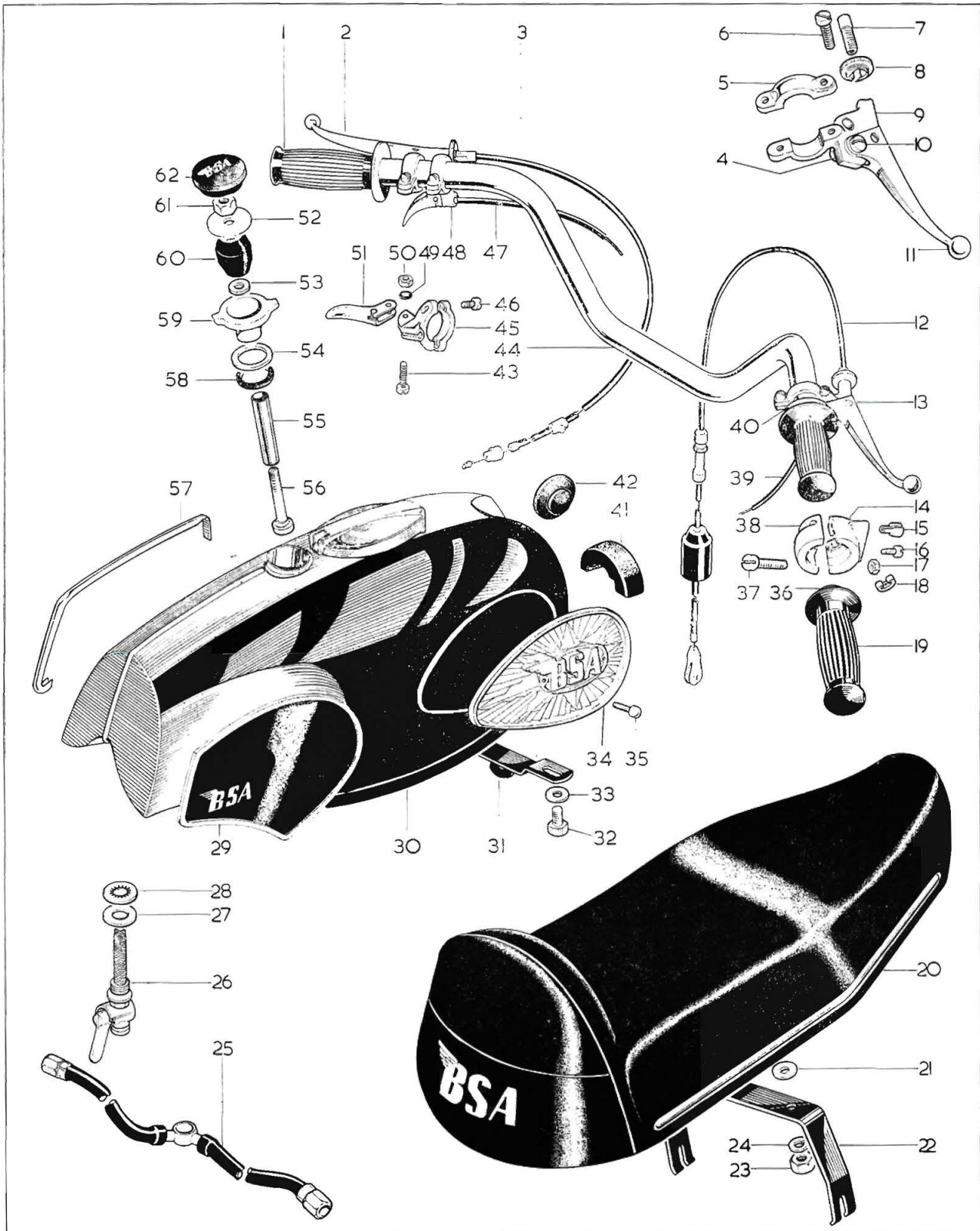


Plate 17

PETROL TANK, TWINSEAT AND CONTROLS

Plate Ref.	Spares Number		Description	Per Set
	B.S.A. No.	Makers No.		
1.	19-7221		Rubber grip (left hand)	1
2.	60-2242	19/952M	Clutch control complete	1
3.	60-2083		Clutch control cable	1
4.		18/053	Fulcrum pin nut, clutch and brake	2
5.		12/595	Control clamp, clutch and brake	2
6.		11/014	Clamp screw, clutch and brake	4
7.		18/1708	Cable adjuster, clutch and brake ($\frac{3}{8}$ " Unified Fine)	2
8.		18/1709	Adjuster nut, clutch and brake ($\frac{3}{8}$ " Unified Fine)	2
9.		19/002	Clutch control bracket	1
9.		19/003	Brake control bracket	1
10.		18/087	Fulcrum pin, brake and clutch	2
11.		18/752	Clutch control lever	1
11.		18/754	Brake control lever	1
12.	60-2034		Brake control cable	1
13.	60-2243	19/1098M	Front brake control complete	1
14.		16/329	Body, bottom half, twist grip	1
15.		16/011	Cable stop, twist grip	1
16.		16/009	Friction spring screw, twist grip	1
17.		16/010	Locknut for spring screw	1
18.		16/008	Friction spring, twist grip	1
19.	19-7222		Rubber grip (right-hand)	1
20.	82-9732		Twinseat complete	1
21.	27-8560		Washer, twinseat bracket	2
22.	41-9131		Twinseat bracket	1
23.	02-0051		Nut, twinseat bracket ($\frac{1}{4}$ " British Standard Cycle)	2
24.	82-9020		Spring washer, twinseat bracket	2
25.	82-9787		Petrol pipe assembly	1
26.	82-4971		Short petrol tap (left-hand)	1
26.	82-4972		Long petrol tap (right-hand)	1
27.	83-0002		Petrol tap seal	2
28.	70-7351		Petrol tap seal	2
29.	82-9723		Knee grip (right-hand)	1
29.	82-9722		Knee grip (left-hand)	1
30.	82-9729		Petrol tank with fixed fittings	1
31.	82-9746		Petrol tank strap	1
32.	14-0113		Bolt, petrol tank strap ($\frac{5}{16}$ " Unified Fine $\times \frac{5}{8}$ ")	2

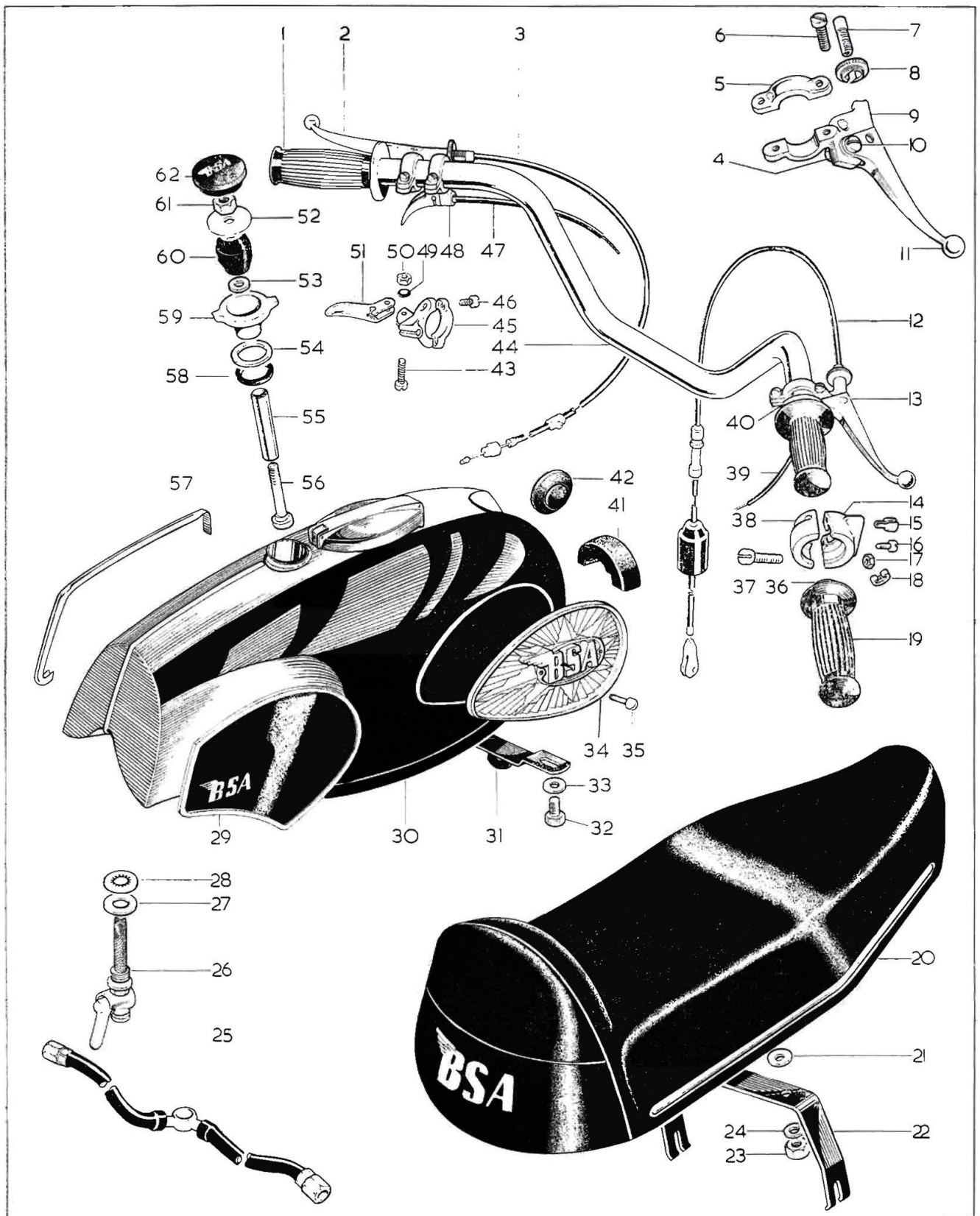


Plate 17—continued

PETROL TANK, TWINSEAT AND CONTROLS

Plate Ref.	Spares Number		Description	Per Set
	B.S.A. No.	Makers No.		
33.	02-0923		Washer, petrol tank strap	2
34.	82-9696		Petrol tank badge (right-hand)	1
34.	82-9695		Petrol tank badge (left-hand)	1
35.	82-8250		Screw, tank badge ($\frac{1}{8}$ " \times 40 Whitworth \times $\frac{5}{8}$ ")	4
36.		16/091	Twist grip rotor	1
37.		11/013	Body screw, twist grip control	2
38.		16/328	Body top half, twist grip control	1
39.	40-8657		Throttle control cable	1
40.	19-7223	16/364	Twist grip throttle control	1
41.	82-9747		Tank mounting rubber (front and rear)	2
42.	82-9730		Tank anti-roll rubber	2
43.		11/014	Fulcrum pin, exhaust valve lifter	1
44.	40-4960		Handlebar	1
45.		12/064	Clamp, exhaust valve lifter	1
46.		376/079	Clamp screw, valve lifter	2
47.	41-8548		Exhaust valve lifter cable	1
48.	42-8611	18/864	Exhaust valve lifter control	1
49.	19-3087		Lockwasher, fulcrum pin	1
50.		18/060	Nut, fulcrum pin	1
51.		18/871	Lever, exhaust valve lifter	1
52.	76-0012		Washer, tank mounting	1
53.	68-8016		Washer, tank mounting	1
54.	68-8019		Mounting ring, petrol tank	1
55.	41-8011		Spacer tube, petrol tank	1
56.	82-9784		Bolt, tank mounting ($\frac{5}{16}$ " British Standard Cycle \times $3\frac{1}{2}$ ")	1
57.	82-9721		Trim strip, petrol tank	1
58.	68-8013		"O"-ring, petrol tank	1
59.	82-9782		Beading holder, petrol tank	1
60.	42-8017		Mounting rubber, petrol tank	1
61.	68-8014		Nut, petrol tank mounting ($\frac{5}{16}$ " British Standard Cycle)	1
62.	42-8010		Grommet, petrol tank	1

NOTE:—Where no B.S.A. part number is quoted, the part is only available from the makers.

Plate 18

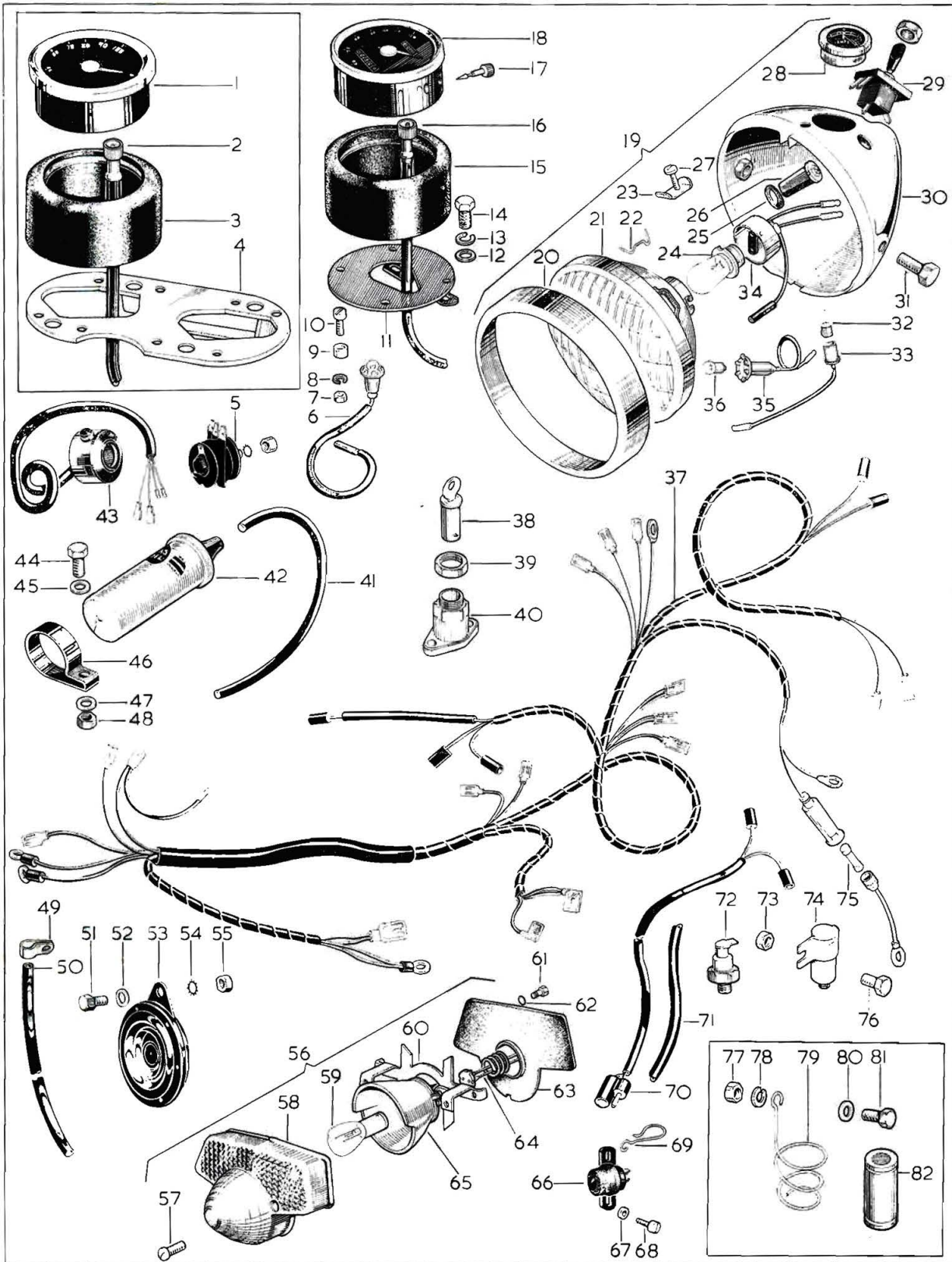


Plate 18

ELECTRICAL EQUIPMENT

Plate Ref.	Spares Number		Description	Per Set
	B.S.A. No.	Makers No.		
1.	19-8944	RSM3003/01	Tachometer head	1
2.	19-9094		Tachometer cable	1
3.	83-0281		Mounting cup, tachometer head	1
4.	97-3689		Mounting plate, tachometer and speedometer	1
5.	19-1715	49072	Rectifier	1
6.	19-1166	54953389	Speedometer light lead	1
7.	02-0047		Nut, speedometer and tachometer ($\frac{3}{16}$ " British Standard Cycle)	4 or 8
8.	24-7068		Spring washer, speedometer and tachometer	4 or 8
9.	68-9418		Spacer, speedometer and tachometer	4 or 8
10.	76-0543		Screw, speedometer and tachometer (2 British Association $\times \frac{3}{4}$ ")	4 or 8
11.	82-8283		Mounting plate, speedometer only	1
12.	02-0525		Washer, plate to fork	2
13.	24-0978		Spring washer, plate to fork	2
14.	02-1354		Bolt, plate to fork ($\frac{1}{4}$ " British Standard Cycle $\times \frac{41}{64}$ ")	2
15.	83-0281		Mounting cup, speedometer head	1
16.	19-9089	DF9110/00/63	Speedometer cable	1
17.	19-9080	14-148-203-10	Speedometer trip shaft	1
18.	19-8951	SSM5007/02	Speedometer head (m.p.h.)	1
18.	19-8952	SSM5007/03	Speedometer head (k.p.h.)	1
19.	19-1173	59883	Headlamp complete with 446 main bulb (standard)	1
19.	19-1184	59885	Headlamp complete with 410 main bulb (Europe)	1
19.	19-1186	59885	Headlamp complete with 411 main bulb (France)	1
20.		553248	Headlamp rim	1
21.	19-0958	516798	Light unit (standard)	1
21.	19-0959	54522680	Light unit (France and Europe)	1
21.	19-1043	555275	Light unit (West Germany and Italy)	1
22.		504665	Wire clip for light unit	6
23.		534296	Plate, headlamp rim	1
24.		446	Main bulb (standard)	1
24.		410	Main bulb (Europe)	1
24.		411	Main bulb (France)	1
24.	19-1044	370	Main bulb (West Germany and Italy)	1
25.		54140331	Seal washer, warning light	1
26.	19-0982	38191	Warning light body	1
27.		144921	Screw, headlamp rim	1
28.	19-0963	36403	Ammeter	1
29.	19-0964	35710	Light switch	1
30.		54523999	Lamp body	1
31.		112201	Headlamp mounting bolt	2
32.		281	Warning light bulb	1
33.		54945043	Warning light bulb holder	1
34.		554602	Main bulb holder	1
34.		553738	Adaptor, main bulb (France and Europe)	1
35.		54573590	Pilot bulb holder	1
36.		989	Pilot bulb	1
37.	19-1316	54957239	Wiring harness	1
38.	68-9304	1-24089	Lock and key for ignition switch	1

Plate 18—continued

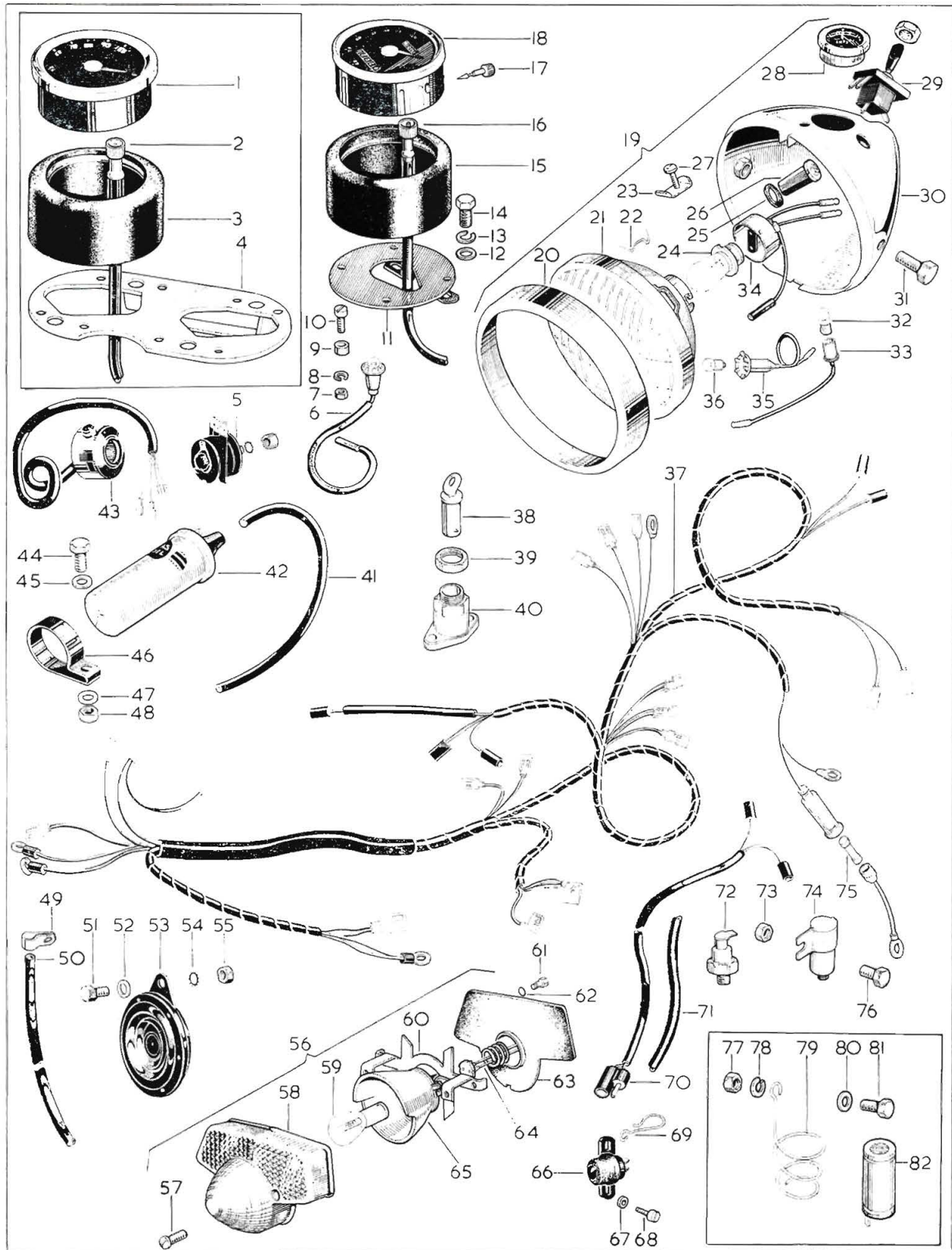


Plate 18—continued

ELECTRICAL EQUIPMENT

Plate Ref.	Spares Number		Description	Per Set
	B.S.A. No.	Makers No.		
39.	19-1247	54130041	Nut, ignition switch	1
40.	19-1775	31899	Ignition switch	1
41.	19-1885	54956469	High-tension lead (resistive cable)	1
42.	19-1881	45223	Ignition coil	1
44.	14-0204		Bolt, coil clip ($\frac{1}{4}$ " British Standard Cycle 1-3/32")	1
45.	27-8560		Washer, coil clip	1
46.	83-1603		Coil clip	1
47.	66-9262		Coil clip spacer	1
48.	14-0801		Nut, coil clip ($\frac{1}{4}$ " British Standard Cycle)	1
49.	66-8340		Clip, battery vent pipe	1
50.	68-9163		Battery vent pipe	1
51.	75-4813		Bolt, horn to bracket ($\frac{3}{8}$ " British Standard Cycle 13/13")	1
52.	02-2138		Washer, horn to bracket	1
53.	19-2064		Horn (Clearhooter)	1
54.	66-4707		Lockwasher, horn to bracket	1
55.	42-4475		Nut, horn to bracket ($\frac{3}{8}$ " British Standard Cycle)	1
56.	19-1245	53973	Stop/tail lamp complete	1
57.		144921	Lens fixing screw	2
58.		54577109	Tail lamp lens	1
59.		380	Tail lamp bulb	1
60.		54578212	Tail lamp base	1
61.		110714	Tail lamp mounting screw	2
62.		188330	Lockwasher, tail lamp screw	2
63.		54571677	Tail lamp gasket	1
64.		573828	Bulb holder interior	1
65.		54578213	Bulb holder assembly	1
66.	19-0916	34815	Stop switch, tail lamp	1
67.	02-1096		Washer for switch screw	2
68.	42-4574		Stop switch screw ($\frac{3}{16}$ " British Standard Cycle 1/2")	2
69.	47-9030		Cable clip, stop switch leads	1
70.	82-8314	54953386	Tail lamp lead	1
71.	82-8307		Tail lamp lead tube	1
72.	19-1735	49345	Zener diode	1
73.	40-0414		Condenser mounting nut ($\frac{1}{4}$ " British Standard Cycle)	1
74.	19-1747	54441582	Condenser, contact breaker	1
75.	19-1249	188218	Fuse (12 volt, 35 amp.)	1
76.	02-0204		Condenser mounting bolt ($\frac{1}{4}$ " British Standard Cycle 1/2")	1
77.	02-2395		Nut, capacitor mounting ($\frac{1}{4}$ " British Standard Cycle)	1
78.	82-9020		Spring washer, capacitor mounting	1
79.	82-8320		Capacitor mounting spring	1
80.	02-0525		Washer, capacitor mounting	1
81.	02-1354		Capacitor mounting bolt ($\frac{1}{4}$ " British Standard Cycle 41 64")	1
82.	82-8319	54170009	Electrolytic capacitor	1
	19-1776	54027029	Battery (not illustrated)	1
	00-5195		Tachometer kit (to order only)	1
	00-4403		Capacitor kit (to order only)	1

Note:—Where no B.S.A. part number is quoted, the part is only available from the makers.

Plate 19

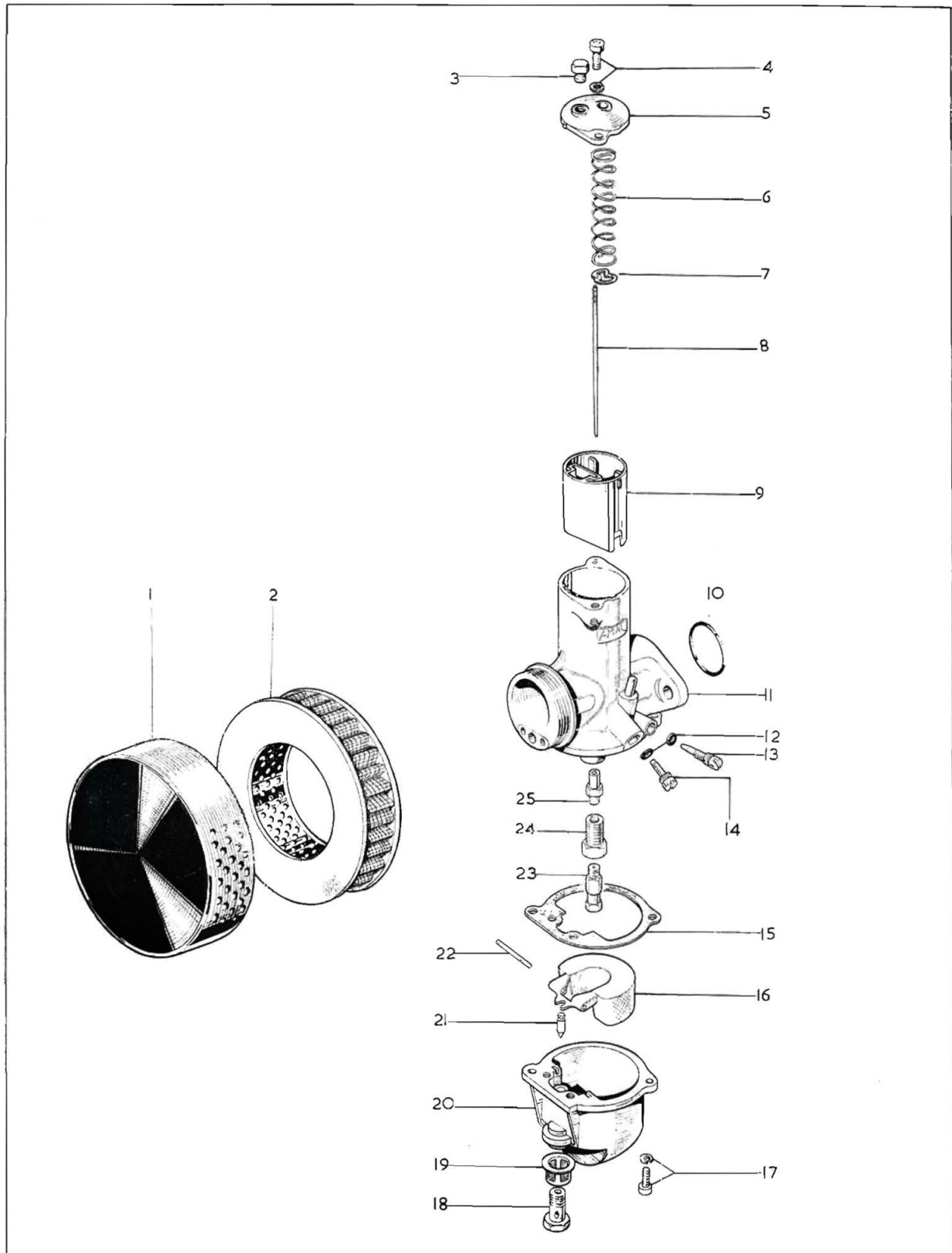


Plate 19

CARBURETTER AND AIR CLEANER

Plate Ref.	Spares Number		Description	Per Set
	B.S.A. No.	Amai No.		
1.	60-1053		Air cleaner complete	1
2.	19-7115		Air cleaner element	1
3.		4137A	Screw plug for top cap	1
4.	19-3093	622/086	Screw and washer for top cap	2
5.		928/097	Mixing chamber top cap	1
6.		622/131	Throttle slide spring	1
7.	19-3095	622/067	Throttle needle clip	1
8.	19-3137	622/124	Throttle needle	1
9.	19-3127	928/060	Throttle slide (number 3½ cut-away)	1
10.	19-3090	622/101	"O"-ring, carburetter flange	1
11.		R930/005	Carburetter body	1
12.	19-3098	622/082	"O"-ring, pilot air and throttle stop screws	2
13.		622/076	Pilot air adjusting screw	1
14.		622/077	Throttle stop screw	1
15.	19-3106	622/073	Float chamber gasket	1
16.	19-3102	622/069	Float	1
17.	19-3093	622/086	Screw and washer, float chamber to body	2
18.	19-3103	622/078	Banjo bolt	1
19.	19-3048	376/093	Petrol filter	1
20.		622/050	Float chamber	1
21.	19-3105	622/068	Float needle	1
22.		622/071	Float spindle	1
23.	19-2884	376/100	Main jet (240 c.c.)	1
24.		622/128	Jet holder	1
25.	19-3136	622/122	Needle jet (.106")	1
	19-2425	R930/38	Carburetter complete	1

NOTE:—Where no B.S.A. part number is quoted, the part is only available from the makers.

Plate 20

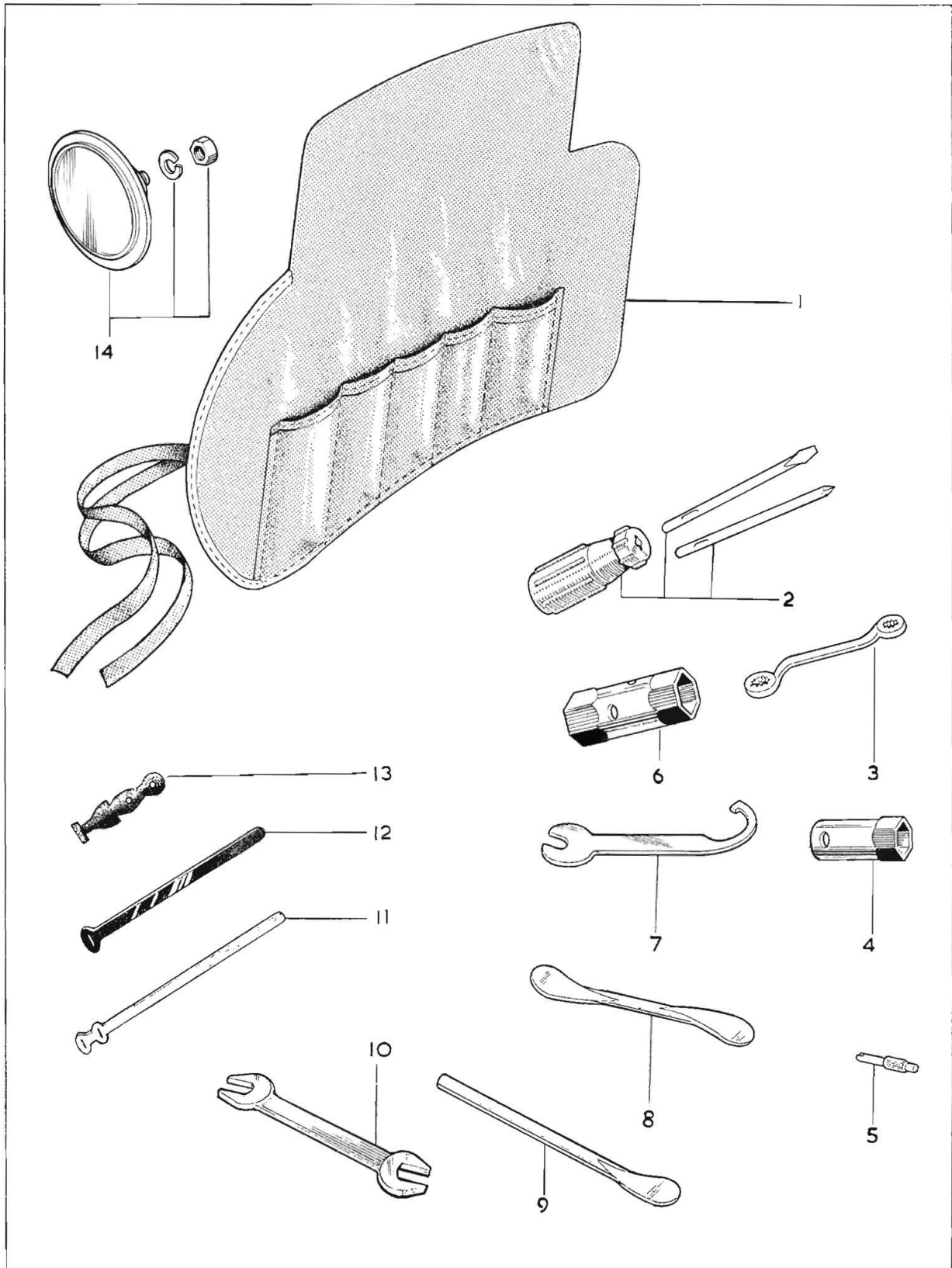


Plate 20

TOOLS

<i>Plate Ref.</i>	<i>Spares No.</i>	<i>Description</i>	<i>Per Set</i>
1.	68-9461	Tool roll	1
2.	60-0767	Screwdriver set	1
3.	67-9026	Double-ended ring spanner	1
4.	68-9464	Plug spanner	1
5.	68-9467	Tyre valve key	1
6.	40-9017	Double-ended box spanner	1
7.	60-2184	Damper unit "C"-spanner	1
8.	29-9252	Tyre lever	1
9.	60-0801	Tyre lever/tommy bar	1
10.	60-2084	Double-open-ended spanner	1
11.	76-9136	Cable clip (alloy)	5
12.	75-9045	Cable clip (alloy)	3
13.	90-9024	Cable clip (short)	2
14.	19-5390	Licence holder	1
	60-2113	Toolkit complete	1

NUMERICAL INDEX

NUMBER	PAGE	PLATE	CODE
00-3171	5	—	—
00-3171	9	—	—
00-3313	5	—	—
00-3313	9	—	—
00-3463	5	—	—
00-3464	5	—	—
00-3465	5	—	—
00-3474	5	—	—
00-3475	5	—	—
00-3476	5	—	—
00-4403	59	—	—
00-5195	59	—	—

02-0046	31	9	41
02-0046	35	11	23
02-0046	37	12	2
02-0047	57	18	7
02-0049	31	9	51
02-0049	39	13	14
02-0049	51	16	44
02-0051	53	17	23
02-0204	49	16	1
02-0204	49	16	21
02-0204	49	16	32
02-0204	59	18	76
02-0220	29	9	16
02-0220	33	10	12
02-0440	45	15	2
02-0443	9	1	37
02-0449	33	10	3
02-0452	45	15	19
02-0522	31	9	42
02-0522	37	12	3
02-0525	23	7	12
02-0525	9	1	1
02-0525	9	1	7
02-0525	13	3	2
02-0525	15	3	39
02-0525	17	4	33
02-0525	29	9	15
02-0525	37	12	27
02-0525	57	18	12
02-0525	59	18	80
02-0861	33	10	20
02-0923	9	1	5
02-0923	13	3	21
02-0923	17	4	2
02-0923	17	4	7
02-0923	39	13	13
02-0923	47	15	33
02-0923	49	16	13
02-0923	49	16	23
02-0923	51	16	42
02-0923	51	16	47
02-0923	55	17	33
02-1027	37	12	31
02-1096	59	18	67
02-1354	29	9	18
02-1354	57	18	14
02-1354	59	18	81
02-1733	33	10	2
02-1925	37	12	33
02-1967	37	12	34
02-2138	31	9	39
02-2138	31	9	53
02-2138	33	10	16
02-2138	37	12	15
02-2138	39	13	18
02-2138	59	18	52
02-2395	27	8	17
02-2395	49	16	18
02-2395	51	16	58
02-2395	59	18	77
02-2578	23	7	35
02-2579	23	7	33
02-2580	23	7	34
02-2903	35	11	22

NUMBER	PAGE	PLATE	CODE
03-0111	37	12	29
03-1346	31	9	30
04-0137	61	19	3
04-2276	37	12	23
11-0013	55	17	37
11-0014	53	17	6
11-0014	55	17	43
12-0064	55	17	45
12-0595	53	17	5

14-0101	35	11	24
14-0113	33	10	15
14-0113	53	17	32
14-0114	49	16	9
14-0116	37	12	11
14-0204	59	18	44
14-0208	23	7	24
14-0218	41	13	51
14-0219	35	11	14
14-0301	51	16	50
14-0301	51	16	56
14-0302	21	6	22
14-0302	17	4	1
14-0302	17	4	6
14-0303	39	13	8
14-0304	11	2	43
14-0401	43	14	21
14-0403	43	14	17
14-0403	43	14	22
14-0604	51	16	54
14-0702	37	12	12
14-0702	37	12	39
14-0702	49	16	11
14-0801	59	18	48
14-0903	33	10	21
14-1301	35	11	26
14-1401	17	4	32
14-1803	31	9	40
14-1901	13	3	1
14-1901	15	3	38
14-1901	17	4	18
14-1901	17	4	34
14-1902	33	10	17
14-6606	23	7	13
14-6606	25	7	48
14-6608	25	7	68
14-6610	23	7	6
14-6610	25	7	47
14-6610	27	8	2
14-6611	25	7	38
14-6611	27	8	7
14-6612	25	7	40
14-6614	25	7	41

15-0039	31	9	29
15-0431	45	15	4
15-0518	49	16	6
15-5155	9	1	2
15-5155	39	13	27
15-7563	29	9	19
16-0008	53	17	18
16-0009	53	17	16
16-0010	53	17	17
16-0011	53	17	15
16-0091	55	17	36
16-0328	55	17	38
16-0329	53	17	14
16-0364	55	17	40

18-0053	53	17	4
18-0060	55	17	50
18-0087	53	17	10

NUMBER	PAGE	PLATE	CODE
18-0752	53	17	11
18-0754	53	17	11
18-0864	55	17	48
18-0871	55	17	51
18-1708	53	17	7
18-1709	53	17	8

19-0002	53	17	9
19-0003	53	17	9
19-0916	59	18	66
19-0943	51	16	37
19-0952	53	17	2
19-0958	57	18	21
19-0959	57	18	21
19-0963	57	18	23
19-0964	57	18	29
19-0982	57	18	26
19-1043	57	18	21
19-1044	57	18	24
19-1098	53	17	13
19-1166	57	18	6
19-1173	57	18	19
19-1184	57	18	19
19-1186	57	18	19
19-1245	59	18	56
19-1247	59	18	39
19-1249	59	18	75
19-1262	15	3	52
19-1316	57	18	37
19-1715	57	18	5
19-1735	59	18	72
19-1747	59	18	74
19-1775	59	18	40
19-1776	59	—	—
19-1849	23	7	19
19-1852	23	7	25
19-1853	23	7	18
19-1881	59	18	42
19-1885	59	18	41
19-2064	59	18	53
19-2425	6	—	—
19-2425	61	—	—
19-2884	61	19	23
19-3048	61	19	19
19-3087	55	17	49
19-3090	61	19	10
19-3093	61	19	4
19-3093	61	19	17
19-3095	61	19	7
19-3098	61	19	12
19-3102	61	19	16
19-3103	61	19	18
19-3105	61	19	21
19-3106	61	19	15
19-3127	61	19	9
19-3136	61	19	25
19-3137	61	19	8
19-5390	63	20	14
19-7115	61	19	2
19-7221	53	17	1
19-7222	53	17	19
19-7223	55	17	40
19-7441	33	10	8
19-7452	33	10	9
19-7616	11	2	8
19-7625	11	2	7
19-7717	45	15	10
19-7736	43	14	29
19-8019	15	3	51
19-8683	27	8	27
19-8695	45	15	14
19-8944	57	18	1
19-8951	57	18	18
19-8952	57	18	18
19-9080	57	18	17
19-9089	57	18	16
19-9094	57	18	2
19-9212	47	15	52

NUMERICAL INDEX—continued

NUMBER	PAGE	PLATE	CODE
21-0771	35	11	27
21-0785	39	13	19
21-1822	41	13	60
21-1857	17	4	36
21-1872	13	3	18
21-1889	17	4	8
21-1890	17	4	3
21-1891	21	6	24
21-1892	13	3	20
21-1893	17	4	20
21-1894	15	3	48
21-1895	13	3	6
21-1896	13	3	5
21-1898	23	7	10
21-1899	25	7	67
21-1908	35	11	18
21-1934	31	9	38
21-1943	27	8	20
21-1951	27	8	9
21-1964	11	2	41
21-1985	15	3	41
21-1995	43	14	26
21-1998	43	14	11
21-2002	27	8	24
21-5161	51	16	39
24-0036	13	3	14
24-0563	11	2	10
24-0649	35	11	20
24-0724	15	3	36
24-0732	13	3	22
24-0978	57	18	13
24-5160	11	2	17
24-6040	9	1	4
24-7000	45	15	30
24-7068	57	18	8
24-8784	45	15	21
24-8784	51	16	43
26-0650	11	2	34
27-5135	39	13	1
27-5676	37	12	14
27-6037	49	16	8
27-6742	51	16	41
27-6810	47	15	44
27-8560	49	16	29
27-8560	51	16	52
27-8560	53	17	21
27-8560	59	18	45
28-2080	37	12	30
28-2080	45	15	28
28-2338	51	16	40
28-2338	51	16	48
29-0541	17	4	10
29-0541	37	12	32
29-0541	51	16	51
29-2053	15	3	54
29-2054	15	3	53
29-3319	23	7	27
29-3857	19	5	2
29-5293	37	12	7
29-5293	37	12	24
29-7962	35	11	29
29-7971	35	11	30
29-9252	63	20	8
29-9388	39	13	16
30-0196	37	12	37
30-0733	29	9	8
35-6436	45	15	26
36-0382	21	6	23
36-0382	31	9	50
36-0382	39	13	15

NUMBER	PAGE	PLATE	CODE
37-1197	43	14	34
37-1198	43	14	34
37-1373	43	14	36
37-1481	43	14	4
37-1798	15	3	31
37-2001	43	14	33
37-2005	43	14	20
37-2026	43	14	30
37-2027	43	14	16
37-2027	43	14	23
37-2130	43	14	27
37-2133	43	14	37
37-2134	43	14	38
37-2135	43	14	39
37-2136	43	14	35
37-2226	45	15	11
37-3337	43	14	8
37-3443	43	14	5
37-3444	43	14	13
37-3446	43	14	32
37-3450	43	14	24
37-3453	43	14	15
37-3454	43	14	25
37-3455	43	—	—
37-3463	5	—	—
37-3463	43	—	—
37-3466	5	—	—
37-3466	43	14	6
37-3469	47	15	46
37-3522	43	14	14
37-3582	43	14	7
40-0025	13	3	9
40-0028	23	7	5
40-0043	11	2	29
40-0056	9	1	8
40-0118	15	3	29
40-0124	9	1	27
40-0127	9	1	29
40-0129	9	1	13
40-0131	9	1	30
40-0148	11	2	11
40-0156	11	2	46
40-0157	11	2	5
40-0158	11	2	12
40-0158	11	2	15
40-0159	11	2	2
40-0162	11	2	1
40-0167	9	1	26
40-0171	9	1	25
40-0182	9	1	33
40-0208	9	1	9
40-0209	9	1	6
40-0222	23	7	4
40-0236	25	7	37
40-0241	15	3	43
40-0242	13	3	25
40-0243	15	3	46
40-0246	15	3	44
40-0292	11	2	14
40-0294	11	2	45
40-0296	11	2	13
40-0309	9	1	11
40-0325	13	3	8
40-0326	13	3	8
40-0327	13	3	8
40-0375	15	3	40
40-0385	23	7	9
40-0394	19	5	1
40-0414	17	4	9
40-0414	29	9	14
40-0414	29	9	20
40-0414	33	10	18
40-0414	49	16	28
40-0414	59	18	73
40-0415	9	1	32
40-0417	9	1	3
40-0455	15	3	32

NUMBER	PAGE	PLATE	CODE
40-0572	11	2	35
40-0679	23	7	7
40-0682	23	7	21
40-0683	23	7	22
40-0705	13	3	3
40-0723	23	7	20
40-0977	23	7	1
40-1005	27	8	6
40-1033	17	4	4
40-1035	21	6	25
40-1037	11	2	6
40-2844	35	11	21
40-3007	19	5	9
40-3019	19	5	6
40-3020	19	5	4
40-3032	21	6	19
40-3033	21	6	20
40-3042	21	6	5
40-3043	21	6	4
40-3044	21	6	7
40-3045	21	6	6
40-3051	17	4	40
40-3059	21	6	13
40-3061	21	6	15
40-3073	23	7	29
40-3084	25	7	44
40-3085	25	7	45
40-3119	19	5	6
40-3120	19	5	6
40-3121	17	4	39
40-3126	19	5	4
40-3127	19	5	4
40-3150	27	8	31
40-3155	21	6	14
40-3193	21	6	9
40-3194	21	6	11
40-3201	27	8	30
40-3203	27	8	32
40-3206	27	8	28
40-3207	27	8	33
40-3210	27	8	36
40-3220	27	8	12
40-3221	27	8	15
40-3227	27	8	16
40-3230	27	8	18
40-3233	27	8	13
40-3234	27	8	14
40-3254	19	5	10
40-3257	23	7	16
40-3258	19	5	11
40-3262	19	5	12
40-3265	19	5	20
40-3271	25	7	61
40-3272	25	7	60
40-3273	23	7	15
40-3275	25	7	50
40-3276	25	7	52
40-3277	25	7	51
40-3279	25	7	62
40-3282	25	7	58
40-3283	25	7	55
40-3291	21	6	18
40-3292	25	7	54
40-3292	19	5	19
40-3321	21	6	12
40-3323	21	6	10
40-3330	27	8	37
40-4077	31	9	43
40-4081	31	9	45
40-4241	33	10	13
40-4524	29	9	6
40-4524	29	9	11
40-4530	29	9	2
40-4733	33	10	4
40-4734	33	10	5
40-4735	33	10	6
40-4820	37	12	18
40-4960	55	17	44

NUMERICAL INDEX—continued

NUMBER	PAGE	PLATE	CODE
40-5018	39	13	29
40-5069	41	13	55
40-5090	39	13	7
40-5143	39	13	3
40-5144	39	13	5
40-5145	39	13	2
40-6030	37	12	28
40-6033	47	15	31
40-6040	47	15	32
40-6078	5	—	—
40-6078	47	—	—
40-6080	47	15	45
40-6790	49	16	20
40-6910	33	10	1
40-8046	29	9	17
40-8046	29	9	24
40-8382	35	11	9
40-8401	35	11	28
40-8435	35	11	8
40-8436	35	11	5
40-8657	55	17	39
40-9017	63	20	6
40-9134	39	13	20
40-9172	29	9	23
40-9187	29	9	25
40-9188	29	9	26
40-9190	15	3	47
41-0031	9	1	34
41-0044	11	2	19
41-0092	6	—	—
41-0092	11	2	39
41-0092	11	2	40
41-0093	6	—	—
41-0098	6	—	—
41-0098	11	2	38
41-0099	6	—	—
41-0101	11	2	22
41-0102	6	—	—
41-0104	6	—	—
41-0143	15	3	49
41-0146	15	3	50
41-0175	31	9	49
41-0176	9	1	36
41-0183	11	2	25
41-0548	11	—	—
41-0549	11	2	20
41-0551	11	2	26
41-0554	11	2	28
41-0560	15	3	30
41-0564	11	2	27
41-0565	15	3	35
41-0567	15	3	34
41-0569	15	3	33
41-0579	11	2	31
41-0586	11	2	23
41-0588	11	2	24
41-0603	17	4	11
41-0605	17	4	23
41-0609	17	4	21
41-0615	13	3	7
41-0624	17	4	29
41-0632	9	1	22
41-0633	9	1	10
41-0638	11	2	44
41-0639	11	2	42
41-0673	13	3	4
41-0706	17	4	26
41-0713	17	4	15
41-0714	17	4	16
41-0715	23	7	3
41-0784	9	1	15
41-0787	11	2	37
41-0788	9	1	20
41-0789	9	1	12
41-0790	15	3	26
41-0793	6	—	—

NUMBER	PAGE	PLATE	CODE
41-0793	11	2	33
41-0795	6	—	—
41-0797	6	—	—
41-0804	17	4	25
41-0807	11	2	3
41-3045	19	5	21
41-3054	19	5	22
41-3063	19	5	7
41-3068	19	5	17
41-3070	19	5	16
41-3072	19	5	18
41-3074	19	5	18
41-3078	19	5	15
41-3089	19	5	8
41-3091	27	8	21
41-3092	17	4	38
41-3209	27	8	35
41-3210	27	8	34
41-3212	27	8	26
41-3215	27	8	22
41-4105	33	10	19
41-4105	37	12	5
41-4105	37	12	16
41-6016	45	15	23
41-6016	47	15	39
41-6019	47	15	51
41-6021	47	15	49
41-6022	5	—	—
41-6022	45	15	27
41-6032	47	15	37
41-6082	47	15	53
41-6090	45	15	15
41-6092	45	15	13
41-6093	45	15	8
41-6094	45	15	7
41-6098	47	15	54
41-6782	49	16	15
41-7007	37	12	35
41-7037	37	12	41
41-8011	55	17	55
41-8548	55	17	47
41-9131	53	17	22
41-9152	51	16	45
42-3249	35	11	4
42-3249	49	16	2
42-3249	49	16	24
42-4343	31	9	37
42-4364	31	9	36
42-4475	29	9	9
42-4475	31	9	44
42-4475	31	9	48
42-4475	59	18	55
42-4476	9	1	16
42-4476	29	9	13
42-4476	37	12	10
42-4476	37	12	21
42-4476	47	15	34
42-4476	49	16	22
42-4574	59	18	68
42-4926	37	12	8
42-5819	43	14	3
42-5819	43	14	9
42-5820	43	14	2
42-5836	43	14	19
42-5840	43	14	28
42-5841	43	14	31
42-6011	47	15	42
42-6012	47	15	43
42-6019	45	15	16
42-6045	45	15	5
42-6335	43	14	10
42-6554	23	7	31
42-6558	51	16	57
42-8010	55	17	62
42-8017	55	17	60
42-8611	55	17	48

NUMBER	PAGE	PLATE	CODE
47-4214	29	9	27
47-5064	39	13	34
47-5065	39	13	30
47-7003	37	12	38
47-7013	37	12	36
47-9012	31	9	33
47-9030	59	18	69
53-3049	25	7	71
54-0042	41	13	49
54-0055	49	16	10
54-0170	51	16	38
54-5504	41	13	59
54-8003	35	11	17
54-8003	41	13	52
54-9012	49	16	33
54-9081	49	16	25
57-0280	43	14	1
57-0948	17	4	5
57-2166	27	8	1
57-2641	25	7	39
57-2642	25	7	49
57-2646	25	7	43
57-2750	25	7	56
57-2759	25	7	42
57-2764	23	7	32
57-3638	49	16	26
57-3763	21	6	16
57-3764	25	7	65
57-3850	21	6	8
57-3854	21	6	21
57-3872	19	5	3
57-3874	19	5	13
57-3876	19	5	5
57-3877	19	5	14
57-3951	27	8	19
57-4017	5	—	—
57-4017	27	—	—
57-4019	27	8	11
57-4070	25	7	53
60-0767	63	20	2
60-0801	63	20	9
60-1053	61	19	1
60-2033	35	11	13
60-2034	53	17	12
60-2083	53	17	3
60-2084	63	20	10
60-2113	63	—	—
60-2184	63	20	7
60-2242	53	17	2
60-2243	53	17	13
60-2683	37	12	25
60-2683	43	14	18
60-2722	29	9	28
60-2724	21	6	17
62-0263	11	2	4
64-6016	39	13	22
65-1417	9	1	18
65-2494	9	1	23
65-2495	9	1	24
65-2593	25	7	59
65-4917	37	12	6
65-4917	37	12	22
65-5111	45	15	29
65-5332	39	13	31
65-5333	39	13	26
65-5883	45	15	12
65-5884	47	15	40
65-5886	47	15	48
65-5887	47	15	47
65-5904	45	15	25
65-5940	45	15	9

NUMERICAL INDEX—continued

NUMBER	PAGE	PLATE	CODE	NUMBER	PAGE	PLATE	CODE	NUMBER	PAGE	PLATE	CODE
65-6274	37	12	42	68-9418	57	18	9	75-5104	41	13	46
65-8326	29	9	3	68-9428	39	13	10	75-5105	39	13	17
66-0102	11	2	9	68-9429	39	13	9	75-5199	41	13	44
66-0492	11	2	21	68-9461	63	20	1	75-6594	49	16	4
66-0954	11	2	32	68-9464	63	20	4	75-6594	49	16	14
66-3074	25	7	66	68-9467	63	20	5	75-6594	49	16	16
66-3074	27	8	10					75-9045	63	20	12
66-3074	9	1	28	70-3789	15	3	45				
66-3074	19	5	24	70-5874	35	11	16	76-0012	11	2	18
66-4149	31	9	56	70-6026	19	5	23	76-0012	55	17	52
66-4707	31	9	54	70-7351	53	17	28	76-0271	23	7	17
66-4707	59	18	54	70-7354	23	7	28	76-0528	25	7	63
66-4708	45	15	3	70-7727	11	2	36	76-0543	57	18	10
66-8340	59	16	49	70-7739	15	3	27	76-4116	27	8	3
66-9262	59	18	47	70-7821	9	1	17	76-9136	63	20	11
				70-7856	27	8	29	76-9325	39	13	25
67-0042	35	11	7	70-7857	9	1	31				
67-1171	33	10	10	70-7882	23	7	36	82-2351	43	14	12
67-1236	21	6	1	70-8202	6	—	—	82-4971	53	17	26
67-1286	17	4	31	70-8203	6	—	—	82-4972	53	17	26
67-1288	17	4	30	70-8204	6	—	—	82-8140	51	16	36
67-1391	17	4	22	70-8259	21	6	26	82-8195	49	16	35
67-6027	45	15	24	70-8291	6	—	—	82-8250	55	17	35
67-6033	47	15	35	70-8293	6	—	—	82-8283	57	18	11
67-6034	47	15	36	70-8295	6	—	—	82-8285	29	9	10
67-6038	45	15	17	70-8312	6	—	—	82-8307	59	18	71
67-6051	47	15	41	70-8313	6	—	—	82-8314	59	18	70
67-6839	49	16	27	70-8314	6	—	—	82-8319	59	18	82
67-8313	51	16	49	70-8315	17	4	28	82-8320	59	18	79
67-9026	63	20	3	70-8737	23	7	26	82-8392	49	16	7
				70-8782	27	8	25	82-8393	49	16	5
68-0018	9	1	19	70-8896	13	3	19	82-8614	35	11	3
68-0155	11	2	16	70-9381	13	3	11	82-8686	31	9	34
68-0289	23	7	2	70-9382	13	3	10	82-8874	35	11	31
68-0289	9	1	35	70-9383	13	3	16	82-8933	33	10	22
68-0289	27	8	4	70-9384	13	3	24	82-9004	29	9	5
68-0331	23	7	23	70-9428	13	—	—	82-9008	29	9	12
68-0383	15	3	42	70-9429	13	3	17	82-9020	49	16	19
68-0839	27	8	4	70-9430	13	3	12	82-9020	51	16	55
68-0840	27	8	5	70-9431	13	3	15	82-9020	51	16	59
68-0931	9	1	21	70-9432	13	3	23	82-9020	53	17	24
68-0938	17	4	19	70-9433	25	7	57	82-9020	59	18	78
68-3168	17	4	37	70-9517	13	3	13	82-9124	31	9	31
68-4081	37	12	13	70-9526	23	7	14	82-9125	31	9	32
68-4577	29	9	4	70-9548	5	—	—	82-9210	33	10	11
68-4597	29	9	1	70-9548	11	—	—	82-9213	5	—	—
68-4708	31	9	35	70-9549	11	2	30	82-9213	31	9	47
68-4835	37	12	20	70-9737	21	6	2	82-9603	37	12	19
68-4925	31	9	46	70-9800	27	8	1	82-9608	37	12	9
68-5056	39	13	28	70-9979	17	4	35	82-9695	55	17	34
68-5104	41	13	62					82-9696	55	17	34
68-5108	39	13	33	71-1058	27	8	8	82-9721	55	17	57
68-5137	39	13	24	71-1060	25	7	69	82-9722	53	17	29
68-6066	45	15	1	71-1065	27	8	23	82-9723	53	17	29
68-6081	47	15	38	71-1090	5	—	—	82-9729	53	17	30
68-6095	45	15	22	71-1120	5	—	—	82-9730	55	17	42
68-6133	45	15	20	71-1120	15	3	37	82-9732	53	17	20
68-6134	45	15	6	71-1134	5	—	—	82-9746	53	17	31
68-6135	45	15	18	71-1134	17	—	—	82-9747	55	17	41
68-6142	47	15	50	71-1136	17	4	17	82-9782	55	17	59
68-6802	51	16	46	71-1139	17	4	12	82-9784	55	17	56
68-6834	49	16	31	71-1141	17	4	13	82-9787	53	17	25
68-6835	49	16	30	71-1143	17	4	24	82-9943	37	12	17
68-8013	55	17	58	71-1147	17	4	14	82-9950	33	10	14
68-8014	55	17	61	71-1148	17	4	27	82-9958	37	12	40
68-8016	55	17	53	71-1276	15	3	28	82-9988	49	16	17
68-8019	55	17	54	71-1319	35	11	19				
68-8343	35	11	10	71-1327	21	6	3	83-0002	53	17	27
68-8382	35	11	12	71-1408	9	1	14	83-0270	49	16	34
68-8383	35	11	11					83-0281	57	18	3
68-9115	29	9	22	75-0257	25	7	70	83-0281	57	18	15
68-9163	59	18	50	75-2719	35	11	15	83-1426	37	12	1
68-9223	35	11	1	75-3144	39	13	11	83-1428	37	12	4
68-9226	35	11	2	75-4813	31	9	52	83-1460	37	12	26
68-9227	35	11	2	75-4813	59	18	51	83-1532	31	9	55
68-9287	35	11	1	75-5088	41	13	43	83-1559	51	16	53
68-9304	57	18	38	75-5095	41	13	53	83-1603	59	18	46
68-9337	29	9	21	75-5099	41	13	40	83-1604	33	10	7

NUMERICAL INDEX—continued

NUMBER	PAGE	PLATE	CODE	NUMBER	PAGE	PLATE	CODE	NUMBER	PAGE	PLATE	CODE
83-1648	.. 35	.. 11	.. 32	281	.. 57	.. 18	.. 32	54945043	.. 57	.. 18	.. 33
83-1651	.. 35	.. 11	.. 6	370	.. 57	.. 18	.. 24	54953386	.. 59	.. 18	.. 70
				380	.. 59	.. 18	.. 59	54953389	.. 57	.. 18	.. 6
89-3208	.. 23	.. -	.. 30	410	.. 57	.. 18	.. 24	54956469	.. 59	.. 18	.. 41
				411	.. 57	.. 18	.. 24	54957239	.. 57	.. 18	.. 37
90-0011	.. 25	.. 7	.. 64	446	.. 57	.. 18	.. 24				
90-4294	.. 29	.. 9	.. 7	989	.. 57	.. 18	.. 36	1-24089	.. 57	.. 18	.. 38
90-5268	.. 23	.. 7	.. 11	31899	.. 59	.. 18	.. 40	14-148-203-10	57	.. 18	.. 17
90-6074	.. 17	.. 4	.. 41	34815	.. 59	.. 18	.. 66				
90-6576	.. 51	.. 16	.. 60	35710	.. 57	.. 18	.. 29	DF9110-00/63	57	.. 18	.. 16
90-6579	.. 49	.. 16	.. 3	36403	.. 57	.. 18	.. 28				
90-7029	.. 37	.. 12	.. 43	38191	.. 57	.. 18	.. 26	SSM5007/02..	57	.. 18	.. 18
90-9024	.. 63	.. 20	.. 13	45223	.. 59	.. 18	.. 42	SSM5007/03..	57	.. 18	.. 18
				49072	.. 57	.. 18	.. 5				
97-0519	.. 41	.. 13	.. 50	49345	.. 59	.. 18	.. 72	RSM3003/01	57	.. 18	.. 1
97-1656	.. 39	.. 13	.. 21	53973	.. 59	.. 18	.. 56				
97-2090	.. 41	.. 13	.. 41	59883	.. 57	.. 18	.. 19	376-093	.. 61	.. 19	.. 19
97-2091	.. 41	.. 13	.. 48	59885	.. 57	.. 18	.. 19	376-100	.. 61	.. 19	.. 23
97-2126	.. 41	.. 13	.. 54	59885	.. 57	.. 18	.. 19				
97-2127	.. 39	.. 13	.. 12	110714	.. 59	.. 18	.. 61	622-050	.. 61	.. 19	.. 20
97-2154	.. 41	.. 13	.. 47	112201	.. 57	.. 18	.. 31	622-067	.. 61	.. 19	.. 7
97-2245	.. 39	.. 13	.. 32	118330	.. 59	.. 18	.. 62	622-068	.. 61	.. 19	.. 21
97-2513	.. 41	.. 13	.. 38	144921	.. 57	.. 18	.. 27	622-069	.. 61	.. 19	.. 16
97-2525	.. 39	.. 13	.. 23	144921	.. 59	.. 18	.. 57	622-071	.. 61	.. 19	.. 22
97-2526	.. 39	.. 13	.. 6	188218	.. 59	.. 18	.. 75	622-073	.. 61	.. 19	.. 15
97-2704	.. 23	.. 7	.. 8	504665	.. 57	.. 18	.. 22	622-076	.. 61	.. 19	.. 13
97-2704	.. 25	.. 7	.. 46	516798	.. 57	.. 18	.. 21	622-077	.. 61	.. 19	.. 14
97-2704	.. 39	.. 13	.. 4	534296	.. 57	.. 18	.. 23	622-078	.. 61	.. 19	.. 18
97-3638	.. 41	.. 13	.. 39	553248	.. 57	.. 18	.. 20	622-082	.. 61	.. 19	.. 12
97-3639	.. 41	.. 13	.. 42	553738	.. 57	.. 18	.. 34	622-086	.. 61	.. 19	.. 4
97-3669	.. 41	.. 13	.. 58	554602	.. 57	.. 18	.. 34	622-086	.. 61	.. 19	.. 17
97-3672	.. 41	.. 13	.. 45	555275	.. 57	.. 18	.. 21	622-101	.. 61	.. 19	.. 10
97-3678	.. 41	.. 13	.. 37	573828	.. 59	.. 18	.. 64	622-122	.. 61	.. 19	.. 25
97-3680	.. 41	.. 13	.. 58	54027029	.. 59	.. -	.. -	622-124	.. 61	.. 19	.. 8
97-3685	.. 49	.. 16	.. 12	54130041	.. 59	.. 18	.. 39	622-128	.. 61	.. 19	.. 24
97-3689	.. 57	.. 18	.. 4	54140331	.. 57	.. 18	.. 25	622-131	.. 61	.. 19	.. 6
97-3693	.. 41	.. 13	.. 36	54170009	.. 59	.. 18	.. 82				
97-3694	.. 41	.. 13	.. 36	54441582	.. 59	.. 18	.. 74	928-060	.. 61	.. 19	.. 9
97-3895	.. 5	.. -	.. -	54522680	.. 57	.. 18	.. 21	928-097	.. 61	.. 19	.. 5
97-3895	.. 41	.. -	.. -	54523999	.. 57	.. 18	.. 30				
97-3906	.. 41	.. 13	.. 35	54571677	.. 59	.. 18	.. 63	R930/005	.. 61	.. 19	.. 11
97-3921	.. 41	.. 13	.. 57	54573590	.. 57	.. 18	.. 35	W930/38	.. 61	.. -	.. -
97-3922	.. 41	.. 13	.. 56	54577109	.. 59	.. 18	.. 58				
97-3926	.. 41	.. 13	.. 61	54578212	.. 59	.. 18	.. 60				
				54578213	.. 59	.. 18	.. 65				