

LUCAS

Quality

EQUIPMENT



EQUIPMENT AND
SPARE PART DETAILS FOR

1951

MOTOR CYCLES

JOSEPH LUCAS LTD • BIRMINGHAM 19 ENGLAND

All correspondence relevant to this Catalogue should be addressed to the Technical Records Department, Joseph Lucas Ltd., Great Hampton Street, Birmingham 18

CONTENTS

ALPHABETICAL GUIDE

PAGES 4 - 7

ALTERNATOR	MAGDYNO
AMMETER	MAGNETO
AUTO ADVANCE UNIT	PANEL
BATTERY	RECTIFIER
CONTROL BOX	SIDE OR SIDECAR LAMP
DISTRIBUTOR	TAIL LAMP
DYNAMO OR GENERATOR	SWITCHES:
HEADLAMP	DIPPER
HORN	IGNITION
HORN BRACKET	LIGHTING
HORN PUSH	MAGNETO CUTOUT
IGNITION COIL	STOP TAIL LAMP AND SPRING
JUNCTION BOX	WARNING LIGHT

DETAILED SPARE PARTS

	Pages		Pages
ALTERNATOR	9	HORN PUSHES	9, 17
AMMETER	17	HEADLAMP	14, 15
CONTROL BOX	9	MAGDYNO	12, 13
DISTRIBUTOR	13	MAGNETO	10, 11
DYNAMO OR GENERATOR	8	SIDE AND TAIL LAMP	16
HORN	9	SWITCHES	17



ALPHABETICAL GUIDE

MAKE AND MODEL	DYNAMO OR GENERATOR	MAGNETO, MAGDYNO, DISTRIBUTOR	AUTO ADVANCE UNIT	IGNITION COIL	CONTROL BOX	JUNCTION BOX	HEADLAMP	SIDE OR SIDECAR LAMP
A.M.C. (A.J.S. & MATCHLESS)								
(1) A.J.S. 51-20 500 c.c. O.H.V. Twin and Matchless 51-G9 500 c.c. O.H.V. Twin	20009D	42230B	—	—	37097B	—	50945A	—
(2) All single cylinder models ...	20028A	42020E *42179E	—	—	37144A	—	50945A *50791D	—
ARIEL								
(3) 4G 'Square Four' 1,000 c.c. O.H.V.	22003B	40124E	—	45016A	37097B	—	50965A	—
(4) KG De Luxe and KH 'Red Hunter' 500 c.c. O.H.V. Twin	20009D	42114E	47506	—	37097B	—	50945A	—
(5) NG De Luxe and NH 'Red Hunter' 350 c.c. O.H.V., VCH 500 c.c. O.H.V., VB 600 c.c. S.V., VG De Luxe 500 c.c. O.H.V., and VG 'Red Hunter' 500 c.c. O.H.V.	20013A	46028A	—	—	37097B	—	50945A *50940A	—
ATELIERS GILLET								
(6) 400 c.c.	20013A	46033A	—	—	37097B	—	50945A	—
B.S.A.								
(7) A7 and A7 'Star' 500 c.c. O.H.V. Twin and A10 'Golden Flash' 650 c.c. Twin	20010A	42248E †42263B	47503	—	37097B	—	50945A †50964A †056544	—
(8) C10 S.V. and C11 De Luxe O.H.V. 250 c.c.	20010A	40079D	—	45036A	37097B	—	50185H	—
(9) M20 500 c.c., M21 600 c.c. S.V., and M33 500 c.c. O.H.V. ...	20013A	46031A	—	—	37097B	—	50945A	*A52154A
(10) B34 500 c.c. O.H.V. and Competition, B32 350 c.c. O.H.V. and Competition, B34 500 c.c. O.H.V., and B31 350 c.c. O.H.V.	20013A	46031A *42123F	—	—	37097B	—	50945A	*A52153A
(11) 'Bantam' Standard and De Luxe	*47077E	—	—	45033A	*47078A	—	50866E §50906D 50898D	—
DOUGLAS								
(12) Mk. V '80 Plus' and '90 Plus' Competition	—	46027D *42206A	—	—	37097B	—	50945A	—
(13) 'Vespa'	—	—	—	—	—	—	—	—
ENFIELD								
(14) G2 350 c.c. 'Bullet', G 350 c.c. O.H.V., and J2 500 c.c. single cylinder	20013A	46030A *42157E	—	—	37097B	—	50945A §50732E 50947A	—
(15) 500 c.c. Twin	22003B	40168B	—	45016A	37097B	—	50947A ¶51060A	—
EXCELSIOR								
(16) 'Talisman' Twin 250 c.c. Special Export Standard Export	—	—	—	—	—	—	50946A 50945A 50827E	—
	* Alternator	* Competition Models † Later Fitment A7 'Star' Twin			* Rectifier		* Competition Models † 'Golden Flash' only ‡ Export France 'Golden Flash' only § Export U.S.A. ¶ Later Fitment	* Later or special fitment

DETAILING INITIAL LUCAS ELECTRICAL EQUIPMENT

	TAIL LAMP	PANEL	LIGHTING SWITCH	AMMETER	DIPPER SWITCH	HORN	HORN BRACKET	HORN PUSH	BATTERY
	A53139B A53139B *A53140B	308312 308312	351551 351551	36084D 36084D	380521 380521	069225 069225	701686 701686	76209A 76209A	PUW7E/4 (1) PUW7E/4 (2)
	A53140B	516506	351551	36085D	*31085B 380521	069225	700168	76204A	GUW11E (3)
	A53140B	308312	351551	36084D	380521	069225	700168	76204A	PUW7E/4 (4)
	A53140B	308312 *516495	351551 *31224A	36084D	380521	069225	700168	76204A	PUW7E/4 (5)
	—	308312	351551	36084D	31278A	069225	700168	76204A	— (6)
	A53140B †A53182B	308312 †516483	351551 †76206A	36084D	31220A †31281A ‡315543	069225	700168	76206A	PUW7E/4 (7)
	A53140B	308343	344669	36085D	380521	069225	700168	76200A	PUW7E/4 (8)
	A53140B †A53182B	308312	351551	36084D	380521 †31281A ‡315543	069225	700168	76206A	PUW7E/4 (9)
	A53140B †A53182B	308312	351551	36084D	31220A †31281A ‡315543	069225	700168	76206A	PUW7E/4 (10)
	A53140B †A53182B	516452	31268A	36088D	380521 †31281A ‡315543	—	—	76200A	LVW5E (11)
	A53056A	308312	351551 †76204A	36084D	—	70048B	701851	76204A	PUW7E/4 (12)
	A53056A	—	—	—	—	70068A	—	—	LVW5E (13)
	A53140B	308312	351551	36084D	—	069225	700168	76204A	PUW7E/4 (14)
	A53140B	— ‡516506	34057A ‡351551	36084D *36085D	380521 *§31083D	069225	703185	76204A	PUW7E/4 (15)
	—	516500 308312 516500	31224B 351551 31224B	36084D 36084D 36084D	380521 380521 380521	—	—	—	PUW7E/4 (16) PUW7E/4 PUW7E/4
	* Competition Models † Later Fitment	* Competition Models † 'Golden Flash' only ‡ Later Fitment	* Competition Models † Magneto Cutout Switch ‡ Later Fitment	* Later Fitment	* Ignition Switch † Stop Lamp Switch ‡ Stop Lamp Spring § Later Fitment				

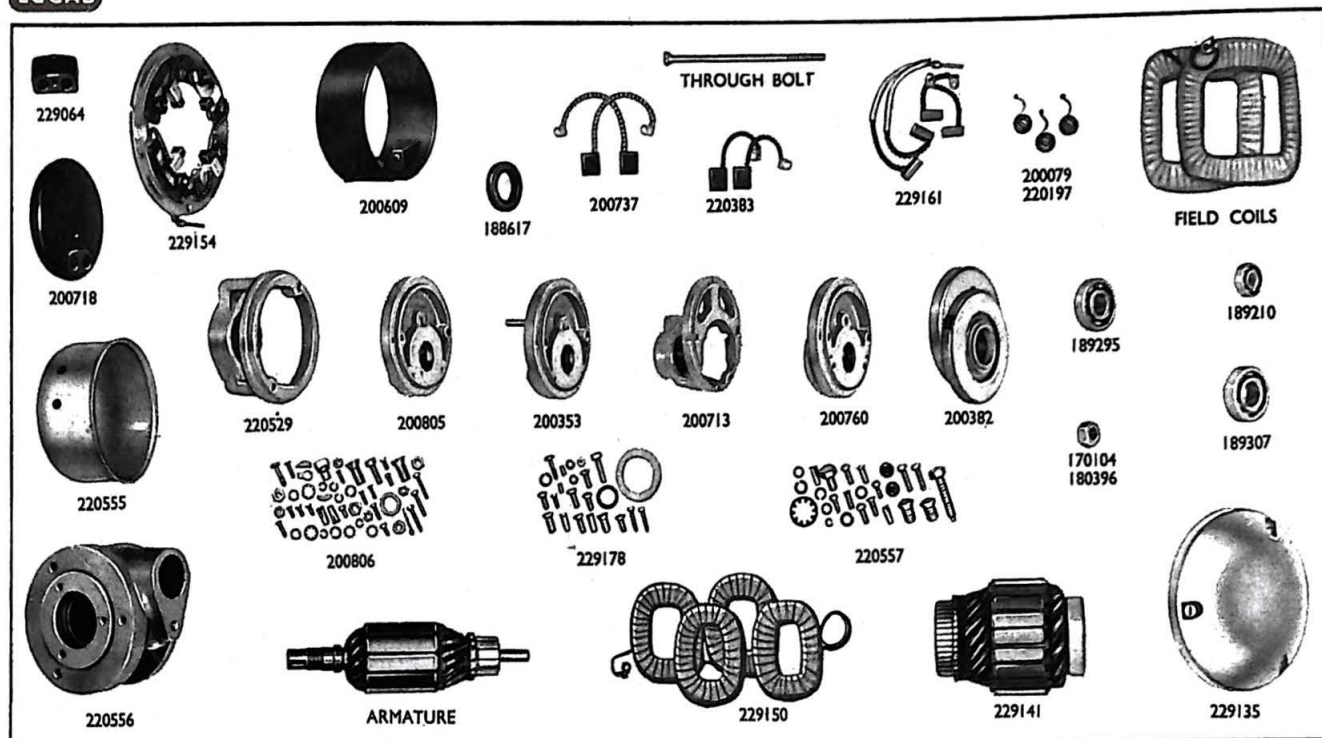
ALPHABETICAL GUIDE

MAKE AND MODEL	DYNAMO OR GENERATOR	MAGNETO, MAGDYNO, DISTRIBUTOR	AUTO ADVANCE UNIT	IGNITION COIL	CONTROL BOX	JUNCTION BOX	HEADLAMP	SIDE OR SIDEAL LAMP
MAISON SAROLEA								
(1) Export	20013A	46029A	—	—	37097B	—	*50732E 50128F	—
NORTON								
(2) '7 Dominator' 500 c.c. O.H.V. Twin	20011A	42111H	47508	—	37097B	—	50945A	—
(3) 40 and 40M 350 c.c. O.H.C., 16H 500 c.c. S.V., 18 500 c.c. O.H.V., E92 500 c.c. O.H.V., 30 500 c.c. O.H.C., 500T 500 c.c. O.H.V., 30M 500 c.c. O.H.C., and 'Big Four' 600c.c. S.V.	20013A	46029A	—	—	37097B	—	50945A	—
PASHLEY								
(4) Carrier Cycles	—	—	—	—	—	—	—	A53182B
PHELON & MOORE								
(5) '65' 250 c.c. O.H.V. and O.H.C....	20009D	40145D	—	45016A	37097B	—	50185H	—
(6) '65' 250 c.c. O.H.V. and O.H.C. 'Stroud' (Competition Model)	20009D	42183E	—	45016A	37097B	—	50791D	—
(7) '75' 350 c.c. O.H.V.	20009D	42133F	—	—	37097B	—	50945A	—
(8) '75' 350 c.c. O.H.V. and 'Stroud' (Competition Model)	20009D	42183E	—	—	37097B	—	50791D	—
(9) '100' 600 c.c. O.H.V.	20009D *20013A	42020E *46028A	—	—	37097B	—	50945A	—
SUNBEAM								
(10) S7 and S8	20151A	40073J	—	45036A	37097B	—	50353E	—
TURNER MANUFACTURING								
(11) 'Bi-Van'	†47068H	—	—	45036A	*47078A	78266A	50306D	—
(12) 'Tri-Van'	†47068H	—	—	45036A	*47078A	78266A	50292D	A52036A
TRIUMPH								
(13) TR5 'Trophy' (Competition) 500 c.c.	20009D	42264B	—	—	37097B	—	50791D	—
(14) 3T 349 c.c. De Luxe, 5T 498 c.c. 'Speed' Twin, T100 498 c.c. 'Tiger 100', and 6T 649 c.c. 'Thunderbird'	20009D	42111H †42264B	47502	—	37097B	—	50777B *50916A	—
VINCENT — HRD								
(15) 'Black Shadow' and 'Rapide' 1,000 c.c.	—	42134F	—	—	—	—	—	—
(16) 'Comet' 500 c.c.	—	42182E	47505	—	—	—	—	—
	* Later Fitment † Alternator	* Later Fitment † T100 Model only			* Rectifier		* Export France	

DETAILING INITIAL LUCAS ELECTRICAL EQUIPMENT

	TAIL LAMP	PANEL	LIGHTING SWITCH	AMMETER	DIPPER SWITCH	HORN	HORN BRACKET	HORN PUSH	BATTERY
	A53056A	*30917A 308312	351551	36084D	380521	069225	701686	76210A	— (1)
	A53140B	308312	351551 *76204A	36084D	380521	069225	700168	76204A	PUW7E/4 *PUZ7E/4 (2)
	A53140B	308312	351551	36084D	380521	069225	700168	76204A	PUW7E/4 (3)
	A53056A	—	031218	—	—	—	—	—	PUW7E/4 (4)
	A53140A	308343	344669	36085D	31278A	069225	701686	76210A	PUW7E/4 (5)
	A53056A	308312	351551	36084D	31278A	069225	701686	76204A	PUW7E/4 (6)
	A53140B	308312	351551	36084D	31278A	069225	701686	76210A	PUW7E/4 (7)
	A53056A	308312	351551	36084D	31278A	069225	701686	76204A	PUW7E/4 (8)
	A53139B	308312	351551	36084D	31278A	069225	701686	76210A	PUW7E/4 (9)
	A53140B	†38066B ‡38021B	34017B	36088D	31220A	069225	700168	76206A	PUW7E/4 (10)
	A53140B	—	31245A	36084D	380521 *31246A	70048B	701851	76204A	PUW7E/4 (11)
	A53133A	—	31245A	36084D	380521 *31246A	70048B	701851	76204A	PUW7E/4 (12)
	A53216A *A53182B	308312	351551	36084D	†31281A ‡315738	70048B	701851	76204A	PUW7E/4 (13)
	A53216A *A53182B	—	351584	36129B	380056 *31071A †31281A ‡315738	70048B	701851	76200A	PUW7E/4 (14)
	—	—	—	—	†31281A ‡315543	069225	700168	76204A	— (15)
	—	—	—	—	†31284A ‡315543	069225	700168	76204A	— (16)
	* U.S.A. and Special Orders	* Export France † Warning Light (Red) ‡ Warning Light (Green)	* Magneto Cutout Switch		* Ignition Switch † Stop Lamp Switch ‡ Stop Lamp Spring				* Export

DYNAMO OR GENERATOR SPARE PARTS

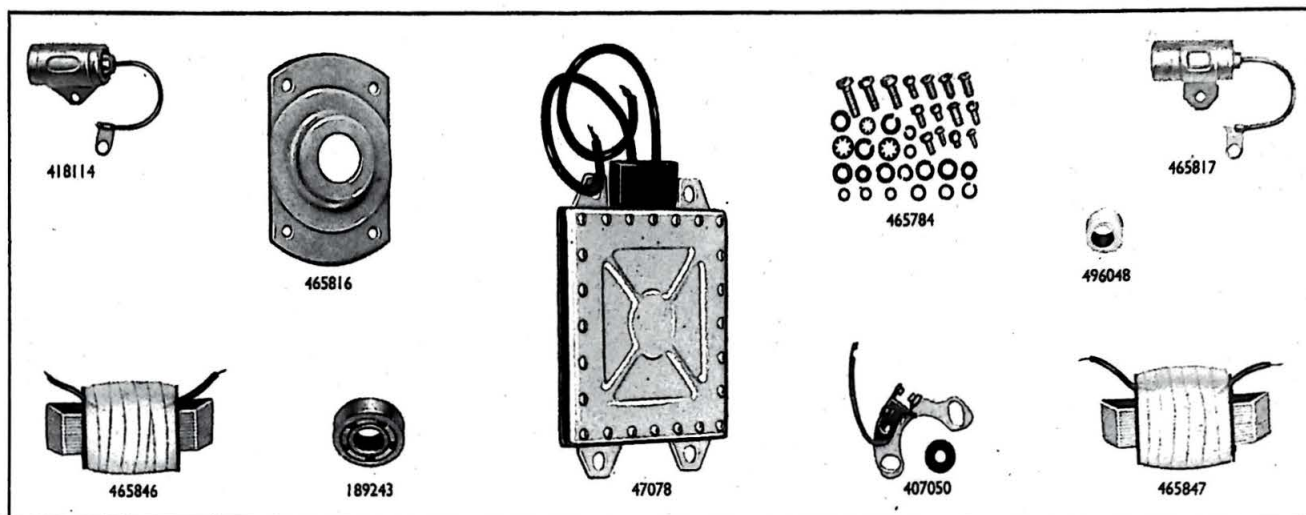


ORDERING No.	MODEL AND TYPE	ROTATION AND VOLTAGE	BAND COVER	BRUSH SET	BRUSH GEAR	BRUSH SPRING SET	BRACKET OR FRAME, COMMUTATOR END	BUSH, BEARING, COMMUTATOR END	COVER, COMMUTATOR END	BRACKET OR FRAME, DRIVE END
20009B	E3L R0-0	AC 6v.	200609	200737	200738	220197	200713	189210	200718	200760
20010A	E3L AC-0	AC 6v.	200609	200737	200738	220197	200713	189210	200718	200382
20011A	E3L L-0	C 6v.	200609	200737	200738	220197	200713	189210	200718	200760
20012D	E3LM L-0	AC 6v.	200609	200737	200738	220197	200713	189210	200718	200353
20013A	E3LM L1-0	C 6v.	200609	200737	200738	220197	200713	189210	200718	200353
20028A	E3N L-0	AC 6v.	200609	200737	200738	220197	200713	189210	200718	200805
20151A	MC45L AC-0	AC 6v.	—	229161	—	200079	229154	—	229135	—
22003B	C35SD H12-1	C 6v.	—	220383	220552	220197	220529	189295	220555	220556
		AC Anti-clockwise C Clockwise								

(continued)


ORDERING No.	MODEL AND TYPE	ROTATION AND VOLTAGE	BUSH, BEARING, DRIVE END	* ARMATURE	NUT, SHAFT	FIELD COILS	TERMINAL COVER OR BLOCK	BOLT, THROUGH FIXING	OIL SEAL	SUNDRY PARTS, SET
20009B	E3L R0-0	AC 6v.	189307	200712	—	200731	—	200732	—	200806
20010A	E3L AC-0	AC 6v.	189307	200752	170104	200731	—	200732	—	200806
20011A	E3L L-0	C 6v.	189307	200712	—	200731	—	200732	—	200806
20012D	E3LM L-0	AC 6v.	189307	200754	—	200731	—	200732	—	200806
20013A	E3LM L1-0	C 6v.	189307	200754	—	200731	—	200732	—	200806
20028A	E3N L-0	AC 6v.	189307	200802	170104	200188	—	200227	—	200806
20151A	MC45L AC-0	AC 6v.	—	229141	—	229150	229064	—	—	229178
22003B	C35SD H12-1	C 6v.	189307	220533	180396	220487	*220498	—	188617	220557
		AC Anti-clockwise C Clockwise		* For reference only			* Gear Set			

ALTERNATOR SPARE PARTS



ORDERING No.	MODEL AND TYPE	ROTATION	CONDENSER	CONTACT SET	PLATE, BEARING SUPPORT	BEARING	CAM	COILS		SUNDRY PARTS, SET
								LEFT..HAND	RIGHT HAND	
47068H	1A45 QB	C	418114	407050	—	—	496048	465847	465846	465784
47077E	1A45 AC	C	465817	407050	465816	189243	496048	465847	465846	465784
		C Clockwise								

HORN AND CONTROL BOX SPARE PARTS



ORDERING No.	MODEL AND TYPE	VOLTAGE	BRACKET
70048B 70068A 069225	HF1441 HF1950 HF1234	6 6 6	701851 — 701686 *700168 *703185

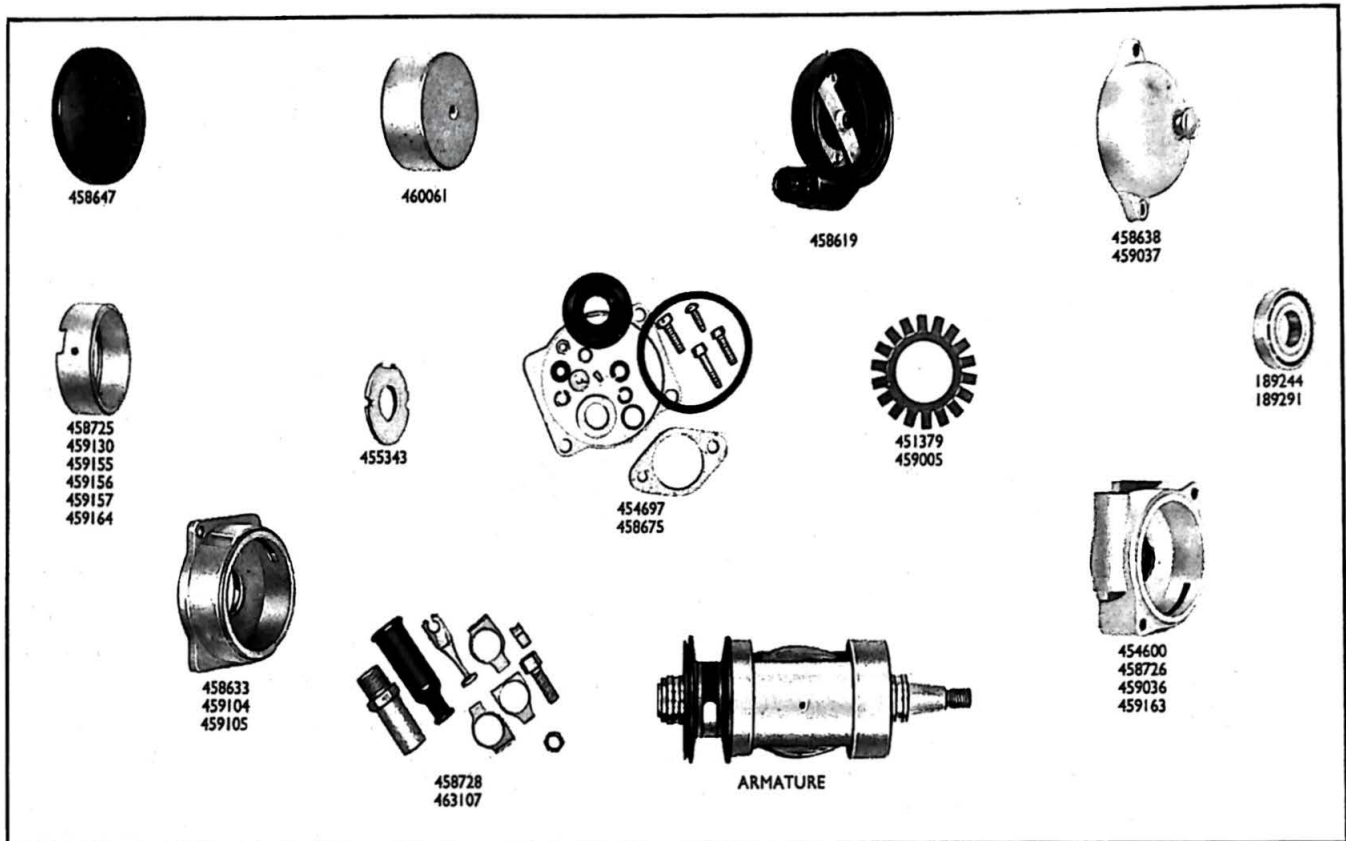
* Special brackets supplied individually where required.
For motor cycles concerned, please consult Alphabetical Guide.

ORDERING No.	MODEL AND TYPE	VOLTAGE	COVER	CLIP, COVER
37097B	MCR2 L	6	391454	391453
37144A	MCR2 L3	6	391454	391453



MAGNETO SPARE PARTS

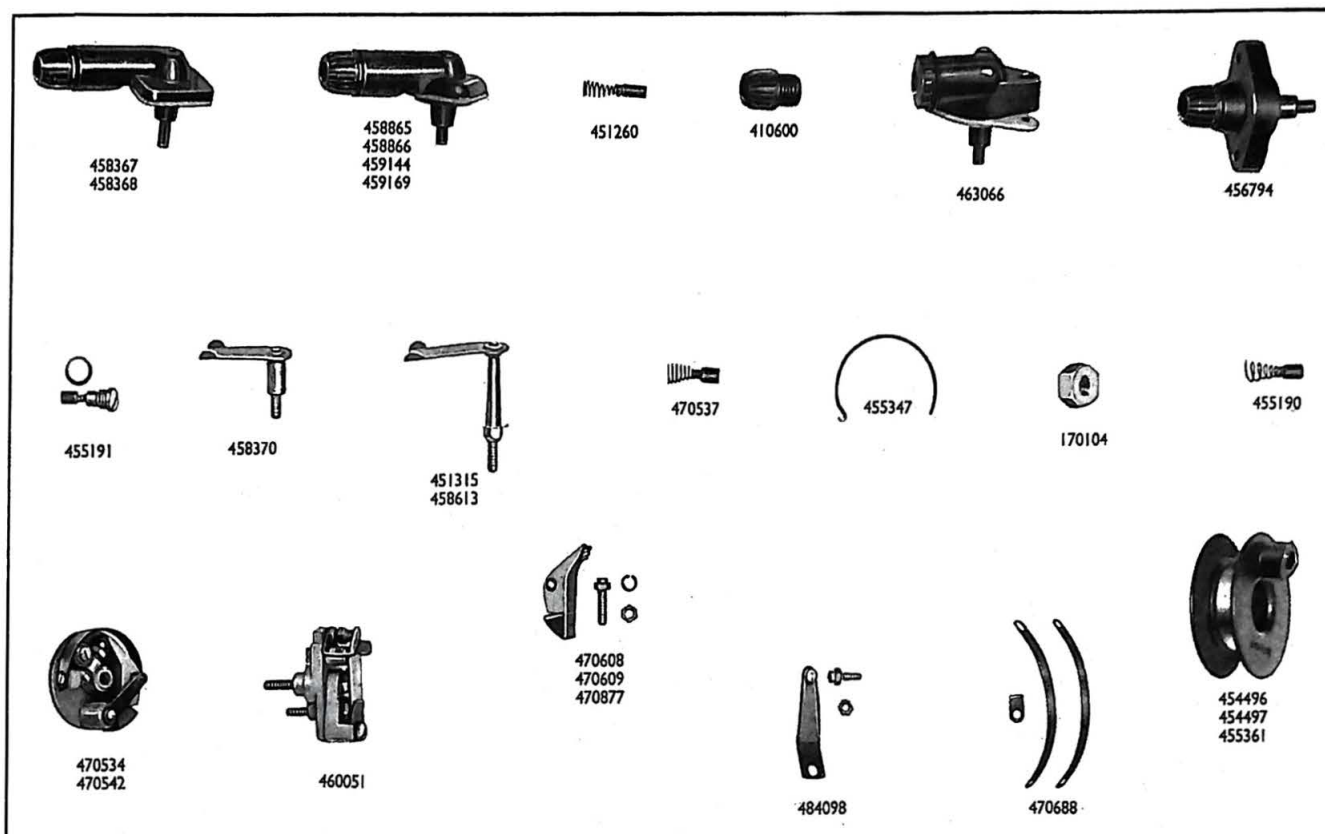
MODELS NI, NRI, KNRI, KIF, K2F



ORDERING No.,	MODEL AND TYPE	ROTATION	PICK-UP	BRUSH AND SPRING	NUT, MOULDED	COVER, CONTACT BREAKER END	CONTACT BREAKER	CONTACT SET	SPRINGS, SET, ACTUATING	BRUSH AND SPRING	CONTROL PARTS, SET
(1) 42020E	NI A0	AC	456794	451260	410600	460061	460051	484098	—	*455347	463107
(2) 42111H	K2F R0	AC	*458367 †458368	451260	410600	458619	470534	470609	470688	—	—
(3) 42114E	K2F AC53	AC	*458367 †458368	451260	410600	458638	470534	470609	470688	470537	—
(4) 42123F	KNRI/4 AC52	AC	—	For repair — the complete magneto to be returned to Lucas Racing Section,							
(5) 42133F	KIF SM0	AC	456794	451260	410600	458647	470534	470609	470688	470537	—
(6) 42134F	KVF GM1	C	*458367 †458368	451260	410600	458647	470542	470877	470688	470537	—
(7) 42157E	KNRI/4 L	AC	—	For repair — the complete magneto to be returned to Lucas Racing Section,							
(8) 42179E	NRI/5 SM	AC	—	For repair — the complete magneto to be returned to Lucas Racing Section,							
(9) 42182E	KIF GM2	C	463066	451260	410600	458647	470534	470608	470688	470537	—
(10) 42183E	KIF FE5	AC	456794	451260	410600	458647	470534	470609	470688	—	463107
(11) 42206A	K2FR L	C	—	For repair — the complete magneto to be returned to Lucas Racing Section,							
(12) 42230B	K2F SM	AC	*458367 †458368	451260	410600	459037	470534	470609	470688	—	458728
(13) 42248E	K2F AC	AC	*458865 †458866	451260	410600	458619	470534	470609	470688	470537	—
(14) 42263B	K2F AC53	AC	*459169 †459144	451260	410600	458619	470534	470609	470688	470537	458728
(15) 42264B	K2F R0	AC	*458367 †458368	451260	410600	458619	470534	470609	470688	—	463107
			AC Anti-Clockwise C Clockwise	* Right Hand † Left Hand							
										* Jump Ring	

MAGNETO SPARE PARTS

MODELS NI, NRI, KNRI, KIF, K2F

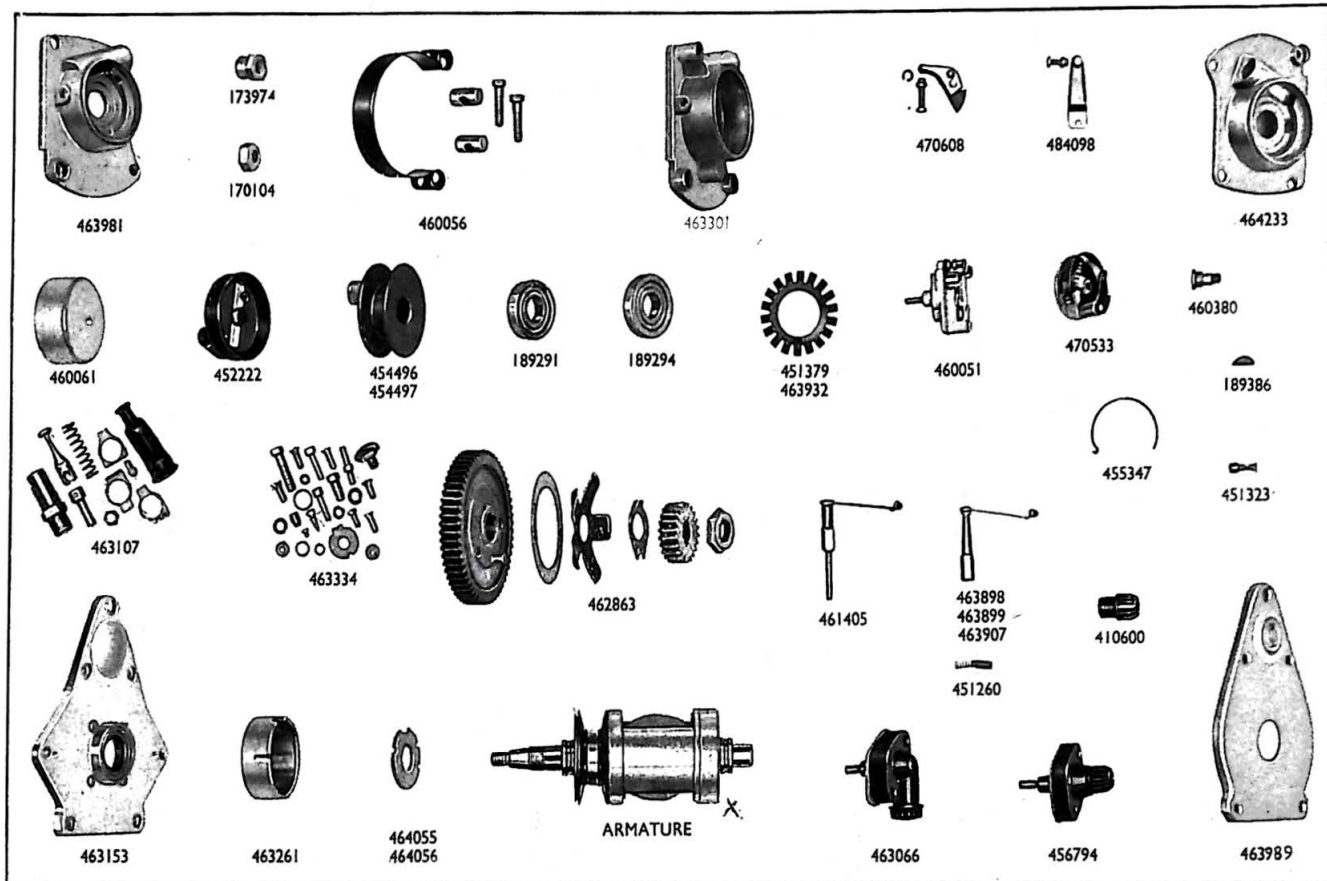


	CAM	PLATE, CONTACT BREAKER END	CUP, INSULATING	SPRING PIN	NUT, SHAFT	ARMATURE	SLIP RING	BEARING, CONTACT BREAKER END	BEARING, DRIVE END	(MAGNETO EARTH)		SUNDRY PARTS, SET
										BRUSH SPRING AND HOLDER	BRUSH AND SPRING	
	455343	454600	451379	451315	170104	454385	454496	189291	189291	455191	455190	454697 (1)
	459130	459105	451379	458613	—	459004	455361	189291	189244	455191	455190	458675 (2)
	459130	459104	*459005 451379	*458370 458370	—	458633	455361	189291	189291	455191	455190	458675 (3)
Great Hampton St., Birmingham 18.	459157	459105	451379 *459005	458613	170104	459139	454496	189291	189244	455191	455190	458675 (4)
	459155	458633	451379 *459005	458613 *458370	—	459142	454497	189291	189244	455191	455190	458675 (5)
Great Hampton St., Birmingham 18.	459157	459105	451379 *459005	458613	170104	459139	454496	189291	189291	455191	455190	458675 (6)
Great Hampton St., Birmingham 18.	459156	458726	451379 *459005	468613	170104	459139	454496	189291	189244	455191	455190	458675 (7)
Great Hampton St., Birmingham 18.	458725	459036	451379 *459005	*458370	170104	459004	455361	189291	189244	455191	455190	458675 (8)
	459130	459105	451379 *459005	458613 *458370	—	459004	455361	189291	189244	455191	455190	458675 (9)
	459164	459163	451379 *459005	458613 *458370	170104	459004	455361	189291	189244	455191	455190	458675 (10)
	458725	458726	451379 *459005	458613 *458370	170104	459004	455361	189291	189244	455191	455190	458675 (11)
												458675 (12)
												458675 (13)
												458675 (14)
												458675 (15)
			* For Body Bearing	* For Pick-up								



MAGDYN0 SPARE PARTS

MODELS MOIL AND MN2



ORDERING No.	MODEL AND TYPE	ROTA-TION	PICK-UP	BRUSH AND SPRING	NUT, MOULDED	COVER, CONTACT BREAKER	CONTACT BREAKER	CONTACT SET	RING, CAM FIXING	CAM	CONTROL PARTS, SET
46027D	MN2L XX	C	456794	451260	410600	452222	470533	470608	—	463261	463107
46028A	MOIL H3	AC	463066	451260	410600	460061	460051	484098	455347	464056	463107
46029A	MOIL AG14	AC	463066	451260	410600	460061	460051	484098	455347	464056	463107
46030A	MOIL LI	AC	463066	451260	410600	460061	460051	484098	455347	464056	463107
46031A	MOIL AC52	AC	463066	451260	410600	460061	460051	484098	455347	464056	463107
46033A	MOIL EJ	C	463066	451260	410600	460061	460051	484098	455347	464055	463107
		AC Anti-clockwise C Clockwise									


(continued)

ORDERING No.	MODEL AND TYPE	ROTA-TION	PLATE, CONTACT BREAKER END	CUP, BEARING INSULATING	SPRING AND PIN	NUT, SHAFT	PLATE, DRIVE END	GEAR SET	* ARMATURE	SLIP RING	BEARING, DRIVE END
46027D	MN2L XX	C	463301	463932	461405	170104	463153	462863	463283	454497	189294
46028A	MOIL H3	AC	464233	451379	463907	173974	463989	462863	164205	454496	189294
46029A	MOIL AG14	AC	463981	451379	463899	170104	463989	462863	464205	454496	189294
46030A	MOIL LI	AC	463981	451379	463899	170104	463989	462863	464205	454496	189294
46031A	MOIL AC52	AC	464233	451379	463898	173974	463989	462863	464205	454496	189294
46033A	MOIL EJ	C	463981	451379	463907	170104	463989	462863	464205	454496	189294
		AC Anti-clockwise C Clockwise							* For reference only		

MODELS MOIL AND MN2—continued

ORDERING No.	MODEL AND TYPE	ROTA-TION	BEARING, COMMUTATOR END	KEY, WOODRUFF	BRUSH, SPRING AND HOLDER	BRUSH AND SPRING	CUP, BEARING INSULATING	SUNDRY PARTS, SET	STRAP ASSEMBLY	DYNAMO
46027D	MN2L XX	C	189294	189386	460380	451323	463932	463334	460056	20012D
46028A	MOIL H3	AC	189291	189386	460380	451323	463932	463334	460056	20013D
46029A	MOIL AG14	AC	189291	189386	460380	451323	463932	463334	460056	20013D
46030A	MOIL LI	AC	189291	189386	460380	451323	463932	463334	460056	20013D
46031A	MOIL AC52	AC	189291	189386	460380	451323	463932	463334	460056	20013D
46033A	MOIL EJ	C	189291	189386	460380	451323	463932	463334	460056	20012D
		AC Anti-clockwise C Clockwise								

DISTRIBUTOR SPARE PARTS



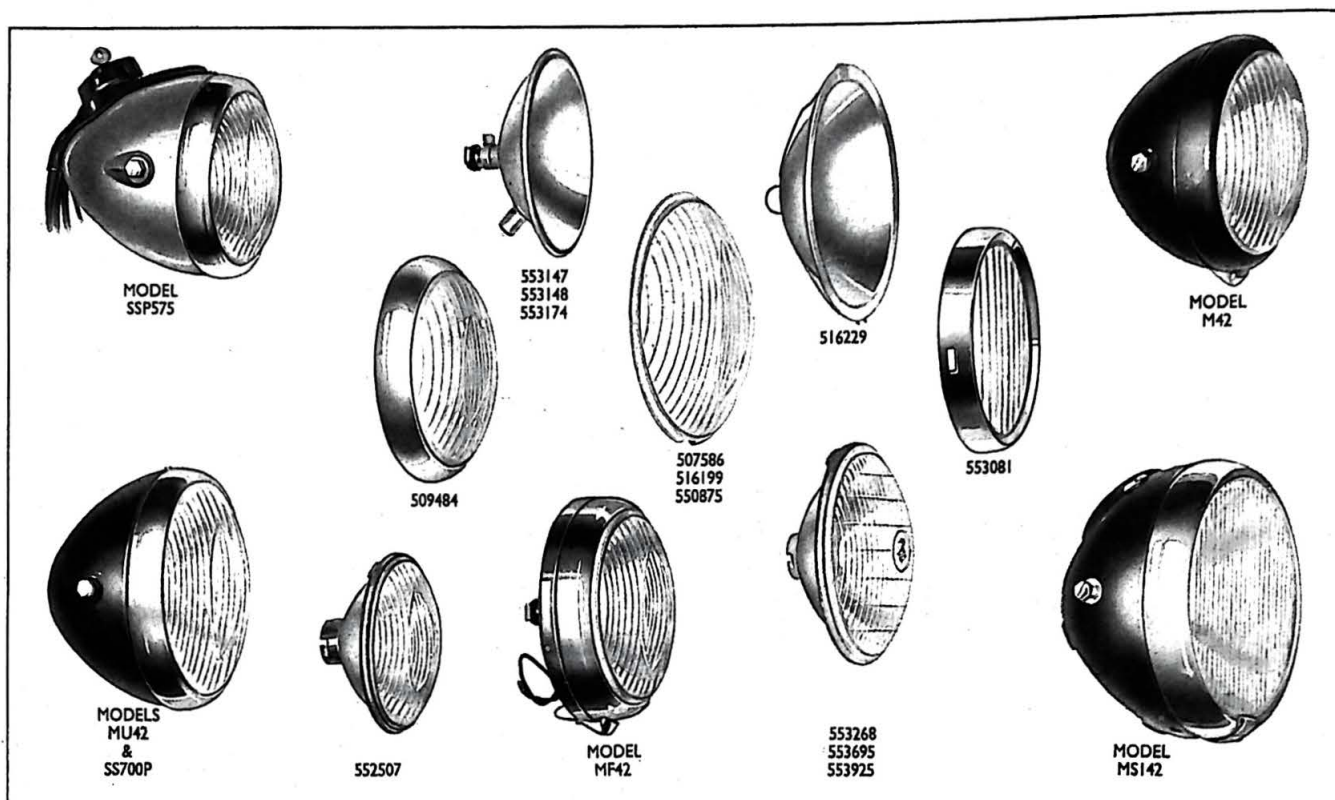
ORDERING No.	MODEL AND TYPE	ROTA-TION	CAP	CLIP, CAP	BRUSH AND SPRING	ROTOR ARM	CONTACT SET	CONDENSER	CONTACT BREAKER	CAM
40073J	DIA2 AC56	AC	415329	415153	404435	400052	400415	415328	*415322	415316
40079D	DKX1A AC33	C	402101	410591	—	—	400415	400308	—	407932
40124E	DKX4A H12	AC	400135	410591	404435	400052	400415	400308	*400001	408399
40145D	DKX1A FE3	AC	402101	410591	—	—	400415	400308	—	407932
40168B	DKX2A AQ	AC	400136	410591	404435	400052	400415	400308	—	415283
		AC Anti-clockwise C Clockwise							* Contact Breaker Base Assembly	

(continued)


ORDERING No.	MODEL AND TYPE	ROTA-TION	AUTO ADVANCE		TOGGLES	SHAFT AND ACTION PLATE	BEARING OR BUSHING		VACUUM UNIT OR CONTROL	SECURING PLATE	SUNDRY PARTS, SET
			SPRINGS	WEIGHTS			TOP	BOTTOM			
40073J	DIA2 AC56	AC	415835	415320	—	415307	415314	189270	—	—	400843
40079D	DKX1A AC33	C	405395/S	415729	407131	416556	404374	410590	—	406105	400843
40124E	DKX4A H12	AC	416109/S	415730	407131	416542	404374	410590	—	417497	400843
40145D	DKX1A FE3	AC	406699	415730	407131	416529	404374	410590	—	405588	400843
40168B	DKX2A AQ	AC	417504	415730	407131	416529	404374	410590	—	417497	400843
		AC Anti-clockwise C Clockwise									



HEADLAMP SPARE PARTS



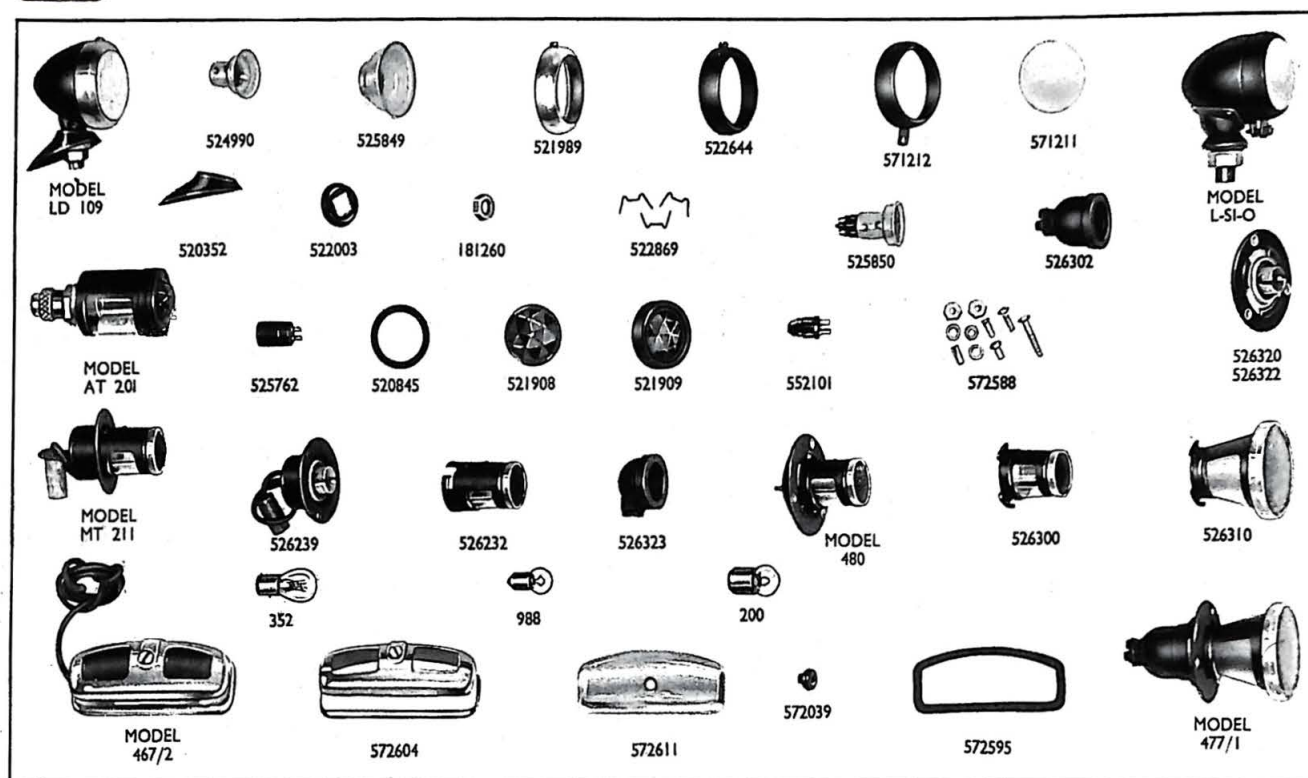
ORDERING No.	MODEL	RIM OR DOOR	LENS	LENS, PILOT	WIRES, FIXING	REFLECTOR OR LIGHT UNIT	BEAD	RESISTANCE
(1) 50128F	MU42 ...	509484	550875	—	500291	553147	553065	—
(2) 50185H	M42 ...	509484	550875	—	500291	553147	553065	—
(3) 50292D	M42 ...	509484	550875	—	500291	553148	553065	—
(4) 50306D	M42 ...	509484	550875	—	500291	553147	553065	—
(5) 50353E	MS142-I ...	516242	507586	—	515917	516229	508736	—
(6) 50732E	MU42EF ...	553081	516199	—	500291	553174	553065	—
(7) 50777B	MF42B ...	509484	550875	—	500291	553147	553065	—
(8) 50791D	MU42 ...	509484	550875	—	500291	553147	553065	—
(9) 50827E	MU42 ...	509484	550875	—	500291	553147	553065	—
(10) 50866E	SSP575 ...	534343	—	—	504665	552507	—	516445
(11) 50898D	SSP575 ...	534343	—	516386	504665	553695	516395	516445
(12) 50906D	SSP575 ...	534343	—	—	*516393	552507	—	516445
(13) 50916A	MF42EF ...	553081	516199	—	500291	553174	553065	—
(14) 50940A	MU42 ...	509484	550875	—	500291	553147	553065	—
(15) 50945A	SSU700P ...	553248	—	—	504665	553268	—	—
(16) 50946A	SSU700P ...	553248	—	—	504665	553268	—	—
(17) 50947A	SS700P ...	553248	—	—	504665	553268	—	—
(18) 50964A	SSU700P ...	553248	—	—	504665	553268	—	—
(19) 50965A	SSU700P ...	553248	—	—	504665	553268	—	—
(20) 51060A	SSU700P-I ...	553248	—	516386	504665	553925	516395	—
					* Pilot lens fixing		* Rubber ring	



BULB HOLDER OR ADAPTOR	SEAL, PANEL	RING, SWITCH SEATING	WASHER, AMMETER	KNOB, SWITCH	PLUG	SOCKET	BULB, MAIN	BULB, PILOT
504801	—	—	—	—	—	—	168	200 (1)
*500181	—	—	—	—	—	—	168	200 (2)
504801	—	—	—	—	—	—	168	— (3)
504801	—	—	—	—	—	—	168	200 (4)
*500181	—	—	—	—	—	—	168	200 (5)
504801	—	—	—	—	—	—	168	200 (6)
†516112	—	—	—	—	—	—	—	200 (7)
*504808	—	—	—	—	—	—	—	200 (8)
†562307	—	—	—	—	—	—	—	200 (9)
*500181	—	—	—	—	—	—	168	200 (10)
504801	—	—	—	—	859260	809795	168	200 (11)
*500181	—	—	—	—	—	—	168	200 (12)
504801	—	—	—	—	—	—	168	200 (13)
*500181	—	—	—	—	—	—	168	200 (14)
†859599	516442	316283	516443	316525	—	—	312	988 (15)
†859598	516442	316283	516443	316525	—	—	312	988 (16)
†859599	516442	316283	516443	316525	—	—	312	988 (17)
†562307	—	—	—	—	—	—	—	200 (18)
*500181	—	—	—	—	—	—	168	200 (19)
504801	—	—	—	—	—	—	168	200 (20)
*500181	—	—	—	—	—	—	168	200 (21)
†555009	—	—	—	—	—	—	312	988 (22)
†555009	—	—	—	—	—	—	312	988 (23)
†555009	—	—	—	—	—	—	312	988 (24)
†555009	—	—	—	—	—	—	312	988 (25)
†864230	—	—	—	—	—	—	312	988 (26)
†555005	—	—	—	—	—	—	312	988 (27)
* Interior (Pilot)								
† Backshell								
‡ Adaptor								



SIDE AND TAIL LAMP SPARE PARTS

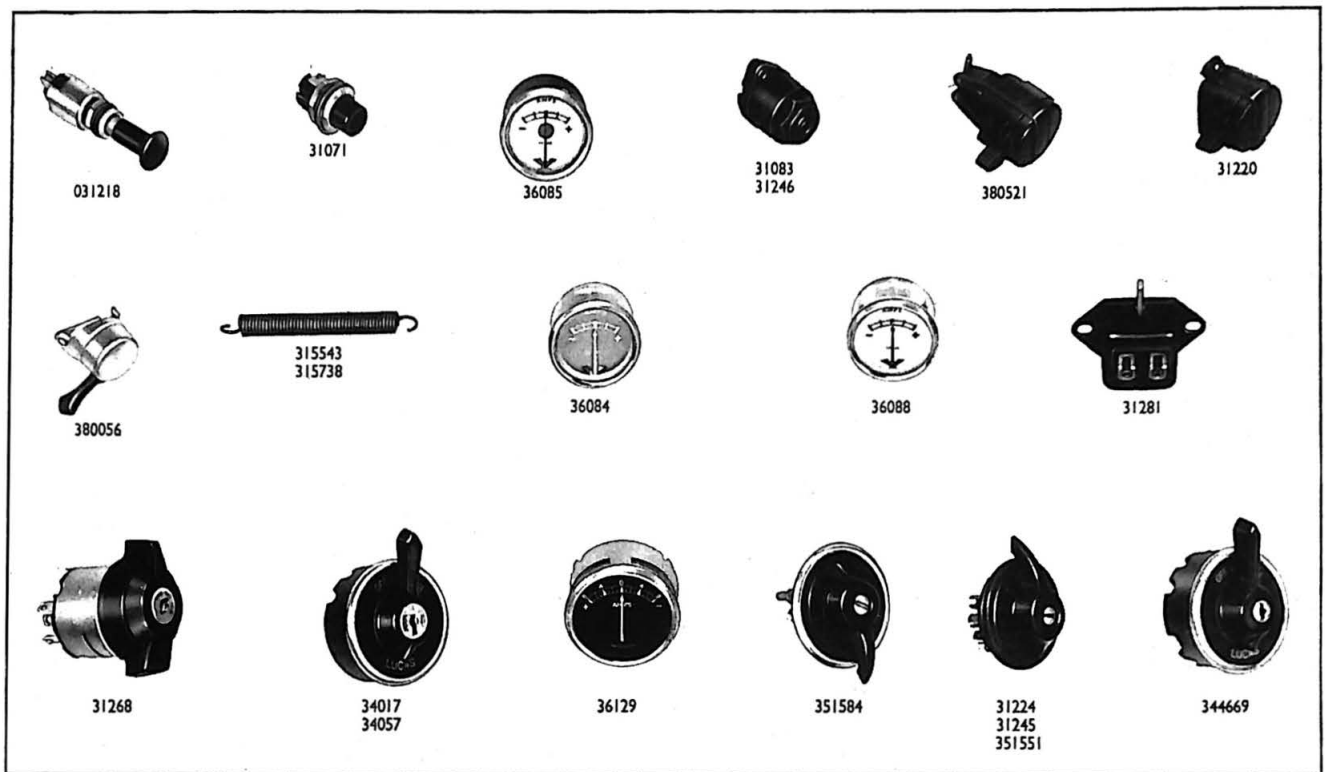


ORDERING No.	MODEL	DESCRIPTION	RIM OR DOOR	SCREW, RIM FIXING	WIRES, FIXING	LENS	REFLECTOR	BULB HOLDER
A52036A	L-SI-O	Side lamp	571212	571203	522869	571211	525849	552101 *525850
A52153A	LD109	Side lamp	522644	—	522869	571211	525849	524990
A52154A	LD109	Side lamp	521989	—	522869	571211	525849	524990
A53056A	MT211	Tail lamp	526232	—	—	—	—	—
A53133A	AT201	Tail lamp	521909	—	—	521908	—	525762
A53139A	467-1	Tail lamp	—	—	—	572611	—	—
A53140B	480	Tail lamp	526300	—	—	—	—	—
A53182B	477-1	Stop Tail lamp	526310	—	—	—	—	—
A53216A	477-1	Tail lamp	526310	—	—	—	—	—
								* Adaptor and Shell Assembly

(continued)

ORDERING No.	MODEL	DESCRIPTION	BEAD	BODY	GROMMET	NUT, FIXING	FOOT OR BASE, FIXING	SUNDRIES PARTS, SET	BULB
A52036A	L-SI-O	Side lamp	—	—	—	183919	—	—	200
A52153A	LD109	Side lamp	—	—	—	181260	*522003 520352	—	200
A52154A	LD109	Side lamp	—	—	—	181260	*522003 520352	—	200
A53056A	MT211	Tail lamp	—	526239	—	—	—	—	200
A53133A	AT201	Tail lamp	520845	—	—	—	—	—	200
A53139A	467-1	Tail lamp	572595	572604	572039	—	—	572588	988
A53140B	480	Tail lamp	—	526320	526323	—	—	—	200
A53182B	477-1	Stop Tail lamp	—	526322	526323	—	—	—	352
A53216A	477-1	Tail lamp	—	526320	526302	—	—	—	200
							* Base		

SWITCHES, AMMETERS AND HORN PUSHES



SWITCHES

ORDERING No.	MODEL	DESCRIPTION
31071A	SS5 L35	Chromium plated bezel; black knob.
31083D	S53 L	Lock type ignition switch; 2-position, 'Off' - 'On'.
31220A	99 L3	Dipper Switch; 1- $\frac{5}{16}$ " bar fixing clip.
31224B	U39 L20	3-position, 'Off' - 'L' - 'H'; black base and handle.
31245A	U39	3-position, 'Off' - 'L' - 'H'; black base and handle.
31246A	S56 L1	3-position, 'Emergency' - 'Off' - 'On'.
31268A	PRS4 L	3-position, 'Emergency' - 'Off' - 'Ignition' (complete with lock).
31281A	54C L2	Stop Lamp operating (less spring).
34017B	PLC6 L113	Black dial; chromium plated bezel; 3-position, 'Off' - 'Low' - 'Head' (complete with lock).
34057A	PLC6 L153	Black dial; chromium plated bezel; 3-position, 'Off' - 'Low' - 'Head' (complete with lock).
344669	PLC5 L65	Similar to 34057.
351551	U39 L1	3-position, 'Off' - 'L' - 'H'; black base and handle.
351584	RS39 L2	As 351551, but chromium plated bezel.
380056	9AC	Chromium plated; screw fixing.
380521	99 L2	Dipper Switch; $\frac{7}{8}$ " bar fixing clip.
031218	PS7/I	Short thread; metal panel fixing; push-pull action.

AMMETERS

ORDERING No.	MODEL AND TYPE	DIAL READING	DIAL COLOUR
36084D	CZU27 L	8-0-8	Black
36085D	CZU27 L1	8-0-8	White
36088D	CZU27 L2	8-0-8	White
36129B	BM4 L56	8-0-8	Black

(continued)

ORDERING No.	MODEL AND TYPE	BEZEL OR RIM FINISH	SPECIAL FEATURES
36084D	CZU27 L	Chromium plated	Suitable for Magneto Ignition.
36085D	CZU27 L1	Chromium plated	Suitable for Coil Ignition.
36088D	CZU27 L2	Chromium plated	Suitable for Magneto Ignition.
36129B	BM4 L56	Chromium plated	12 o'clock Illumination.

HORN PUSHES

ORDERING No.	MODEL	DESCRIPTION
76200	HP26	No clip. Screws into handlebar.
76204	4A	Chromium plated. $\frac{7}{8}$ " clip fixing.
76206	4A AC	Chromium plated. Screw fixing. Suitable for $\frac{7}{8}$ " handlebars.
76209	HP26	As 76200, but with different saddle.
76210	4A L	Chromium plated. 1" clip fixing.